

City of Los Angeles
FY 22-23



DETAIL *of* DEPARTMENTAL PROGRAMS

VOLUME 2

As presented by
Mayor Eric Garcetti

SUPPLEMENT TO THE PROPOSED BUDGET

THIS PAGE INTENTIONALLY LEFT BLANK



Detail of Department Programs

Supplement to the 2022-23 Proposed Budget

Volume II

2022-23



Prepared by the City Administrative Officer - April 2022

THIS PAGE INTENTIONALLY LEFT BLANK

TABLE OF CONTENTS

VOLUME I

INTRODUCTION

Page

Foreword	
The Blue Book	
Summary of Changes in Appropriations	

SECTION 1

DEPARTMENTAL BUDGET SUMMARY REGULAR DEPARTMENTAL PROGRAM COSTS DETAIL OF POSITIONS AND SALARIES

Aging.....	1
Animal Services.....	11
Building and Safety.....	25
Cannabis Regulation.....	63
City Administrative Officer.....	73
City Attorney.....	95
City Clerk.....	117
City Planning.....	137
City Tourism.....	165
Civil, Human Rights and Equity.....	171
Community Investment for Families.....	179
Controller.....	193
Council.....	209
Cultural Affairs.....	215
Disability.....	233
Economic and Workforce Development.....	245
El Pueblo de Los Angeles.....	267
Emergency Management.....	277
Employee Relations Board.....	285
Ethics Commission.....	291
Finance.....	299
Fire.....	317
General Services.....	347
Housing.....	387
Information Technology Agency.....	425
Mayor.....	451
Neighborhood Empowerment.....	457
Personnel.....	469
Police.....	505
Public Accountability.....	543

VOLUME II

SECTION 1 - CONTINUED

Public Works	
Board of Public Works.....	549
Bureau of Contract Administration.....	571
Bureau of Engineering.....	589
Bureau of Sanitation.....	625
Bureau of Street Lighting.....	663
Bureau of Street Services.....	683

Transportation.....	723
Youth Development.....	771
Zoo.....	779

SECTION 2 – OTHER PROGRAM COSTS

Library	805
Recreation and Parks	827
City Employees' Retirement Fund	863
Fire and Police Pension Fund	867

SECTION 3 – NON-DEPARTMENTAL SCHEDULES

Accessible Housing Program	871
Attorney Conflicts Panel	875
Business Improvement District Trust Fund	877
Capital Finance Administration Fund	879
Capital and Technology Improvement Expenditure Program	
Summary	897
Clean Water.....	901
Municipal Facilities	903
Physical Plant.....	923
Technology	937
Emergency Operations Fund.....	939
Ethics Commission Public Matching Campaign Funds Trust Fund	941
General City Purposes	943
Human Resources Benefits.....	965
Leasing	969
Liability Claims.....	971
Los Angeles Convention Center Private Operator	973
Los Angeles Tourism and Convention Board.....	975
Measure M Local Return Fund.....	981
Measure R Traffic Relief and Rail Expansion Funds.....	985
Measure W Local Return Fund.....	989
Neighborhood Council Fund.....	993
Proposition A Local Transit Assistance Fund.....	995
Proposition C Anti-Gridlock Transit Improvement Fund	1003
Road Maintenance and Rehabilitation Program Special Fund	1009
Sewer Construction and Maintenance Fund	1013
Sidewalk Repair Program.....	1019
Solid Waste Resources Revenue Fund	1023
Special Gas Tax Improvement Fund.....	1027
Special Parking Revenue Fund.....	1031
Stormwater Pollution Abatement Fund.....	1035
Street Damage Restoration Fee Special Fund.....	1039
Telecommunications and PEG Development.....	1041
Unappropriated Balance.....	1043
Water and Electricity.....	1047
2022 Tax and Revenue Anticipation Notes, Debt Service Fund	1049

OTHER SUPPLEMENTAL SCHEDULES

Alterations and Improvement Projects	1051
Fleet Vehicles and Equipment.....	1053
Homeless Budget	1055
Street Improvement	1075



2
0
2
2
-
2
3

**Regular Departmental Program Costs
Detail of Positions and Salaries**

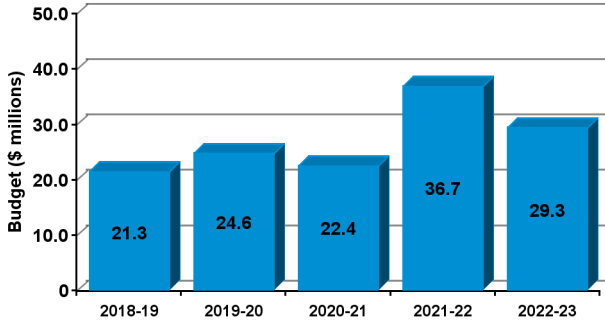
THIS PAGE INTENTIONALLY LEFT BLANK

BOARD OF PUBLIC WORKS

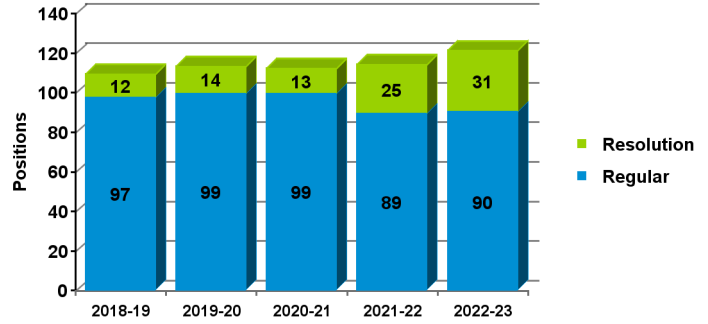
2022-23 Proposed Budget

FIVE-YEAR HISTORY OF BUDGET AND POSITION AUTHORITIES

FIVE-YEAR BUDGET HISTORY



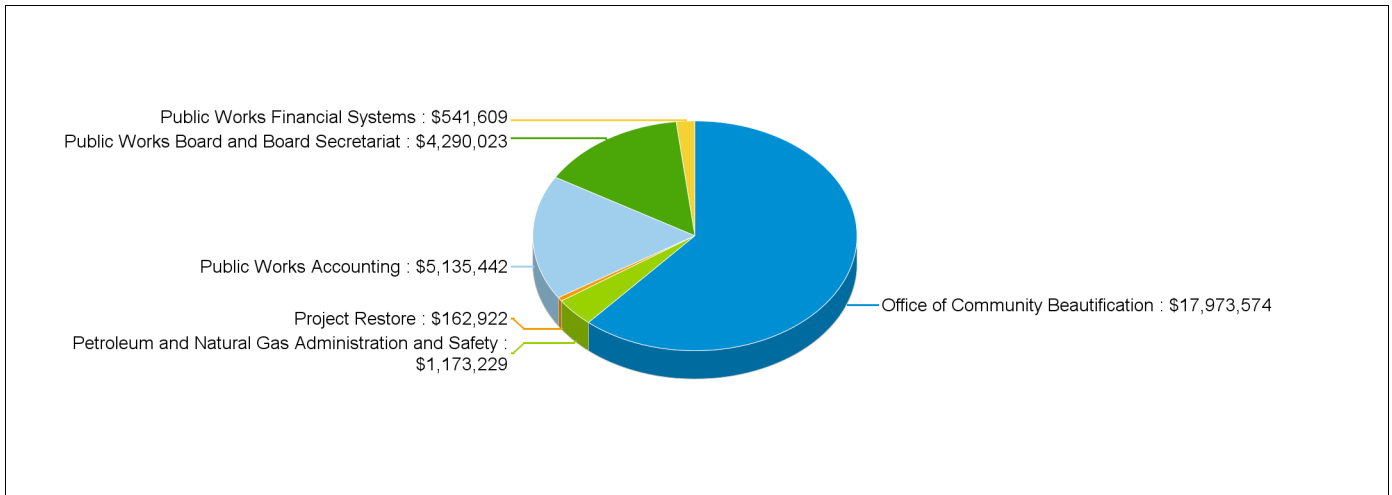
FIVE-YEAR POSITION AUTHORITY HISTORY



SUMMARY OF 2022-23 PROPOSED BUDGET CHANGES

	Total Budget			General Fund				Special Fund			
		Regular	Resolution		Regular	Resolution		Regular	Resolution		
2021-22 Adopted	\$36,740,030	89	25	\$32,045,098	87.2%	45	18	\$4,694,932	12.8%	44	7
2022-23 Proposed	\$29,276,799	90	31	\$24,436,323	83.5%	46	22	\$4,840,476	16.5%	44	9
Change from Prior Year	(\$7,463,231)	1	6	(\$7,608,775)		1	3	\$145,544		-	3

2022-23 FUNDING DISTRIBUTION BY PROGRAM



MAIN BUDGET ITEMS

	Funding	Positions
* Graffiti Abatement Pre-Apprenticeship Job Training Program	\$875,000	-
* CleanLA Program	\$827,000	-
* Clean and Green Program	\$1,900,000	-

Recapitulation of Changes

	Adopted Budget 2021-22	Total Budget Changes	Total Budget 2022-23
EXPENDITURES AND APPROPRIATIONS			
Salaries			
Salaries General	10,552,341	752,419	11,304,760
Overtime General	10,347	-	10,347
Total Salaries	<u>10,562,688</u>	<u>752,419</u>	<u>11,315,107</u>
Expense			
Printing and Binding	23,476	-	23,476
Contractual Services	25,887,866	(8,258,000)	17,629,866
Transportation	2,000	-	2,000
Office and Administrative	87,000	42,350	129,350
Operating Supplies	177,000	-	177,000
Total Expense	<u>26,177,342</u>	<u>(8,215,650)</u>	<u>17,961,692</u>
Total Board of Public Works	<u>36,740,030</u>	<u>(7,463,231)</u>	<u>29,276,799</u>

Recapitulation of Changes

	Adopted Budget 2021-22	Total Budget Changes	Total Budget 2022-23
SOURCES OF FUNDS			
General Fund	32,045,098	(7,608,775)	24,436,323
Solid Waste Resources Revenue Fund (Sch. 2)	292,024	15,708	307,732
Special Gas Tax Improvement Fund (Sch. 5)	288,431	15,660	304,091
Stormwater Pollution Abatement Fund (Sch. 7)	94,256	3,813	98,069
Sewer Operations & Maintenance Fund (Sch. 14)	2,087,071	6,097	2,093,168
Sewer Capital Fund (Sch. 14)	1,039,192	97,251	1,136,443
Street Lighting Maintenance Assessment Fund (Sch. 19)	262,908	(23,006)	239,902
Arts and Cultural Facilities & Services Fund (Sch. 24)	100,000	-	100,000
Proposition C Anti-Gridlock Transit Fund (Sch. 27)	127,373	8,288	135,661
Citywide Recycling Trust Fund (Sch. 32)	114,412	3,708	118,120
Sidewalk Repair Fund (Sch. 51)	160,473	7,293	167,766
Road Maintenance and Rehabilitation Program Special (Sch. 5)	81,200	(9,239)	71,961
Measure W Local Return Fund (Sch. 55)	47,592	19,971	67,563
Total Funds	36,740,030	(7,463,231)	29,276,799
Percentage Change			(20.31)%
Positions	89	1	90

Changes Applicable to Various Programs

The following changes involve two or more budgetary programs. These changes are explained below and apportioned as single entries in the affected programs. Single-program changes are shown only in the programs involved.

Program Changes	Direct Cost	Positions	Total Cost
Changes in Salaries, Expense, Equipment, and Special Obligatory Changes			
1. 2021-22 Employee Compensation Adjustment Related costs consist of employee benefits. SG: \$212,675 <i>Related Costs: \$71,777</i>	212,675	-	284,452
2. 2022-23 Employee Compensation Adjustment Related costs consist of employee benefits. SG: \$114,876 <i>Related Costs: \$20,615</i>	114,876	-	135,491
3. Full Funding for Partially Financed Positions Related costs consist of employee benefits. SG: \$100,000 <i>Related Costs: \$34,812</i>	100,000	-	134,812
4. Salary Step and Turnover Effect Related costs consist of employee benefits. SG: \$92,714 <i>Related Costs: \$31,292</i>	92,714	-	124,006

Program Changes	Direct Cost	Positions	Total Cost
Changes in Salaries, Expense, Equipment, and Special			
Deletion of One-Time Services			
<p>5. Deletion of Funding for Resolution Authorities</p> <p>Delete funding for 25 resolution authority positions. Four additional positions were approved during 2021-22. Resolution authorities are reviewed annually and continued only if sufficient funding is available to maintain the current service level. Related costs consist of employee benefits.</p> <p>One position is continued as a regular position: Public Works Trust Fund Permit Review (One position)</p> <p>20 positions are continued: Clean LA Program (One position) Measure W Accounting Support (One position) Public Works Trust Fund Accounting Support (One position) Homeless Services and General Fund Accounting Support (Two positions) SB 1 Accounting Support (One position) Sidewalk Repair Program Support (Two positions) MICLA Accounting Support (One position) Industrial Waste Billings (One position) Sewer Construction & Maintenance Accounts Payable (One position) Public Works Trust Fund Support (One position) Climate Emergency Mobilization Office (Three positions) Grants Unit (One position) City Forest Officer (One position) Mobile Pit Stop (One position) Oil and Gas Well Facility Compliance Program (Two positions)</p> <p>Three vacant positions are not continued: Public Works Trust Fund Accounting Support (One position) Climate Emergency Mobilization Office (One position) Oil and Gas Well Facility Compliance Program (One position)</p> <p>One position is not continued: Centralized Contracts Coordinator (One position)</p> <p>Four positions approved during 2021-22 are continued: Targeted Local Hire Clerical Support (One Position) Oil Well Amortization Program (Three positions) SG: (\$1,527,361) Related Costs: (\$844,909)</p>	(1,527,361)	-	(2,372,270)
<p>6. Deletion of One-Time Salary Funding</p> <p>Delete one-time Salaries General funding. SG: (\$550,227)</p>	(550,227)	-	(550,227)

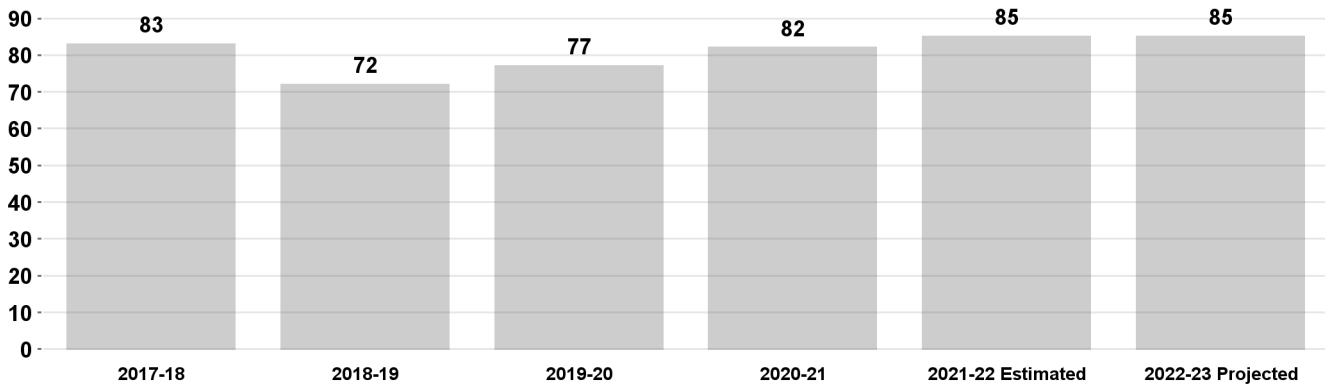
Program Changes	Direct Cost	Positions	Total Cost
Changes in Salaries, Expense, Equipment, and Special			
Deletion of One-Time Services			
7. Deletion of One-Time Services	(12,445,000)	-	(12,445,000)
Delete one-time expense funding.			
<i>EX: (\$12,445,000)</i>			
Increased Services			
8. Technology Hardware and Software Upgrades	27,800	-	27,800
Add one-time funding in the Office and Administrative			
Account for technology equipment and software licenses.			
<i>EX: \$27,800</i>			
TOTAL CHANGES APPLICABLE TO VARIOUS PROGRAMS	<u>(13,974,523)</u>	<u>-</u>	

Office of Community Beautification

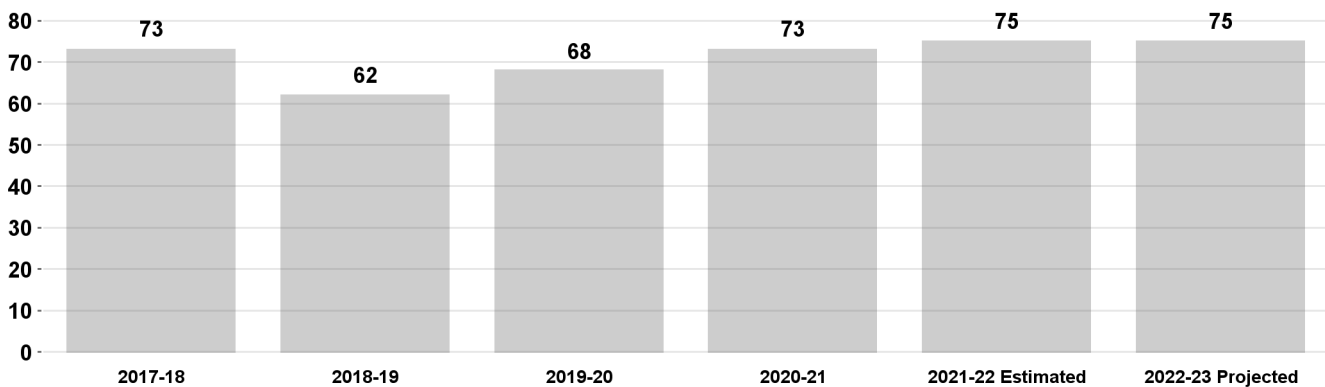
Priority Outcome: Create a more livable and sustainable city

This program beautifies the City through graffiti removal, litter cleanup and weed removal; greenery planting; community beautification clean-up events; and other programs including adopt-a-median, adopt-a-basket, and the paint bank. This program empowers communities with resources and partnership opportunities to beautify their neighborhoods.

Percent of Graffiti Removal Requests Completed in 48 Hours



Percent of Graffiti Removal Requests Completed in 24 Hours



Program Changes

Direct Cost Positions Total Cost

Changes in Salaries, Expense, Equipment, and Special

Apportionment of Changes Applicable to Various Programs	(12,237,770)	-	(12,257,858)
Related costs consist of employee benefits.			
SG: (\$117,770) EX: (\$12,120,000)			
Related Costs: (\$20,088)			

Office of Community Beautification

Program Changes	Direct Cost	Positions	Total Cost
Changes in Salaries, Expense, Equipment, and Special			
Continuation of Services			
9. Graffiti Abatement Pre-Apprenticeship Job Training Continue one-time funding in the Contractual Services Account for pre-apprenticeship employment opportunities for transitional workers on graffiti abatement projects. <i>EX: \$875,000</i>	875,000	-	875,000
10. CleanLA Program Continue resolution authority for one Senior Management Analyst I to provide administration support. Continue one-time funding in the Contractual Services account for the CleanLA program, which will clean neighborhoods impacted by increased litter and illegal dumping while providing employment opportunities for young adults. Supplemental funding of \$8,700,000 is available through the California for All Grant, to support additional youth employment opportunities and to fund the position through interim appropriations. The position was approved during 2021-22 (C.F. 22-0014). <i>EX: \$827,000</i>	827,000	-	827,000
Increased Services			
11. Clean and Green Program Add one-time funding in the Contractual Services Account for the expansion of the Clean and Green program under the Office of City Beautification to increase clean-up efforts Citywide. <i>EX: \$1,900,000</i>	1,900,000	-	1,900,000
TOTAL Office of Community Beautification	(8,635,770)	-	
2021-22 Program Budget	26,609,344	8	
Changes in Salaries, Expense, Equipment, and Special	(8,635,770)	-	
2022-23 PROGRAM BUDGET	17,973,574	8	

Project Restore

Priority Outcome: Create a more livable and sustainable city

This program oversees the restoration and preservation of historic City-owned facilities and other special projects, as well as day-to-day operations, including design, project management, contract administration, fundraising, grant writing, budget, procurement, and accounting.

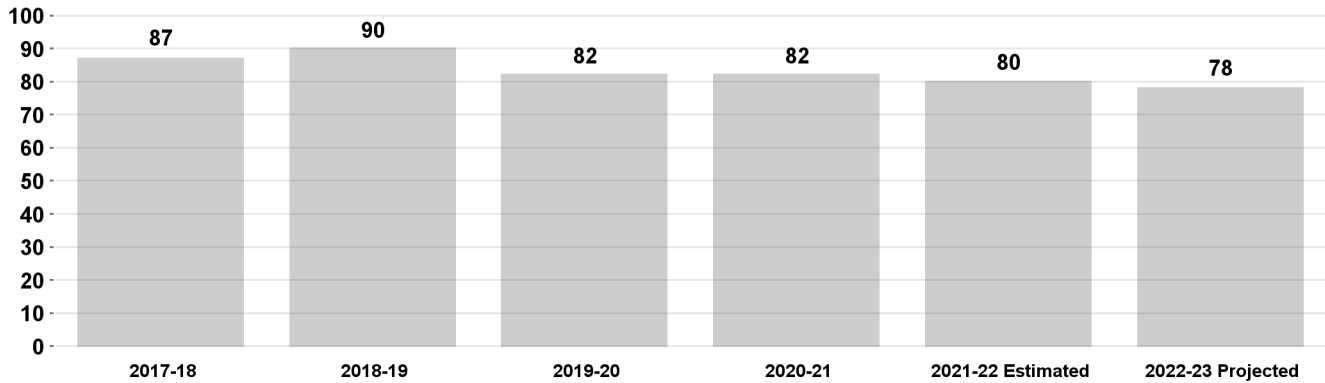
Program Changes	Direct Cost	Positions	Total Cost
Changes in Salaries, Expense, Equipment, and Special			
Apportionment of Changes Applicable to Various Programs	5,897	-	7,888
Related costs consist of employee benefits.			
SG: \$5,897			
Related Costs: \$1,991			
TOTAL Project Restore	5,897	-	
2021-22 Program Budget	157,025	1	
Changes in Salaries, Expense, Equipment, and Special	5,897	-	
2022-23 PROGRAM BUDGET	162,922	1	

Public Works Accounting

Priority Outcome: Create a more livable and sustainable city

This program provides day-to-day accounting and financial services for the Department of Public Works, including capital programming and budgeting, fee and cost recovery, general and cost accounting, and special funds and projects accounting.

Percentage of All Payments Processed within 30 Days



Program Changes	Direct Cost	Positions	Total Cost
Changes in Salaries, Expense, Equipment, and Special			
Apportionment of Changes Applicable to Various Programs	(1,026,382)	-	(1,411,597)
Related costs consist of employee benefits.			
SG: (\$1,026,382)			
Related Costs: (\$385,215)			
Continuation of Services			
12. Measure W Accounting Support	67,563	-	105,327
Continue funding and resolution authority for one Accountant to provide accounting and financial support to the Measure W program. Funding is provided by the Measure W Local Return Fund. Related costs consist of employee benefits.			
SG: \$67,563			
Related Costs: \$37,764			
13. Public Works Trust Fund Accounting Support	67,563	-	105,327
Continue funding and resolution authority for one Accountant to provide accounting and financial support to the Public Works Trust Fund. One vacant Accountant is not continued. Related costs consist of employee benefits.			
SG: \$67,563			
Related Costs: \$37,764			

Public Works Accounting

Program Changes	Direct Cost	Positions	Total Cost
Changes in Salaries, Expense, Equipment, and Special			
Continuation of Services			
14. Homeless Services and General Fund Accounting Support Continue funding and resolution authority for two positions consisting of one Senior Accountant I and one Accounting Clerk to provide accounting and financial support to the Homeless Roadmap Initiative, Proposition HHH, A Bridge Home Initiative, other homelessness-related projects, and hazardous waste invoicing. Related costs consist of employee benefits. <i>SG: \$149,156</i> <i>Related Costs: \$80,411</i>	149,156	-	229,567
15. SB 1 Accounting Support Continue funding and resolution authority for one Senior Accountant I to provide accounting and financial support to the Road Maintenance and Rehabilitation (SB 1) Program. Funding is provided by the SB 1 Special Fund. Related costs consist of employee benefits. <i>SG: \$71,961</i> <i>Related Costs: \$39,295</i>	71,961	-	111,256
16. Sidewalk Repair Program Support Continue funding and resolution authority for two positions consisting of one Senior Accountant II and one Accountant to support the Sidewalk Repair Incentive Rebate Program and all financial transactions related to the Sidewalk Repair Program. Funding is provided by the Sidewalk Repair Fund. Related costs consist of employee benefits. <i>SG: \$167,766</i> <i>Related Costs: \$86,889</i>	167,766	-	254,655
17. MICLA Accounting Support Continue funding and resolution authority for one Senior Accountant I to provide accounting and financial support for Municipal Improvement Corporation of Los Angeles (MICLA) projects. Related costs consist of employee benefits. <i>SG: \$71,961</i> <i>Related Costs: \$39,295</i>	71,961	-	111,256
18. Industrial Waste Billings Continue funding and resolution authority for one Accountant for the Sewer Construction and Maintenance Division, Industrial Waste Billings Section. Funding is provided by the Sewer Construction and Maintenance Fund. Related costs consist of employee benefits. <i>SG: \$67,563</i> <i>Related Costs: \$37,763</i>	67,563	-	105,326

Public Works Accounting

Program Changes	Direct Cost	Positions	Total Cost
Changes in Salaries, Expense, Equipment, and Special			
Continuation of Services			
19. Sewer Construction & Maintenance Accounts Payable	67,563	-	105,326
Continue funding and resolution authority for one Accountant to provide accounting and financial support for emergency sewer repairs, regular construction, and associated consultant contracts. Funding is provided by the Sewer Construction and Maintenance Fund. Related costs consist of employee benefits. SG: \$67,563 Related Costs: \$37,763			
Increased Services			
20. Sewer Construction & Maintenance Accounting Support	53,971	-	87,003
Add six-months funding and resolution authority for one Senior Accountant I to provide accounting and financial support for emergency sewer repairs, regular construction, and associated consultant contracts. Funding is provided by the Sewer Construction and Maintenance Fund. Related costs consist of employee benefits. SG: \$53,971 Related Costs: \$33,032			
21. Cost Accounting and Reconciliation	69,763	-	122,538
Add six-months funding and resolution authority for two positions consisting of one Senior Accountant I and one Accountant to reconcile Sewer Construction and Maintenance related expenditures. Funding is provided by the Sewer Construction and Maintenance Fund. Related costs consist of employee benefits. SG: \$69,763 Related Costs: \$52,775			
TOTAL Public Works Accounting	(171,552)	-	
2021-22 Program Budget	5,306,994	50	
Changes in Salaries, Expense, Equipment, and Special	(171,552)	-	
2022-23 PROGRAM BUDGET	5,135,442	50	

Public Works Financial Systems

Priority Outcome: Create a more livable and sustainable city

This program creates and maintains financial systems to efficiently manage financial processes within the Department of Public Works.

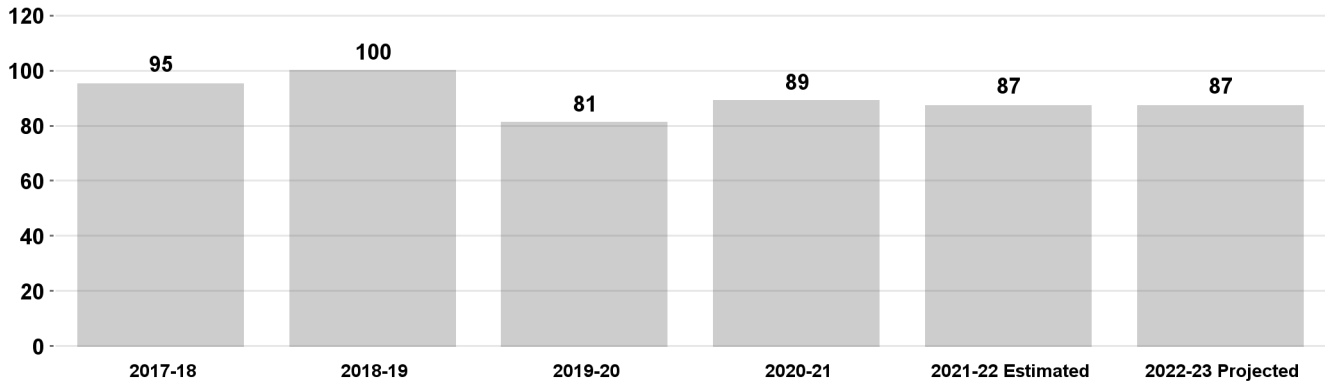
Program Changes	Direct Cost	Positions	Total Cost
Changes in Salaries, Expense, Equipment, and Special			
Apportionment of Changes Applicable to Various Programs	(23,886)	-	(8,922)
Related costs consist of employee benefits.			
SG: (\$23,886)			
Related Costs: \$14,964			
TOTAL Public Works Financial Systems	(23,886)	-	
2021-22 Program Budget	565,495	4	
Changes in Salaries, Expense, Equipment, and Special	(23,886)	-	
2022-23 PROGRAM BUDGET	541,609	4	

Public Works Board and Board Secretariat

Priority Outcome: Create a more livable and sustainable city

This program provides overall management, direction, administrative control, and transparency of process to the public for the Department of Public Works. This program also oversees the bid and award process of construction contracts.

Percent of Board Meeting Journals Posted within 24 Hours



Program Changes	Direct Cost	Positions	Total Cost
Changes in Salaries, Expense, Equipment, and Special			
Apportionment of Changes Applicable to Various Programs	(545,489)	-	(771,789)
Related costs consist of employee benefits. SG: (\$247,489) EX: (\$298,000) Related Costs: (\$226,300)			
Continuation of Services			
22. Public Works Trust Fund Support	129,838	-	189,279
Continue funding and resolution authority for one Senior Management Analyst I to provide financial management and administrative support of the Public Works Trust Fund. Partial funding is provided by the Sewer Construction and Maintenance Fund (\$12,984) and the Street Lighting Maintenance Assessment Fund (\$6,492). Related costs consist of employee benefits. SG: \$129,838 Related Costs: \$59,441			
23. Public Works Trust Fund Permit Review	89,294	1	134,621
Continue funding and add regular authority for one Management Analyst to conduct Public Works Trust Fund permit review. Partial funding is provided by the Sewer Construction and Maintenance Fund (\$8,929) and the Street Lighting Maintenance Assessment Fund (\$4,465). Related costs consist of employee benefits. SG: \$89,294 Related Costs: \$45,327			

Public Works Board and Board Secretariat

Program Changes	Direct Cost	Positions	Total Cost
Changes in Salaries, Expense, Equipment, and Special			
Continuation of Services			
<p>24. Climate Emergency Mobilization Office</p> <p>Continue funding and resolution authority for three positions consisting of one Principal Project Coordinator, one Management Analyst, and one Administrative Clerk and add funding and resolution authority for one Management Analyst to staff the Climate Emergency Mobilization Office and support the Climate Emergency Mobilization Commission. One vacant Community Services Representative is not continued. Related costs consist of employee benefits.</p> <p>SG: \$349,292</p> <p>Related Costs: \$178,569</p>	349,292	-	527,861
<p>25. Grants Unit</p> <p>Continue resolution authority for one Management Analyst to lead the Grants Unit. Front-funding is provided by the Public Works Trust Fund and reimbursed by the State of California, Department of Forestry and Fire Protection Grant Program.</p>	-	-	-
<p>26. City Forest Officer</p> <p>Continue funding and resolution authority for one Senior Management Analyst I to support the City Forest Officer. Related costs consist of employee benefits.</p> <p>SG: \$129,838</p> <p>Related Costs: \$59,442</p>	129,838	-	189,280
<p>27. Mobile Pit Stop Program</p> <p>Continue resolution authority for one Senior Management Analyst I for program management and oversight of the Mobile Pit Stop, Mobile Shower, and Skid Row Cleaning programs. Funding will be provided through interim appropriations from the Homeless Housing, Assistance, and Prevention Program.</p>	-	-	-

Public Works Board and Board Secretariat

Program Changes	Direct Cost	Positions	Total Cost
Changes in Salaries, Expense, Equipment, and Special			
Increased Services			
<p>28. Climate Emergency Mobilization Consulting Services Add one-time funding in the Contractual Services Account for consultant services to develop a climate emergency strategic plan. <i>EX: \$500,000</i></p>	500,000	-	500,000
<p>29. Tree Planting and Community Engagement Add six-months funding and resolution authority for one Environmental Specialist I, subject to pay grade determination by the City Administrative Officer, Employee Relations Division, to support the City Forest Officer. Related costs consist of employee benefits. <i>SG: \$38,263</i> <i>Related Costs: \$27,564</i></p>	38,263	-	65,827
<p>30. Climate Emergency Mobilization Office Increased Support Add six-months funding and resolution authority for one Senior Management Analyst I to administer grants and legislative requests for the Climate Emergency Mobilization Office. Related costs consist of employee benefits. <i>SG: \$64,919</i> <i>Related Costs: \$36,843</i></p>	64,919	-	101,762
New Services			
<p>31. PrimeGov Customization of Programming Add one-time funding in the Contractual Services Account for PrimeGov to publish Board agendas and minutes, record votes, and host audio-video files of public meetings. Partial funding is provided by the Sewer Construction and Maintenance Fund (\$27,200). <i>EX: \$85,000</i></p>	85,000	-	85,000
Transfer of Services			
<p>32. Mobile Worker Program Transfer funding from the Information Technology Agency to the Office and Administrative Account for mobile phone usage costs. The Department has fully transitioned from traditional desk phones, which were funded by the Information Technology Agency, to mobile phones through the Mobile Worker Program and will pay for departmental mobile phone costs on an ongoing basis. See related Building and Safety, City Clerk, City Planning, Economic and Workforce Development, Ethics, Finance, Information Technology Agency, and Bureau of Contract Administration items. <i>EX: \$14,550</i></p>	14,550	-	14,550

Public Works Board and Board Secretariat

TOTAL Public Works Board and Board Secretariat	855,505	1
2021-22 Program Budget	3,434,518	22
Changes in Salaries, Expense, Equipment, and Special	855,505	1
2022-23 PROGRAM BUDGET	4,290,023	23

Petroleum and Natural Gas Administration and Safety

Priority Outcome: Ensure our communities are the safest in the nation.

This program provides for the administration of pipeline and electric utility franchises, and fulfills the role of petroleum administrator for the City.

Program Changes	Direct Cost	Positions	Total Cost
Changes in Salaries, Expense, Equipment, and Special			
Apportionment of Changes Applicable to Various Programs Related costs consist of employee benefits. <i>SG: (\$147,693) EX: \$800</i> <i>Related Costs: (\$71,765)</i>	(146,893)	-	(218,658)
Continuation of Services			
33. Targeted Local Hire Clerical Support Add funding and continue resolution authority for one Administrative Clerk to staff the Office of Petroleum and Natural Gas. This position was approved during 2021-22 (C.F. 21-1362). Related costs consist of employee benefits. <i>SG: \$55,026</i> <i>Related Costs: \$33,400</i>	55,026	-	88,426
34. Oil Well Amortization Program Add funding and continue resolution authority for three positions consisting of one Environmental Supervisor II, one Environmental Specialist II, and one Management Analyst to support the Oil Well Amortization Program. These positions were approved during 2021-22 (C.F. 21-0600-S107). Related costs consist of employee benefits. <i>SG: \$290,789</i> <i>Related Costs: \$143,959</i>	290,789	-	434,748
35. Oil and Gas Well Facility Compliance Program Continue funding and resolution authority for two positions consisting of one Senior Environmental Engineer and one Environmental Specialist I and add funding and resolution authority for one Environmental Supervisor I, subject to pay grade determination by the City Administrative Officer, Employee Relations Division, to support the Oil and Gas Well Drill Site Facility Compliance Program. One vacant Environmental Specialist I is not continued. Related costs consist of employee benefits. <i>SG: \$307,653</i> <i>Related Costs: \$149,829</i>	307,653	-	457,482
TOTAL Petroleum and Natural Gas Administration and Safety	506,575	-	
2021-22 Program Budget	666,654	4	
Changes in Salaries, Expense, Equipment, and Special	506,575	-	
2022-23 PROGRAM BUDGET	1,173,229	4	

**BOARD OF PUBLIC WORKS
DETAIL OF CONTRACTUAL SERVICES ACCOUNT**

2020-21 Actual Expenditures	2021-22 Adopted Budget	2021-22 Estimated Expenditures	Program/Code/Description	2022-23 Contract Amount
Office of Community Beautification - BC7401				
\$ 957	\$ 18,698	\$ 34,000	1. Graphics production	\$ 18,698
10,811,963	13,193,534	13,200,000	2. Graffiti abatement services.....	11,523,534
-	1,750,000	1,750,000	3. Graffiti abatement pre-apprenticeship job training.....	875,000
875,951	751,000	1,200,000	4. Clean and Green.....	2,651,000
2,363,924	-	2,400,000	5. Supplemental clean-up services.....	-
112,821	180,000	180,000	6. LA River Corps.....	180,000
1,132,891	900,000	1,200,000	7. Clean Streets Initiative	900,000
190,575	-	209,000	8. Tree planting.....	-
-	8,700,000	8,700,000	9. CleanLA.....	827,000
<u>\$ 15,489,082</u>	<u>\$ 25,493,232</u>	<u>\$ 28,873,000</u>	Office of Community Beautification Total	<u>\$ 16,975,232</u>
Public Works Accounting - FG7403				
\$ 91,033	\$ 42,133	\$ 41,000	10. Operating expenses: copiers, cell phones, machine maintenance, storage.....	\$ 42,133
<u>\$ 91,033</u>	<u>\$ 42,133</u>	<u>\$ 41,000</u>	Public Works Accounting Total	<u>\$ 42,133</u>
Public Works Board and Board Secretariat - FG7405				
\$ 33,931	\$ 27,501	\$ 84,000	11. Operating expenses: copiers, cell phones, machine maintenance, security.....	\$ 112,501
10,031	-	10,000	12. Temporary administrative services.....	-
2,274,656	-	6,228,000	13. Mobile Pit-Stop Program.....	-
1,080,851	-	-	14. Skid Row cleaning program.....	-
-	150,000	150,000	15. Workforce equity demonstration project.....	-
-	175,000	175,000	16. Climate emergency stakeholder engagement consultant.....	500,000
<u>\$ 3,399,469</u>	<u>\$ 352,501</u>	<u>\$ 6,647,000</u>	Public Works Board and Board Secretariat Total	<u>\$ 612,501</u>
Petroleum and Natural Gas Administration and Safety - FG7406				
\$ -	\$ -	\$ 340,000	17. Petroleum services/abandonments.....	\$ -
-	-	28,000	18. Oil well and inspection fee study.....	-
<u>\$ -</u>	<u>\$ -</u>	<u>\$ 368,000</u>	Petroleum and Natural Gas Administration and Safety Total	<u>\$ -</u>
<u>\$ 18,979,584</u>	<u>\$ 25,887,866</u>	<u>\$ 35,929,000</u>	TOTAL CONTRACTUAL SERVICES ACCOUNT	<u>\$ 17,629,866</u>

Board of Public Works

Position Counts					2022-23 Salary Range and Annual Salary	
2021-22	Change	2022-23	Code	Title		
<u>GENERAL</u>						
<u>Regular Positions</u>						
5	-	5	0114	Member Board of Public Works	5513(7)	(115,111 - 172,949)
2	-	2	1117-2	Executive Administrative Assistant II	3112(2)	(64,978 - 97,614)
1	-	1	1170	Payroll Supervisor	3409(2)	(71,179 - 106,926)
2	-	2	1201	Principal Clerk	2783(2)	(58,109 - 87,320)
2	-	2	1223	Accounting Clerk	2511(2)	(52,429 - 78,780)
2	-	2	1358	Administrative Clerk	1929(2)	(40,277 - 60,552)
5	-	5	1368	Senior Administrative Clerk	2379(2)	(49,673 - 74,646)
1	-	1	1431-4	Programmer/Analyst IV	4208(2)	(87,863 - 132,024)
27	-	27	1513	Accountant	2767(2)	(57,774 - 86,798)
1	-	1	1523-1	Senior Accountant I	3213(2)	(67,087 - 100,787)
11	-	11	1523-2	Senior Accountant II	3482(2)	(72,704 - 109,202)
3	-	3	1525-2	Principal Accountant II	4222(2)	(88,155 - 132,420)
1	-	1	1530-2	Risk Manager II	5252(2)	(109,661 - 164,743)
3	-	3	1537	Project Coordinator	3303(2)	(68,966 - 103,606)
2	-	2	1555-1	Fiscal Systems Specialist I	4420(2)	(92,289 - 138,622)
1	-	1	1593-2	Departmental Chief Accountant II	4975(2)	(103,878 - 156,036)
1	-	1	1593-4	Departmental Chief Accountant IV	6313(2)	(131,815 - 198,005)
1	-	1	1597-2	Senior Systems Analyst II	5161(2)	(107,761 - 161,945)
1	-	1	1681-3	Utility Rates and Policy Specialist III	6296(2)	(131,460 - 197,462)
1	-	1	1789	Motion Picture and Television Manager	6296(2)	(131,460 - 197,462)
2	-	2	1835-2	Storekeeper II	2379(2)	(49,673 - 74,646)
1	-	1	3136	Chief Forest Officer	6313(2)	(131,815 - 198,005)
1	-	1	7320	Environmental Affairs Officer	5214(2)	(108,868 - 163,553)
4	-	4	9171-1	Senior Management Analyst I	4339(2)	(90,598 - 136,095)
3	-	3	9171-2	Senior Management Analyst II	5372(2)	(112,167 - 168,501)
1	-	1	9182	Chief Management Analyst	6313(2)	(131,815 - 198,005)
4	1	5	9184	Management Analyst	3528(2)	(73,664 - 110,643)
89	1	90				

AS NEEDED

To be Employed As Needed in Such Numbers as Required

0820	Administrative Trainee	1580(7)	(32,990 - 49,569)
1113	Community and Administrative Support Worker II	\$17.36/hr	
1502	Student Professional Worker	1419(7)	(29,628 - 44,516)

Board of Public Works

Position Counts			Code	Title	2022-23 Salary Range and Annual Salary	
2021-22	Change	2022-23				

AS NEEDED

To be Employed As Needed in Such Numbers as Required

	1535-2	Administrative Intern II	1739(9)	(36,310 - 54,517)
--	--------	--------------------------	---------	-------------------

	<u>Regular Positions</u>
Total	<u>90</u>

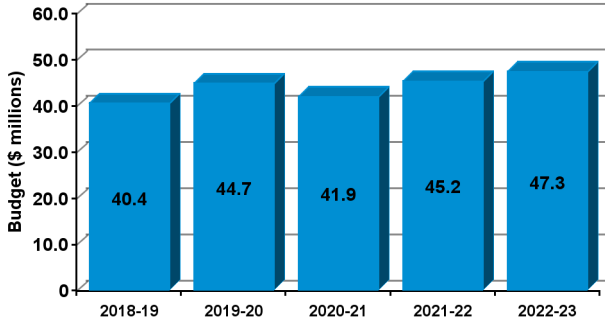
THIS PAGE INTENTIONALLY LEFT BLANK

BUREAU OF CONTRACT ADMINISTRATION

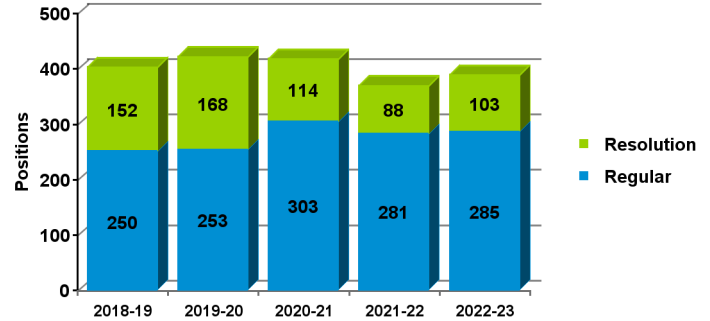
2022-23 Proposed Budget

FIVE YEAR HISTORY OF BUDGET AND POSITION AUTHORITIES

FIVE YEAR BUDGET HISTORY



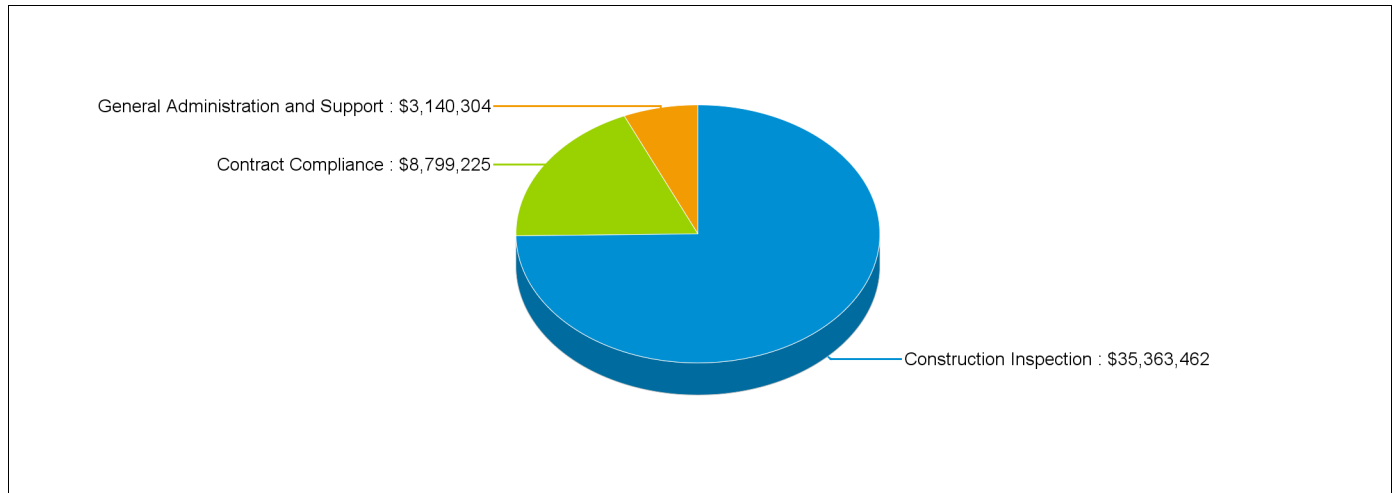
FIVE YEAR POSITION AUTHORITY HISTORY



SUMMARY OF 2022-23 PROPOSED BUDGET CHANGES

	Total Budget			General Fund				Special Fund			
		Regular	Resolution		Regular	Resolution		Regular	Resolution		
2021-22 Adopted	\$45,214,889	281	88	\$27,818,298	61.5%	183	44	\$17,396,591	38.5%	98	44
2022-23 Proposed	\$47,302,991	285	103	\$28,715,083	60.7%	186	46	\$18,587,908	39.3%	99	57
Change from Prior Year	\$2,088,102	4	15	\$896,785		3	2	\$1,191,317		1	13

2022-23 FUNDING DISTRIBUTION BY PROGRAM



MAIN BUDGET ITEMS

	Funding	Positions
* Sidewalk Repair Program	\$1,115,873	-
* Metro Annual Work Program	\$1,550,962	-
* Office of Wage Standards Support	\$441,194	-
* CORE Business Inclusion Unit	\$131,508	1

Bureau of Contract Administration

Recapitulation of Changes

	Adopted Budget 2021-22	Total Budget Changes	Total Budget 2022-23
EXPENDITURES AND APPROPRIATIONS			
Salaries			
Salaries General	40,666,758	2,165,676	42,832,434
Salaries, As-Needed	25,000	-	25,000
Overtime General	1,058,631	(41,989)	1,016,642
Hiring Hall Salaries	586,800	-	586,800
Benefits Hiring Hall	357,258	-	357,258
Overtime Hiring Hall	24,950	-	24,950
Total Salaries	42,719,397	2,123,687	44,843,084
Expense			
Printing and Binding	42,314	(294)	42,020
Contractual Services	365,022	190,340	555,362
Transportation	1,273,179	(29,100)	1,244,079
Office and Administrative	704,208	(207,277)	496,931
Operating Supplies	110,769	10,746	121,515
Total Expense	2,495,492	(35,585)	2,459,907
Total Bureau of Contract Administration	45,214,889	2,088,102	47,302,991
	Adopted Budget 2021-22	Total Budget Changes	Total Budget 2022-23

SOURCES OF FUNDS

General Fund	27,818,298	896,785	28,715,083
Special Gas Tax Improvement Fund (Sch. 5)	485,810	17,239	503,049
Stormwater Pollution Abatement Fund (Sch. 7)	365,128	15,391	380,519
Sewer Capital Fund (Sch. 14)	9,945,643	977,131	10,922,774
Street Lighting Maintenance Assessment Fund (Sch. 19)	58,484	2,169	60,653
Proposition A Local Transit Assistance Fund (Sch. 26)	125,795	3,362	129,157
Proposition C Anti-Gridlock Transit Fund (Sch. 27)	3,959,852	376,735	4,336,587
Sidewalk Repair Fund (Sch. 51)	1,149,253	100,434	1,249,687
Measure M Local Return Fund (Sch. 52)	1,306,626	(301,144)	1,005,482
Total Funds	45,214,889	2,088,102	47,302,991
Percentage Change			4.62%
Positions	281	4	285

Changes Applicable to Various Programs

The following changes involve two or more budgetary programs. These changes are explained below and apportioned as single entries in the affected programs. Single-program changes are shown only in the programs involved.

Program Changes	Direct Cost	Positions	Total Cost
Changes in Salaries, Expense, Equipment, and Special Obligatory Changes			
1. 2021-22 Employee Compensation Adjustment Related costs consist of employee benefits. SG: \$297,565 <i>Related Costs: \$100,429</i>	297,565	-	397,994
2. 2022-23 Employee Compensation Adjustment Related costs consist of employee benefits. SG: \$745,467 <i>Related Costs: \$221,992</i>	745,467	-	967,459
3. Full Funding for Partially Financed Positions Related costs consist of employee benefits. SG: \$500,000 <i>Related Costs: \$168,750</i>	500,000	-	668,750
4. Salary Step and Turnover Effect Related costs consist of employee benefits. SG: \$520,506 <i>Related Costs: \$175,670</i>	520,506	-	696,176

Program Changes	Direct Cost	Positions	Total Cost
Changes in Salaries, Expense, Equipment, and Special			
Deletion of One-Time Services			
5. Deletion of Funding for Resolution Authorities Delete funding for 88 resolution authority positions. Resolution authorities are reviewed annually and continued only if sufficient funding is available to maintain the current service level. Related costs consist of employee benefits. 4 positions are continued as regular positions: Utility Permit Warranty Program (Two positions) CORE Business Inclusion Unit (One position) CLEAR Contracting Support (One position) 84 positions are continued: Sidewalk Repair Program (Nine positions) Metro Annual Work Program (12 positions) Complete Streets Program Support (Nine positions) Services to Los Angeles World Airports (23 positions) Services to Department of Water and Power (Nine positions) Services to the Harbor Department (Seven positions) Utility Electric Meter Release Program (One position) Transportation Grant Annual Work Program (11 positions) Office of Wage Standards Support (One position) Payment and Automation (One position) Business Intelligence and Analytics Support (One position) SG: (\$9,423,360) Related Costs: (\$4,418,807)	(9,423,360)	-	(13,842,167)
6. Deletion of One-Time Salary Funding Delete one-time Salaries General funding. SG: (\$1,467,617)	(1,467,617)	-	(1,467,617)
7. Deletion of One-Time Expense Funding Delete one-time Overtime General and expense funding. SOT: (\$453,500) EX: (\$975,463)	(1,428,963)	-	(1,428,963)
Continuation of Services			
8. Sidewalk Repair Program Continue funding and resolution authority for nine positions consisting of two Senior Construction Inspectors, six Construction Inspectors, and one Management Analyst to provide inspection services for the Sidewalk Repair Program. Continue one-time funding in the Overtime General (\$49,000), Printing and Binding (\$1,896), Contractual Services (\$4,500), Transportation (\$40,000), Office and Administrative (\$12,431), and Operating Supplies (\$4,016) accounts. Funding is provided by the Sidewalk Repair Fund. Related costs consist of employee benefits. SG: \$1,004,030 SOT: \$49,000 EX: \$62,843 Related Costs: \$477,708	1,115,873	-	1,593,581

Program Changes	Direct Cost	Positions	Total Cost
Changes in Salaries, Expense, Equipment, and Special			
Continuation of Services			
9. Metro Annual Work Program Continue funding and resolution authority for 12 positions consisting of five Senior Construction Inspectors, six Construction Inspectors, and one Management Analyst. These positions support the design and construction of various rail, bus, street, and capital projects authorized as part of the Los Angeles Metropolitan Transit Authority (Metro) Annual Work Program. Continue one-time funding in the Overtime General (\$65,380), Printing and Binding (\$2,806), Contractual Services (\$6,420), Transportation (\$53,753), Office and Administrative (\$30,409), and Operating Supplies (\$6,794) accounts. Front funding for the positions will be provided by the Proposition C Anti-Gridlock Transit Improvement Fund and will be fully reimbursed by Metro. See related items in the Bureaus of Engineering, Street Lighting, and Street Services, and the Department of Transportation. Related costs consist of employee benefits. <i>SG: \$1,385,400 SOT: \$65,380 EX: \$100,182</i> <i>Related Costs: \$653,197</i>	1,550,962	-	2,204,159
10. Complete Streets Program Support Continue funding and resolution authority for nine positions consisting of one Principal Construction Inspector, two Senior Construction Inspectors, five Construction Inspectors, and one Management Analyst to provide inspection and contract compliance support for Complete Streets projects. Continue one-time funding in the Overtime General (\$45,000), Printing and Binding (\$2,133), Contractual Services (\$5,000), Office and Administrative (\$24,017), and Operating Supplies (\$5,136) accounts. Funding is provided by the Measure M Local Return Fund. See related Bureaus of Engineering and Street Services and Department of Transportation items. Related costs consist of employee benefits. <i>SG: \$924,196 SOT: \$45,000 EX: \$36,286</i> <i>Related Costs: \$449,917</i>	1,005,482	-	1,455,399

Program Changes	Direct Cost	Positions	Total Cost
Changes in Salaries, Expense, Equipment, and Special			
Continuation of Services			
<p>11. Services to the Los Angeles World Airports (LAWA) Continue funding and resolution authority for 23 positions consisting of two Senior Electrical Inspectors, two Senior Construction Inspectors, eight Construction Inspectors, eight Management Analysts, one Senior Management Analyst I, one Senior Administrative Clerk, and one Compliance Program Manager I to provide inspection and contract compliance services on major LAWA construction projects. Continue one-time funding in the Overtime General (\$87,000), Printing and Binding (\$2,844), Contractual Services (\$11,500), Transportation (\$60,000), Office and Administrative (\$28,429), and Operating Supplies (\$6,024) accounts. All costs will be fully reimbursed by LAWA and permit fees. Related costs consist of employee benefits. <i>SG: \$2,467,079 SOT: \$87,000 EX: \$108,797</i> <i>Related Costs: \$1,186,425</i></p>	2,662,876	-	3,849,301
<p>12. Services to the Department of Water and Power (DWP) Continue funding and resolution authority for nine positions consisting of one Senior Construction Inspector, two Construction Inspectors, and six Management Analysts to provide inspection and contract compliance services on major DWP construction projects. Continue one-time funding in the Overtime General (\$24,000), Printing and Binding (\$711), Contractual Services (\$4,500), Transportation (\$15,000), Office and Administrative (\$9,786), and Operating Supplies (\$1,506) accounts. All costs will be fully reimbursed by DWP. Related costs consist of employee benefits <i>SG: \$912,908 SOT: \$24,000 EX: \$31,503</i> <i>Related Costs: \$445,988</i></p>	968,411	-	1,414,399
<p>13. Services to the Harbor Department Continue funding and resolution authority for seven positions consisting of two Senior Construction Inspectors, two Construction Inspectors, and three Management Analysts to provide inspection and contract compliance services on major projects at the Harbor Department. Continue one-time funding in the Overtime General (\$25,000), Printing and Binding (\$928), Contractual Services (\$3,500), Transportation (\$18,500), Office and Administrative (\$12,174), and Operating Supplies (\$2,382) accounts. All costs will be fully reimbursed by the Harbor Department. Related costs consist of employee benefits <i>SG: \$756,343 SOT: \$25,000 EX: \$37,484</i> <i>Related Costs: \$362,998</i></p>	818,827	-	1,181,825

Bureau of Contract Administration

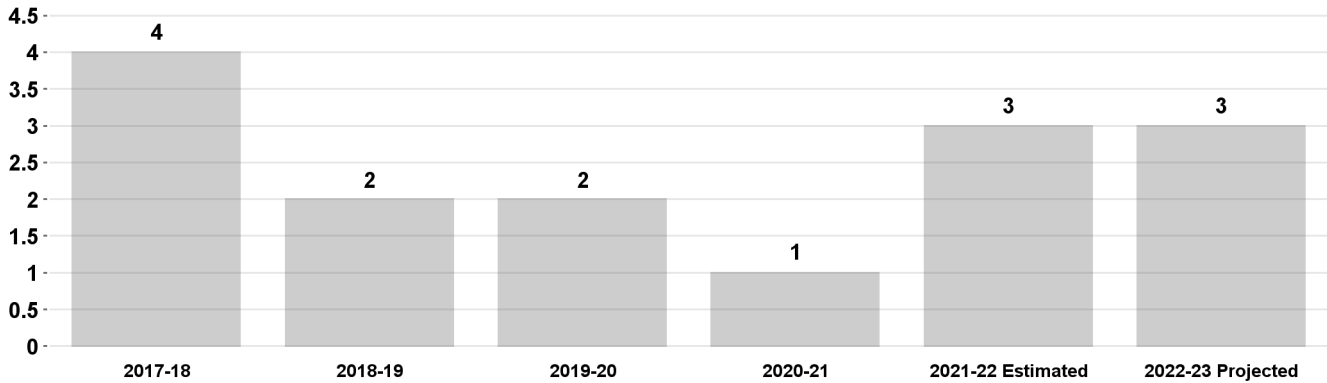
Program Changes	Direct Cost	Positions	Total Cost
Changes in Salaries, Expense, Equipment, and Special			
Increased Services			
14. Wastewater Program Add six-months funding and resolution authority for 11 positions consisting of one Senior Management Analyst I, one Principal Construction Inspector, three Senior Construction Inspectors, and six Construction Inspectors to provide inspection and labor compliance services for sewer-related contracts. These positions are fully funded from the Sewer Construction and Maintenance Fund. Related costs consist of employee benefits. <i>SG: \$979,489</i> <i>Related Costs: \$497,655</i>	979,489	-	1,477,144
15. Additional Services to the Harbor Department Add nine-months funding and resolution authority for two positions consisting of one Senior Construction Inspector and one Construction Inspector to provide inspection and contract compliance services on major projects at the Harbor Department. Add one-time funding in the Overtime General (\$11,000), Contractual Services (\$1,000), Transportation (\$9,166), Office and Administrative (\$4,794), Operating Supplies (\$1,191), and Printing and Binding (\$474) accounts. All costs will be fully reimbursed by the Harbor Department. Related costs consist of employee benefits. <i>SG: \$177,245 SOT: \$11,000 EX: \$16,625</i> <i>Related Costs: \$90,189</i>	204,870	-	295,059
16. Additional Support Complete Streets Program Add funding and resolution authority for one Senior Construction Inspector to provide inspection services on the Complete Streets Program. Add one-time funding in the Overtime General (\$6,000) and Office and Administrative (\$691) accounts. Funding is provided by the Sidewalk Repair Fund. Related costs consist of employee benefits. <i>SG: \$127,123 SOT: \$6,000 EX: \$691</i> <i>Related Costs: \$58,497</i>	133,814	-	192,311
Efficiencies to Services			
17. One-Time Salary Reduction Reduce funding in the Salaries General Account on a one-time basis to reflect savings generated by positions filled in-lieu, maintaining vacancies, and anticipated attrition. Related costs consist of employee benefits. <i>SG: (\$250,000)</i> <i>Related Costs: (\$87,025)</i>	(250,000)	-	(337,025)
TOTAL CHANGES APPLICABLE TO VARIOUS PROGRAMS	(1,065,798)	-	

Construction Inspection

Priority Outcome: Create a more livable and sustainable city

This program administers contracts and permits for construction of public works projects such as streets, bridges, sewers, storm drains, street lights, traffic signals, wastewater treatment facilities, and public buildings through inspection at sites and in plants engaged in manufacturing related construction materials. The activities include approving and processing payment for work acceptably completed; recommending acceptance of completed public improvement projects; approving subcontractors; and maintaining the legal record of construction. The program also provides inspection for recreation and parks projects and airport, port, utilities, and wastewater treatment facilities, and the installation of erosion control devices whenever grading operations create a hazard to dedicated and future streets within the City. It also provides inspection for private development work encroaching in the public right-of-way.

Number of Days for Final Retention Requests to be Processed



Program Changes

Direct Cost Positions Total Cost

Changes in Salaries, Expense, Equipment, and Special

Apportionment of Changes Applicable to Various Programs	(715,182)	-	(278,719)
--	-----------	---	-----------

Related costs consist of employee benefits.

SG: (\$220,205) SOT: (\$129,620) EX: (\$365,357)

Related Costs: \$436,463

Construction Inspection

Program Changes	Direct Cost	Positions	Total Cost
Changes in Salaries, Expense, Equipment, and Special			
Continuation of Services			
18. Utility Permit Warranty Program Continue funding and add regular authority for two Senior Construction Inspectors to inspect trench work completed within the past year to ensure that the work meets City standards as part of a Utility Permit Warranty Program. Continue one-time funding in the Overtime General (\$12,000), Contractual Services (\$1,000), Transportation (\$10,000), Office and Administrative (\$2,880), Operating Supplies (\$1,004), and Printing and Binding (\$474) accounts. All costs will be reimbursed by Utility Permit fees. Related costs consist of employee benefits. <i>SG: \$254,247 SOT: \$12,000 EX: \$15,358</i> <i>Related Costs: \$116,993</i>	281,605	2	398,598
19. Utility Electric Meter Release Program Continue funding and resolution authority for one Senior Electrical Inspector to provide inspection services and the release of electric meters to the Department of Water and Power for utility installations in the public right of way. Add one-time funding in the Overtime General (\$6,000), Printing and Binding (\$237), Contractual Services (\$500), Transportation (\$5,000), Office and Administrative (\$1,440), and Operating Supplies (\$502) accounts. All costs will be reimbursed by Utility Permit fees. Related costs consist of employee benefits. <i>SG: \$124,479 SOT: \$6,000 EX: \$7,679</i> <i>Related Costs: \$57,576</i>	138,158	-	195,734
20. Transportation Grant Annual Work Program Continue funding and resolution authority for 11 positions consisting of five Senior Construction Inspectors and six Construction Inspectors to provide inspection services for the Transportation Grant Annual Work Program. Continue one-time funding in Overtime General (\$64,380), Contractual Services (\$5,920), Transportation (\$53,742), Office and Administrative (\$11,589), Operating Supplies (\$6,794) and Printing and Binding (\$2,806) accounts. Funding is provided by the Proposition C Anti-Gridlock Transit Improvement Fund. See related items in the Bureaus of Engineering, Street Services and Street Lighting. Related costs consist of employee benefits. <i>SG: \$1,308,757 SOT: \$64,380 EX: \$80,851</i> <i>Related Costs: \$612,273</i>	1,453,988	-	2,066,261

Construction Inspection

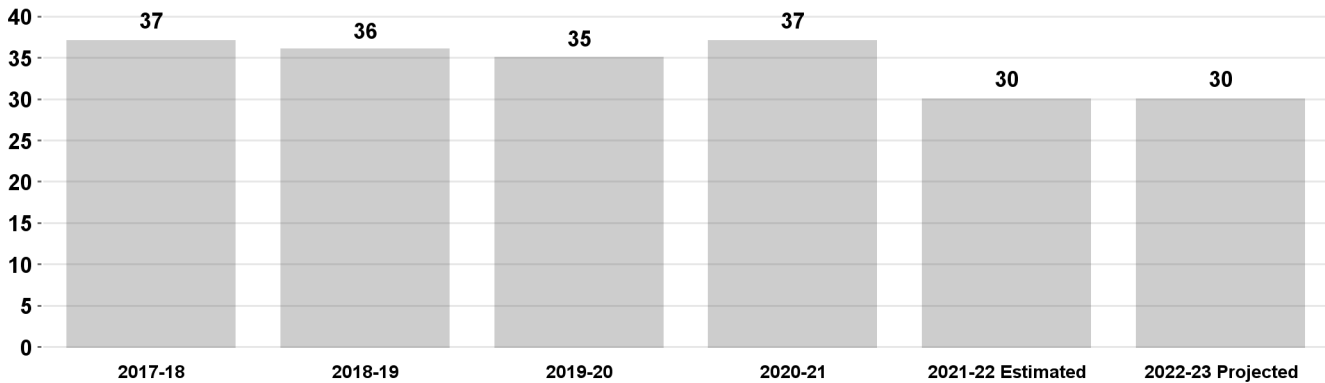
Program Changes	Direct Cost	Positions	Total Cost
Changes in Salaries, Expense, Equipment, and Special			
Increased Services			
21. Transportation Grant Annual Work Program Supervision Add six-months funding and resolution authority for one Principal Construction Inspector to provide inspection services for the Transportation Grant Annual Work Program. Related costs consist of employee benefits. <i>SG: \$72,252</i> <i>Related Costs: \$39,396</i>	72,252	-	111,648
New Services			
22. Public Way Reservation System Program Add six-month funding and resolution authority for one Senior Construction Inspector to support the Public Way Reservation System. Add one-time funding in Overtime General (\$7,500), Contractual Services (\$500), Transportation (\$3,750), Office and Administrative (\$4,311), Operating Supplies (\$782), and Printing and Binding (\$237) accounts. Funding is provided by the Proposition C Anti-Gridlock Transit Improvement Fund. Related costs consist of employee benefits. <i>SG: \$64,231 SOT: \$7,500 EX: \$9,580</i> <i>Related Costs: \$36,604</i>	81,311	-	117,915
23. Interim Housing Inspection Add six-months funding and resolution authority for two Construction Inspectors to provide inspection services for interim housing projects. Related costs consist of employee benefits. <i>SG: \$110,353</i> <i>Related Costs: \$66,904</i>	110,353	-	177,257
TOTAL Construction Inspection	1,422,485	2	
2021-22 Program Budget	33,940,977	199	
Changes in Salaries, Expense, Equipment, and Special	1,422,485	2	
2022-23 PROGRAM BUDGET	35,363,462	201	

Contract Compliance

Priority Outcome: Promote good jobs for Angelenos all across Los Angeles

This program ensures that contractors performing under City-awarded contracts comply with City, state and federal requirements relating to affirmative action; equal employment opportunity; prevailing wage; minimum wage; paid sick leave; fair chance initiative for hiring; business inclusion for minority, women, small, emerging, local, disabled veteran, federal disadvantaged, and other business enterprises; project labor agreements (PLAs); and other labor regulations through outreach, monitoring, and enforcement activities. Additionally, this program ensures that businesses in the City of Los Angeles comply with the City's minimum wage, fair chance initiative, and paid sick leave ordinance.

Percent of Hours Worked by Local Hires at PLA Projects



Program Changes

Direct Cost Positions Total Cost

Changes in Salaries, Expense, Equipment, and Special

Apportionment of Changes Applicable to Various Programs	(204,378)	-	(199,640)
--	-----------	---	-----------

Related costs consist of employee benefits.

SG: \$14,092 SOT: (\$8,500) EX: (\$209,970)

Related Costs: \$4,738

Contract Compliance

Program Changes	Direct Cost	Positions	Total Cost
Changes in Salaries, Expense, Equipment, and Special			
Continuation of Services			
<p>24. Office of Wage Standards Support</p> <p>Continue funding and resolution authority for one Senior Systems Analyst I to support the minimum wage, paid sick leave, Fair Chance Initiative, and wage theft enforcement programs. Add funding in the Overtime General (\$1,000), Contractual Services (\$312,900), and Office and Administrative (\$3,537) accounts. See related Office of the City Attorney item. Related costs consist of employee benefits. <i>SG: \$123,757 SOT: \$1,000 EX: \$316,437</i> <i>Related Costs: \$57,325</i></p>	441,194	-	498,519
<p>25. CORE Business Inclusion Unit</p> <p>Continue funding and add regular authority for one Senior Management Analyst I to support the Certification, Outreach, Regulations, and Enforcement (CORE) section. This position will supervise the Business Inclusion Unit and the Consistency, Level playing field, Education, Access, and Responsible behavior (CLEAR) Contracting Program. Continue one-time funding in the Overtime General (\$3,001), Contractual Services (\$500), and Office and Administrative (\$1,613) accounts. Partial funding is provided by the Sewer Construction and Maintenance Fund (\$92,056). Related costs consist of employee benefits. <i>SG: \$126,394 SOT: \$3,001 EX: \$2,113</i> <i>Related Costs: \$58,243</i></p>	131,508	1	189,751
<p>26. CLEAR Contracting Support</p> <p>Continue funding and regular authority for one Management Analyst within the Consistency, Level playing field, Education, Access, and Responsible behavior (CLEAR) Contracting Program, which aims to streamline and improve the City's contracting processes. Continue one-time funding in the Overtime General (\$1,000), Office and Administrative (\$911), and Contractual Services (\$25,500) accounts. Related costs consist of employee benefits. <i>SG: \$94,563 SOT: \$1,000 EX: \$26,411</i> <i>Related Costs: \$47,162</i></p>	121,974	1	169,136
<p>27. CORE Business Outreach</p> <p>Continue one-time funding in the Contractual Services Account to support the Certification, Outreach, Regulations, and Enforcement (CORE) section's outreach events for the Business Inclusion Program. <i>EX: \$50,000</i></p>	50,000	-	50,000

Contract Compliance

Program Changes	Direct Cost	Positions	Total Cost
Changes in Salaries, Expense, Equipment, and Special			
Increased Services			
28. Office of Wage Standards - Investigation Add six-months funding and resolution authority for one Senior Management Analyst I to provide case management and supervisory support in the Office of Wage Standards. Add one-time funding in the Overtime General (\$2,250), Contractual Services (\$500), Office and Administrative (\$8,260), and Operating Supplies (\$280) accounts. Related costs consist of employee benefits. <i>SG: \$45,502 SOT: \$2,250 EX: \$9,040</i> <i>Related Costs: \$30,084</i>	56,792	-	86,876
TOTAL Contract Compliance	597,090	2	
2021-22 Program Budget	8,202,135	57	
Changes in Salaries, Expense, Equipment, and Special	597,090	2	
2022-23 PROGRAM BUDGET	8,799,225	59	

General Administration and Support

This program provides management and administrative support including budget development, fiscal monitoring, records management, personnel administration, and systems and clerical support.

Program Changes	Direct Cost	Positions	Total Cost
Changes in Salaries, Expense, Equipment, and Special			
Apportionment of Changes Applicable to Various Programs Related costs consist of employee benefits. <i>SG: (\$137,513) SOT: (\$3,000) EX: (\$5,725)</i> <i>Related Costs: (\$57,618)</i>	(146,238)	-	(203,856)
Continuation of Services			
29. Payment and Automation Continue funding and resolution authority for one Systems Analyst to streamline the process used to pay contractors. Continue one-time funding in the Overtime General (\$1,000), Contractual Services (\$900), and Office and Administrative (\$1,537) accounts. Funding is provided by the Sewer Construction and Maintenance Fund. Related costs consist of employee benefits. <i>SG: \$90,204 SOT: \$1,000 EX: \$2,437</i> <i>Related Costs: \$45,645</i>	93,641	-	139,286
30. Business Intelligence and Analytics Support Continue funding and resolution authority for one Management Analyst to perform data analysis and reporting for the Wastewater Program. Continue one-time funding in the Overtime General (\$1,000), Contractual Services (\$500), and Office and Administrative (\$911) accounts. Funding is provided by the Sewer Construction and Maintenance Fund. Related costs consist of employee benefits. <i>SG: \$94,563 SOT: \$1,000 EX: \$1,411</i> <i>Related Costs: \$47,162</i>	96,974	-	144,136
Transfer of Services			
31. Mobile Worker Program Transfer funding from the Information Technology Agency to the Office and Administrative Account for mobile phone usage costs. The Department has fully transitioned from traditional desk phones, which were funded by the Information Technology Agency, to mobile phones through the Mobile Worker Program and will pay for departmental mobile phone costs on an ongoing basis. See related Board of Public Works, Building and Safety, City Clerk, City Planning, Economic and Workforce Development, Ethics, Finance, and Information Technology Agency items. <i>EX: \$24,150</i>	24,150	-	24,150

General Administration and Support

TOTAL General Administration and Support	68,527	-
2021-22 Program Budget	3,071,777	25
Changes in Salaries, Expense, Equipment, and Special	68,527	-
2022-23 PROGRAM BUDGET	3,140,304	25

**BUREAU OF CONTRACT ADMINISTRATION
DETAIL OF CONTRACTUAL SERVICES ACCOUNT**

2020-21 Actual Expenditures	2021-22 Adopted Budget	2021-22 Estimated Expenditures	Program/Code/Description	2022-23 Contract Amount
Construction Inspection - FG7601				
\$ 21,050	\$ 34,997	\$ 35,000	1. Rental/maintenance of photocopiers.....	\$ 40,000
32,300	98,231	94,000	2. Software maintenance agreements.....	100,000
4,165	2,500	3,000	3. Records storage.....	10,000
	3,000	3,000	4. Business research service.....	23,068
<u>\$ 57,515</u>	<u>\$ 138,728</u>	<u>\$ 135,000</u>	Construction Inspection Total	<u>\$ 173,068</u>
Contract Compliance - FG7602				
\$ 7,500	\$ 8,000	\$ 2,000	5. Rental/maintenance of photocopiers.....	\$ 100,000
136	-	-	6. Maintenance of electronic typewriters.....	-
66,602	138,138	16,000	7. Software maintenance agreements.....	170,738
500	1,000	-	8. Records storage.....	6,000
57,671	25,000	-	9. Business research service.....	34,000
10,000	44,500	197,000	10. Outreach services.....	60,000
<u>\$ 142,409</u>	<u>\$ 216,638</u>	<u>\$ 215,000</u>	Contract Compliance Total	<u>\$ 370,738</u>
General Administration and Support - FG7650				
\$ 6,425	\$ 1,930	\$ 1,000	11. Rental/maintenance of photocopiers.....	\$ 1,930
1,345	5,326	8,000	12. Software maintenance agreements.....	7,226
11	2,400	-	13. Business research service.....	2,400
<u>\$ 7,781</u>	<u>\$ 9,656</u>	<u>\$ 9,000</u>	General Administration and Support Total	<u>\$ 11,556</u>
<u>\$ 207,705</u>	<u>\$ 365,022</u>	<u>\$ 359,000</u>	TOTAL CONTRACTUAL SERVICES ACCOUNT	<u>\$ 555,362</u>

Bureau of Contract Administration

Position Counts			Code	Title	2022-23 Salary Range and Annual Salary	
2021-22	Change	2022-23				
<u>GENERAL</u>						
<u>Regular Positions</u>						
1	-	1	0202	Inspector of Public Works		(275,970)
1	-	1	1117-2	Executive Administrative Assistant II	3112(2)	(64,978 - 97,614)
1	-	1	1117-3	Executive Administrative Assistant III	3338(2)	(69,697 - 104,671)
1	-	1	1170	Payroll Supervisor	3409(2)	(71,179 - 106,926)
1	-	1	1201	Principal Clerk	2783(2)	(58,109 - 87,320)
1	-	1	1223	Accounting Clerk	2511(2)	(52,429 - 78,780)
1	-	1	1358	Administrative Clerk	1929(2)	(40,277 - 60,552)
10	-	10	1368	Senior Administrative Clerk	2379(2)	(49,673 - 74,646)
4	-	4	1461-2	Communications Information Representative II	2379(2)	(49,673 - 74,646)
1	-	1	1470	Data Base Architect	4917(2)	(102,666 - 154,261)
2	-	2	1539	Management Assistant	2511(2)	(52,429 - 78,780)
5	-	5	1596	Systems Analyst	3528(2)	(73,664 - 110,643)
3	-	3	1597-1	Senior Systems Analyst I	4171(2)	(87,090 - 130,854)
1	-	1	1597-2	Senior Systems Analyst II	5161(2)	(107,761 - 161,945)
6	-	6	4208-4	Assistant Inspector IV	2837(10)	(59,236 - 88,948)
6	-	6	4223	Senior Electrical Inspector	3877(8)	(80,951 - 121,605)
1	-	1	7237	Civil Engineer	4596(2)	(95,964 - 144,176)
106	-	106	7291	Construction Inspector	3499(8)	(73,059 - 109,745)
56	2	58	7294	Senior Construction Inspector	3889(8)	(81,202 - 121,960)
5	-	5	7296	Chief Construction Inspector	6489(2)	(135,490 - 203,559)
12	-	12	7297	Principal Construction Inspector	4541(2)	(94,816 - 142,443)
2	-	2	7298	Assistant Director Bureau Contract Administration	6954(2)	(145,199 - 218,133)
3	-	3	9165-1	Compliance Program Manager I	4649(2)	(97,071 - 145,825)
2	-	2	9165-2	Compliance Program Manager II	5807(2)	(121,250 - 182,136)
6	1	7	9171-1	Senior Management Analyst I	4339(2)	(90,598 - 136,095)
1	-	1	9182	Chief Management Analyst	6313(2)	(131,815 - 198,005)
42	1	43	9184	Management Analyst	3528(2)	(73,664 - 110,643)
281	4	285				

AS NEEDED

To be Employed As Needed in Such Numbers as Required

1223	Accounting Clerk	2511(2)	(52,429 - 78,780)
1328	Hearing Officer	2945(2)	(61,491 - 92,331)
1358	Administrative Clerk	1929(2)	(40,277 - 60,552)

Bureau of Contract Administration

Position Counts

2021-22	Change	2022-23	Code	Title	2022-23 Salary Range and Annual Salary
---------	--------	---------	------	-------	--

Regular Positions

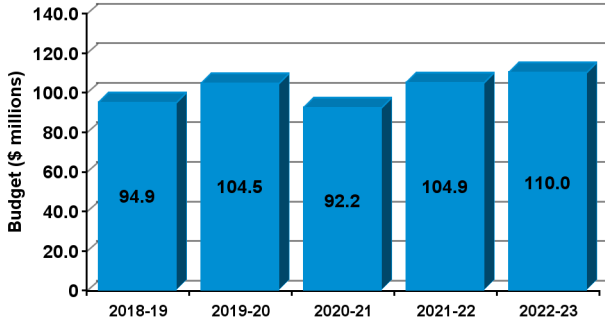
Total	285
--------------	-----

BUREAU OF ENGINEERING

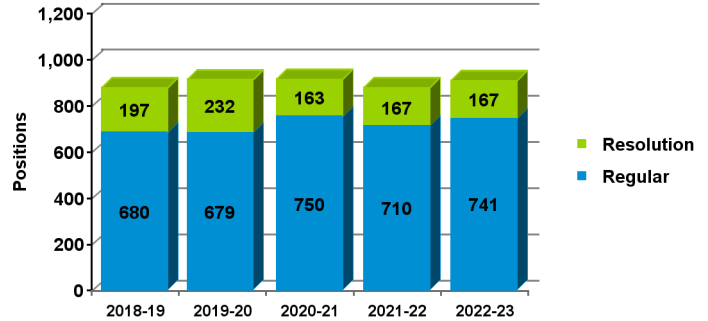
2022-23 Proposed Budget

FIVE-YEAR HISTORY OF BUDGET AND POSITION AUTHORITIES

FIVE-YEAR BUDGET HISTORY



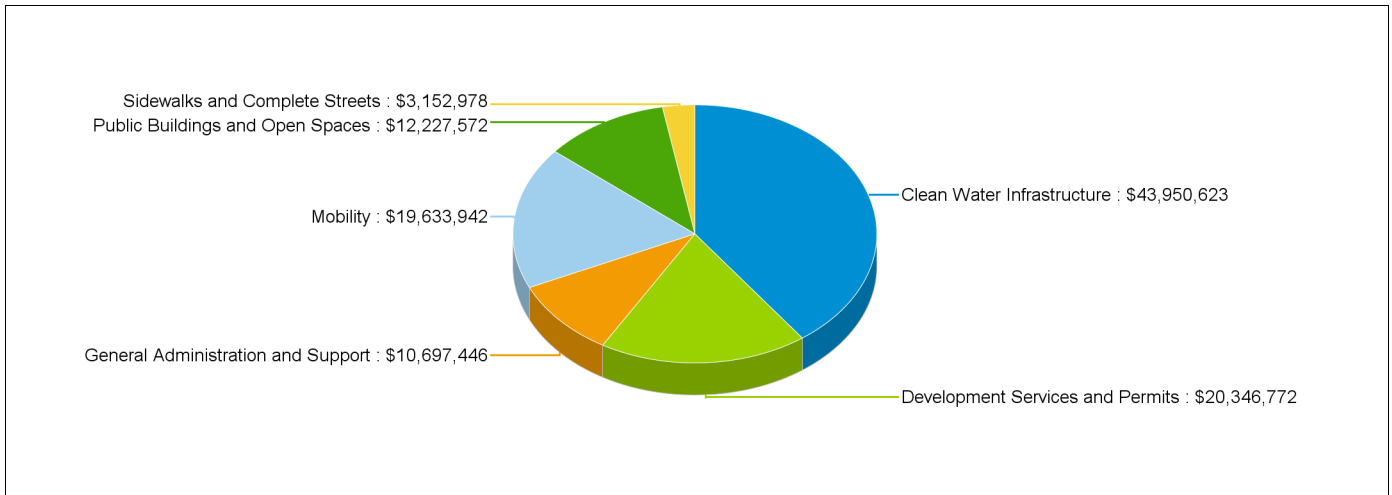
FIVE-YEAR POSITION AUTHORITY HISTORY



SUMMARY OF 2022-23 PROPOSED BUDGET CHANGES

	Total Budget			General Fund			Special Fund		
		Regular	Resolution		Regular	Resolution		Regular	Resolution
2021-22 Adopted	\$104,891,961	710	167	\$38,161,157 36.4%	266	59	\$66,730,804 63.6%	444	108
2022-23 Proposed	\$110,009,333	741	167	\$38,839,198 35.3%	268	78	\$71,170,135 64.7%	473	89
Change from Prior Year	\$5,117,372	31	-	\$678,041	2	19	\$4,439,331	29	(19)

2022-23 FUNDING DISTRIBUTION BY PROGRAM



MAIN BUDGET ITEMS

	Funding	Positions
* Acceleration for Housing Development Permits	\$101,151	-
* State Route 710 Mobility Improvement Projects Support	\$85,109	-
* AHSC Grant Projects Support	\$378,710	-
* Federal Infrastructure Bill Bridge Program	\$353,408	-
* Decarbonization of Existing and New City Buildings	\$109,909	-

Recapitulation of Changes

	Adopted Budget 2021-22	Total Budget Changes	Total Budget 2022-23
EXPENDITURES AND APPROPRIATIONS			
Salaries			
Salaries General	97,956,007	5,086,122	103,042,129
Salaries, As-Needed	350,000	-	350,000
Overtime General	1,317,246	-	1,317,246
Hiring Hall Salaries	462,500	-	462,500
Benefits Hiring Hall	187,500	-	187,500
Total Salaries	<u>100,273,253</u>	<u>5,086,122</u>	<u>105,359,375</u>
Expense			
Printing and Binding	91,402	-	91,402
Construction Expense	52,362	-	52,362
Contractual Services	2,724,527	(450,000)	2,274,527
Field Equipment Expense	66,629	-	66,629
Transportation	99,252	-	99,252
Office and Administrative	1,341,451	481,250	1,822,701
Operating Supplies	243,085	-	243,085
Total Expense	<u>4,618,708</u>	<u>31,250</u>	<u>4,649,958</u>
Total Bureau of Engineering	<u>104,891,961</u>	<u>5,117,372</u>	<u>110,009,333</u>

Recapitulation of Changes

	Adopted Budget 2021-22	Total Budget Changes	Total Budget 2022-23
SOURCES OF FUNDS			
General Fund	38,161,157	678,041	38,839,198
Special Gas Tax Improvement Fund (Sch. 5)	4,787,838	394,632	5,182,470
Stormwater Pollution Abatement Fund (Sch. 7)	3,626,125	210,171	3,836,296
Mobile Source Air Pollution Reduction Fund (Sch. 10)	110,312	7,403	117,715
Sewer Capital Fund (Sch. 14)	43,879,891	2,649,905	46,529,796
Street Lighting Maintenance Assessment Fund (Sch. 19)	73,380	3,260	76,640
Telecommunications Development Fund (Sch. 20)	100,289	8,998	109,287
Proposition C Anti-Gridlock Transit Fund (Sch. 27)	8,207,796	268,972	8,476,768
Building and Safety Building Permit Fund (Sch. 40)	20,000	-	20,000
Street Damage Restoration Fee Fund (Sch. 47)	640,229	215,038	855,267
Measure R Local Return Fund (Sch. 49)	612,040	23,118	635,158
Sidewalk Repair Fund (Sch. 51)	2,181,159	72,525	2,253,684
Measure M Local Return Fund (Sch. 52)	1,406,963	261,873	1,668,836
Measure W Local Return Fund (Sch. 55)	1,084,782	323,436	1,408,218
Total Funds	104,891,961	5,117,372	110,009,333
Percentage Change			4.88%
Positions	710	31	741

Changes Applicable to Various Programs

The following changes involve two or more budgetary programs. These changes are explained below and apportioned as single entries in the affected programs. Single-program changes are shown only in the programs involved.

Program Changes	Direct Cost	Positions	Total Cost
Changes in Salaries, Expense, Equipment, and Special Obligatory Changes			
1. 2021-22 Employee Compensation Adjustment Related costs consist of employee benefits. <i>SG: \$2,779,500</i> <i>Related Costs: \$938,080</i>	2,779,500	-	3,717,580
2. 2022-23 Employee Compensation Adjustment Related costs consist of employee benefits. <i>SG: \$1,698,438</i> <i>Related Costs: \$70,584</i>	1,698,438	-	1,769,022
3. Full Funding for Partially Financed Positions Related costs consist of employee benefits. <i>SG: \$704,798</i> <i>Related Costs: \$237,869</i>	704,798	-	942,667
4. Salary Step and Turnover Effect Related costs consist of employee benefits. <i>SG: \$890,401</i> <i>Related Costs: \$300,512</i>	890,401	-	1,190,913
Deletion of One-Time Services			
5. Deletion of Funding for Resolution Authorities Delete funding for 167 resolution authority positions. Resolution authorities are reviewed annually and continued only if sufficient funding is available to maintain the current service level. Related costs consist of employee benefits. 29 positions are continued as regular positions: Sidewalk Dining Program (One position) Sewer Permit Support (Two positions) Clean Water Capital Improvement Program Support (Eight positions) Geotechnical Engineering Administrative Support (One position) GIS and Mapping Support for Clean Water Program (Two positions) Real Property Management (One position) Survey Support for Clean Water Projects (Three positions) Wastewater Conveyance Construction Support (Two positions) Wastewater Conveyance Engineering Support (Six positions) ADA Coordinator for Sidewalk Repair Program (One position) Architectural Design for Clean Water Projects (One position) Clean Water Facilities Projects Support (One position)	(13,484,448)	-	(19,682,044)

Program Changes**Direct Cost Positions Total Cost****Changes in Salaries, Expense, Equipment, and Special****Deletion of One-Time Services**

134 positions are continued:

Land Development and Survey Management Support (Three positions)

Above Ground Facilities and Utility Permits and Warranty (Seven positions)

LAWA Landside Access Modernization Program (Three positions)

LAWA Structural and Permit Plan Review (Four positions)

Electric Vehicle Charging Infrastructure Permitting (One position)

B-Permit Support for Wastewater Projects (One position)

Clean Water Program Support (Two positions)

Department of Water and Power Stormwater Capture (Two positions)

Clean Water Capital Improvement Program (Four positions)

Metro Annual Work Program (26 positions)

Transportation Grant Annual Work Program (22 positions)

Active Transportation Program Delivery (Eight positions)

Vision Zero Program (Two positions)

Traffic Signals Program (Three positions)

Affordable Housing and Sustainable Communities (Three positions)

Seventh Street Streetscape Improvements Project (One position)

Zelzah Avenue Streets Improvements Project (One position)

Grant Funded Projects Support (10 positions)

Failed Street Reconstruction (Three positions)

State Route 710 Mobility Improvement Projects (Three positions)

Complete Streets Program (Seven positions)

Electric Vehicle and Solar Power Engineering (Two positions)

Los Angeles River Design and Project Management (Two positions)

Sixth Street Viaduct Engineering Projects (Two positions)

Recreation and Parks Project Support (One position)

Pio Pico Library Pocket Park (One position)

Potrero Canyon Park Project Support (Two positions)

A Bridge Homes Program (One position)

Project Management Support for Proposition K (Two positions)

Municipal Facilities Projects Support (Three positions)

Public Right of Way Reservation System (One position)

Administrative Support (One position)

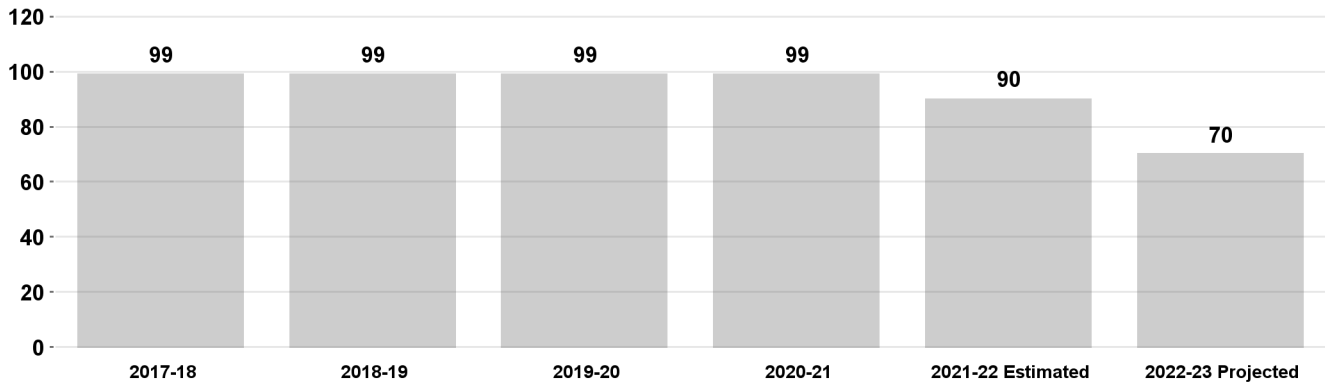
Program Changes	Direct Cost	Positions	Total Cost
Changes in Salaries, Expense, Equipment, and Special			
Deletion of One-Time Services			
Four positions are not continued:			
Clean Water Capital Improvement Program Support (One position)			
Los Angeles River Design and Project Management (One position)			
Municipal Facilities Projects Support (Two positions)			
SG: (\$13,484,448)			
Related Costs: (\$6,197,596)			
6. Deletion of One-Time Salary Funding	(5,943,674)	-	(5,943,674)
Delete one-time Salaries General funding.			
SG: (\$5,943,674)			
7. Deletion of One-Time Expense Funding	(2,476,973)	-	(2,476,973)
Delete one-time Salaries, As-Needed, Overtime General, Hiring Hall Salaries, Hiring Hall Benefits and expense funding.			
SAN: (\$350,000) SHH: (\$137,500) SHHFB: (\$12,500)			
SOT: (\$300,973) EX: (\$1,676,000)			
TOTAL CHANGES APPLICABLE TO VARIOUS PROGRAMS	(15,831,958)	-	-

Development Services and Permits

Priority Outcome: Create a more livable and sustainable city

This program provides fee-supported permits and pre-development and engineering services to private developers that are primarily related to infrastructure improvements within the public right-of-way, which are conditions of approval for development projects. Additional services include utility permits; private plan checking; public counter services; and land, aerial, topographic, geodetic, and global positioning system (GPS) surveys and maps.

Percent of A Permits Issued within 60 Minutes



Program Changes	Direct Cost	Positions	Total Cost
Changes in Salaries, Expense, Equipment, and Special			
Apportionment of Changes Applicable to Various Programs	(3,247,267)	-	(3,854,046)
Related costs consist of employee benefits.			
SG: (\$1,923,517) EX: (\$1,323,750)			
Related Costs: (\$606,779)			
Continuation of Services			
8. Land Development and Survey Management Support	311,712	-	462,171
Continue funding and resolution authority for three positions consisting of one Survey Party Chief I and two Civil Engineering Associate IIs to review plans, submittals, and applications for acceptance in the Street Vacation and Subdivision Mapping Division. Continue one-time funding in the Office and Administrative Account. These positions will be fully reimbursed by fees. Related costs consist of employee benefits.			
SG: \$309,462 EX: \$2,250			
Related Costs: \$150,459			

Development Services and Permits

Program Changes	Direct Cost	Positions	Total Cost
Changes in Salaries, Expense, Equipment, and Special			
Continuation of Services			
<p>9. Above Grounds Facilities and Utility Permits and Warranty</p> <p>Continue funding and resolution authority for seven positions consisting of two Civil Engineers, two Civil Engineering Associate IIIs, and three Civil Engineering Associate IIs to manage and process Above Ground Facility (AGF) permits and related U-permits, and enforce the required utility permit warranty. Continue one-time funding in the Office and Administrative Account. These positions will be fully reimbursed by fees. Related costs consist of employee benefits.</p> <p><i>SG: \$810,077 EX: \$5,250</i> <i>Related Costs: \$381,703</i></p>	815,327	-	1,197,030
<p>10. Sidewalk Dining Program</p> <p>Continue funding and add regular authority for one Civil Engineering Associate II to assist with the expedited processing of revocable Sidewalk Dining Permits. Add funding in the Office and Administrative Account. This position will be fully reimbursed by fees. Related costs consist of employee benefits.</p> <p><i>SG: \$101,151 EX: \$750</i> <i>Related Costs: \$49,456</i></p>	101,901	1	151,357
<p>11. Sewer Permit Support</p> <p>Continue funding and add regular authority for two positions consisting of one Civil Engineering Associate II and one Senior Civil Engineering Drafting Technician to process and issue sewer permits and sewer facilities certificates. Funding is provided by the Sewer Construction and Maintenance Fund. Related costs consist of employee benefits.</p> <p><i>SG: \$170,661</i> <i>Related Costs: \$87,897</i></p>	170,661	2	258,558
<p>12. LAWA Landside Access Modernization Program</p> <p>Continue funding and resolution authority for three positions consisting of one Principal Civil Engineer, one Senior Civil Engineer, and one Civil Engineer to support the Los Angeles World Airports (LAWA) Landside Access Modernization Program. Continue one-time funding in the Office and Administrative Account. These positions will be fully reimbursed by the Department of Airports. Related costs consist of employee benefits.</p> <p><i>SG: \$475,969 EX: \$2,250</i> <i>Related Costs: \$208,420</i></p>	478,219	-	686,639

Development Services and Permits

Program Changes	Direct Cost	Positions	Total Cost
Changes in Salaries, Expense, Equipment, and Special			
Continuation of Services			
13. LAWA Structural and Permit Plan Review Continue funding and resolution authority for four positions consisting of one Structural Engineer, one Civil Engineer and two Civil Engineering Associate IVs to perform structural plan check and detailed permit review for the Los Angeles World Airports (LAWA). Continue one-time funding in the Office and Administrative Account. These positions will be fully reimbursed by the Department of Airports. Related costs consist of employee benefits. <i>SG: \$540,827 EX: \$3,000</i> <i>Related Costs: \$245,242</i>	543,827	-	789,069
14. Electric Vehicle Charging Infrastructure Permitting Continue funding and resolution authority for one Electrical Engineering Associate III to support processing permit applications for on-street electrical vehicle charging infrastructure. This position will be partially reimbursed by permit fees. Related costs consist of employee benefits. <i>SG: \$119,288</i> <i>Related Costs: \$55,769</i>	119,288	-	175,057
15. B-Permit Support for Wastewater Projects Continue funding and resolution authority for one Civil Engineering Associate II to assist on sewer-related permit reviews in the B-Permit section. Funding is provided by the Sewer Construction and Maintenance Fund. Related costs consist of employee benefits. <i>SG: \$103,304</i> <i>Related Costs: \$50,205</i>	103,304	-	153,509

Development Services and Permits

Program Changes	Direct Cost	Positions	Total Cost
Changes in Salaries, Expense, Equipment, and Special			
Increased Services			
16. Revocable Permits Add six-months funding and resolution authority for one Civil Engineer to support an increase in permits for telecommunication companies required to comply with a mandate that would require the installation of 600 Above Ground Facilities. The position will be fully reimbursed by permit fees. Related costs consist of employee benefits. <i>SG: \$67,502</i> <i>Related Costs: \$37,743</i>	67,502	-	105,245
17. Housing Development Case Management Add six-months funding and resolution authority for one Civil Engineering Associate II to provide case management services for housing development activities. Related costs consist of employee benefits. <i>SG: \$50,576</i> <i>Related Costs: \$31,850</i>	50,576	-	82,426
18. Acceleration for Housing Development Permits Add six-months funding and resolution authority for two Civil Engineering Associate IIs to streamline the permitting and approval process for all housing developments and to create priority processing incentives for affordable housing developments. These positions will be placed at the Central and Valley District Offices. Related costs consist of employee benefits. <i>SG: \$101,151</i> <i>Related Costs: \$63,701</i>	101,151	-	164,852
19. West LA Public Counter Services Add nine-months funding and regular authority for one Civil Engineer to oversee the B-Permits and Public Counter and Permits Section for the West Los Angeles District Office. Add one-time funding in the Office and Administrative Account. This position will be fully reimbursed by permit fees. Related costs consist of employee benefits. <i>SG: \$101,253 EX: \$5,750</i> <i>Related Costs: \$49,491</i>	107,003	1	156,494

Development Services and Permits

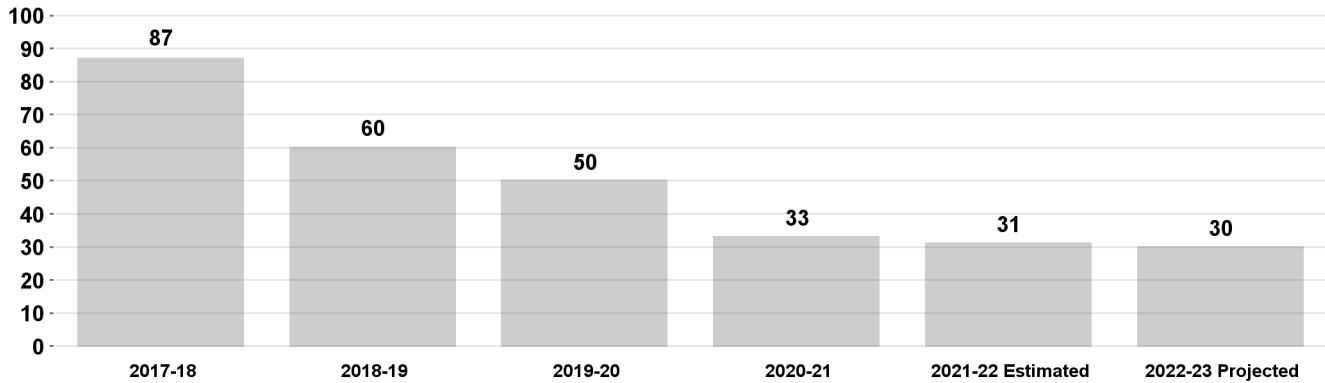
Program Changes	Direct Cost	Positions	Total Cost
Changes in Salaries, Expense, Equipment, and Special			
Increased Services			
20. Department of Water and Power U-Permit Processing Add nine-months funding and resolution authority for three positions consisting of one Senior Civil Engineer and two Civil Engineering Associate IIs, subject to pay grade determination by the Office of the City Administrative Officer, Employee Relations Division, to implement process improvements and expedite U-Permit applications submitted by the Department of Water and Power (DWP). Add one-time funding in the Office and Administrative Account. These positions will be fully reimbursed by DWP. Related costs consist of employee benefits. <i>SG: \$270,767 EX: \$5,750</i> <i>Related Costs: \$136,989</i>	276,517	-	413,506
Other Changes or Adjustments			
21. Permit Support Staff Position Adjustment Add funding and regular authority for one Principal Clerk to supervise and manage Senior Administrative Clerks in the Central District Office. Delete funding and regular authority for one Secretary to reflect the current needs of the Department. The incremental salary cost will be absorbed by the Department.	-	-	-
TOTAL Development Services and Permits	(279)	4	
2021-22 Program Budget	20,347,051	149	
Changes in Salaries, Expense, Equipment, and Special	(279)	4	
2022-23 PROGRAM BUDGET	20,346,772	153	

Clean Water Infrastructure

Priority Outcome: Create a more livable and sustainable city

This program provides the following services: Design and construction of wastewater and sewage disposal facilities, stormwater drainage systems and facilities, and emergency sewer and storm drain repair response services.

Number of Completed Clean Water Capital Projects



Program Changes	Direct Cost	Positions	Total Cost
Changes in Salaries, Expense, Equipment, and Special			
Apportionment of Changes Applicable to Various Programs	(1,376,697)	-	(1,721,221)
Related costs consist of employee benefits. SG: (\$1,375,197) EX: (\$1,500) Related Costs: (\$344,524)			
Continuation of Services			
22. Clean Water Program Support	224,132	-	330,120
Continue funding and resolution authority for two positions consisting of one Senior Management Analyst I and one Management Analyst to provide administrative support for the Proposition O Clean Water Bond Program. Continue one-time funding in the Office and Administrative Account. Related costs consist of employee benefits. SG: \$222,632 EX: \$1,500 Related Costs: \$105,988			
23. Department of Water and Power Stormwater Capture	-	-	-
Continue resolution authority for two positions consisting of one Civil Engineer and one Civil Engineering Associate III to provide design services for the Department of Water and Power (DWP) storm water capture projects. Funding will be provided through interim appropriations from DWP projects.			

Clean Water Infrastructure

Program Changes	Direct Cost	Positions	Total Cost
Changes in Salaries, Expense, Equipment, and Special			
Continuation of Services			
<p>24. Clean Water Capital Improvement Program Support</p> <p>Continue funding and add regular authority for eight positions consisting of two Electrical Engineering Associate IIIs, one Environmental Engineering Associate IV, three Civil Engineering Associate IIs, one Principal Civil Engineering Drafting Technician, and one Senior Administrative Clerk. Add funding and regular authority for one Civil Engineering Associate II. These positions will provide design, construction management, and project management for treatment plant projects. One Civil Engineering Drafting Technician is not continued. Funding is provided by the Sewer Construction and Maintenance Fund. Related costs consist of employee benefits.</p> <p><i>SG: \$911,971</i></p> <p><i>Related Costs: \$445,662</i></p>	911,971	9	1,357,633
<p>25. Geotechnical Engineering Administrative Support</p> <p>Continue funding and add regular authority for one Senior Management Analyst I to provide administrative support for the Geotechnical Engineering Division. Funding is provided by the Sewer Construction and Maintenance Fund. Related costs consist of employee benefits.</p> <p><i>SG: \$126,628</i></p> <p><i>Related Costs: \$58,324</i></p>	126,628	1	184,952
<p>26. GIS and Mapping Support for Clean Water Program</p> <p>Continue funding and add regular authority for two positions consisting of one Geographic Information Systems Supervisor II and one Geographic Information Systems Specialist to maintain and update the wastewater and stormwater asset information data sets and provide support for online web applications. Funding is provided by the Sewer Construction and Maintenance Fund. Related costs consist of employee benefits.</p> <p><i>SG: \$217,338</i></p> <p><i>Related Costs: \$104,145</i></p>	217,338	2	321,483
<p>27. Real Property Management</p> <p>Continue funding and add regular authority for one Property Manager I to provide real property management for the Clean Water Program. Funding is provided by the Sewer Construction and Maintenance Fund. Related costs consist of employee benefits.</p> <p><i>SG: \$143,941</i></p> <p><i>Related Costs: \$64,351</i></p>	143,941	1	208,292

Clean Water Infrastructure

Program Changes	Direct Cost	Positions	Total Cost
Changes in Salaries, Expense, Equipment, and Special			
Continuation of Services			
<p>28. Survey Support for Clean Water Projects</p> <p>Continue funding and add regular authority for three positions consisting of one Survey Party Chief I, one Land Surveying Assistant, and one Field Engineering Aide to support the Sewer Gauging and Sewer Capacity Investigation programs by supplying the data collected by the gauging machines. Funding is provided by the Sewer Construction and Maintenance Fund. Related costs consist of employee benefits.</p> <p><i>SG: \$299,790</i></p> <p><i>Related Costs: \$147,092</i></p>	299,790	3	446,882
<p>29. Wastewater Conveyance Construction Support</p> <p>Continue funding and add regular authority for two Civil Engineering Associate IIs to perform construction management of emergency sewer rehabilitation projects. Funding is provided by the Sewer Construction and Maintenance Fund. Related costs consist of employee benefits.</p> <p><i>SG: \$206,607</i></p> <p><i>Related Costs: \$100,410</i></p>	206,607	2	307,017
<p>30. Wastewater Conveyance Engineering Support</p> <p>Continue funding and add regular authority for six positions consisting of one Civil Engineering Associate III, two Senior Civil Engineering Drafting Technicians, one Civil Engineering Drafting Technician, one Engineering Designer II, and one Administrative Clerk for the maintenance and rehabilitation of the North Outfall Sewer and the sewers within the Central Business District. Funding is provided by the Sewer Construction and Maintenance Fund. Related costs consist of employee benefits.</p> <p><i>SG: \$472,239</i></p> <p><i>Related Costs: \$249,857</i></p>	472,239	6	722,096
<p>31. Clean Water Capital Improvement Program</p> <p>Continue funding and resolution authority for four positions consisting of one Civil Engineer, one Control Systems Engineer I, one Civil Engineering Associate IV, and one Control Systems Engineering Associate IV to provide design, construction management, and project management for the Clean Water Capital Improvement Program. Funding is provided by the Sewer Construction and Maintenance Fund. Related costs consist of employee benefits.</p> <p><i>SG: \$498,968</i></p> <p><i>Related Costs: \$230,671</i></p>	498,968	-	729,639

Clean Water Infrastructure

Program Changes	Direct Cost	Positions	Total Cost
Changes in Salaries, Expense, Equipment, and Special			
Increased Services			
32. Hydraulic Lab Research Add one-time funding in the Office and Administrative Account to replace the lab test pumps, which are used to conduct hydraulic modeling for the wastewater and stormwater collection system at the Hydraulic Research Lab. Funding is provided by the Sewer Construction and Maintenance Fund. <i>EX: \$137,750</i>	137,750	-	137,750
33. Specialized Engineering Design Add nine-months funding and resolution authority for one Engineering Designer I, subject to pay grade determination by the Office of the City Administrative Officer, Employee Relations Division, to develop, maintain, and implement computer aided drafting and design as-built plan templates and standards for the Emergency Sewer Rehabilitation Program. Add one-time funding in the Office and Administrative Account. Funding is provided by the Sewer Construction and Maintenance Fund. Related costs consist of employee benefits. <i>SG: \$70,725 EX: \$5,750</i> <i>Related Costs: \$38,864</i>	76,475	-	115,339
34. Engineering Support for Construction Management Add nine-months funding and resolution authority for three Civil Engineering Associate IIs to provide construction management services on wastewater capital projects. Funding is provided by the Sewer Construction and Maintenance Fund. Related costs consists of employee benefits. <i>SG: \$232,433</i> <i>Related Costs: \$123,645</i>	232,433	-	356,078
35. Engineering Design Services Add nine-months funding and resolution authority for one Civil Engineer to provide design engineering services on major sewer rehabilitation projects. Funding is provided by the Sewer Construction and Maintenance Fund. Related costs consist of employee benefits. <i>SG: \$103,408</i> <i>Related Costs: \$50,241</i>	103,408	-	153,649

Clean Water Infrastructure

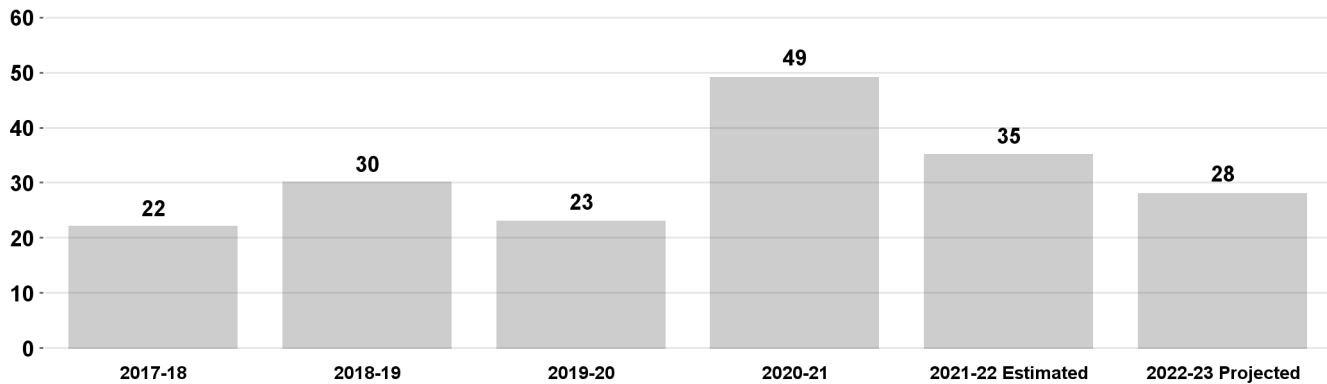
Program Changes	Direct Cost	Positions	Total Cost
Changes in Salaries, Expense, Equipment, and Special			
Increased Services			
36. Safe Clean Water Implementation Add nine-months funding and resolution authority for two positions consisting of one Senior Civil Engineer and one Civil Engineer to provide construction management of the Safe Clean Water municipal and regional projects. Funding is provided by the Measure W Local Return Fund. Related costs consist of employee benefits. <i>SG: \$224,980</i> <i>Related Costs: \$106,805</i>	224,980	-	331,785
Other Changes or Adjustments			
37. Systems Division Adjustment Upgrade one Programmer Analyst IV to Programmer Analyst V to oversee project management and cybersecurity coordination to secure and modernize web applications, maintain the department's database, and develop websites to support digital services to constituents and other City departments. The incremental salary cost will be absorbed by the Department.	-	-	-
38. Wastewater Capital Projects Position Adjustment Add funding and regular authority for one Civil Engineering Associate II to perform design and drafting activities on wastewater capital projects. Delete funding and regular authority for one Civil Engineering Drafting Technician. The incremental salary cost will be absorbed by the Department.	-	-	-
TOTAL Clean Water Infrastructure	2,499,963	24	
2021-22 Program Budget	41,450,660	328	
Changes in Salaries, Expense, Equipment, and Special	2,499,963	24	
2022-23 PROGRAM BUDGET	43,950,623	352	

Mobility

Priority Outcome: Create a more livable and sustainable city

This program provides the following services: Design and construction of street improvements, regional transportation improvements, bridges, streetscapes, grade separations, and retaining walls.

Number of Completed Mobility Capital Projects



Program Changes	Direct Cost	Positions	Total Cost
Changes in Salaries, Expense, Equipment, and Special			
Apportionment of Changes Applicable to Various Programs	(8,504,551)	-	(11,870,374)
Related costs consist of employee benefits.			
SG: (\$7,712,578) SHH: (\$137,500) SHHFB: (\$12,500)			
SOT: (\$300,973) EX: (\$341,000)			
Related Costs: (\$3,365,823)			
Continuation of Services			
39. Metro Annual Work Program	3,460,673	-	4,990,953
Continue funding and resolution authority for 26 positions consisting of one Principal Civil Engineer, two Senior Civil Engineers, three Civil Engineers, one Geotechnical Engineer II, two Civil Engineering Associate IIs, five Civil Engineering Associate IIIs, three Civil Engineering Associate IVs, one Survey Party Chief II, one Structural Engineering Associate III, one Structural Engineering Associate IV, one Structural Engineer, one Senior Management Analyst I, one Office Engineering Technician III, one Environmental Supervisor I, one Management Analyst, and one Senior Administrative Clerk. These positions support the delivery of the Los Angeles Metropolitan Transportation Authority (Metro) Annual Work Program. Continue one-time funding in the Overtime General (\$109,055) and Office and Administrative (\$19,500) accounts. Front funding is provided by the Proposition C Anti-Gridlock Transit Fund and will be fully reimbursed by Metro. See related Bureaus of Contract Administration, Street Lighting, and Street Services, and the Department of Transportation items. Related costs consist of employee benefits.			
SG: \$3,332,118 SOT: \$109,055 EX: \$19,500			
Related Costs: \$1,530,280			

Mobility

Program Changes	Direct Cost	Positions	Total Cost
Changes in Salaries, Expense, Equipment, and Special			
Continuation of Services			
40. Transportation Grant Annual Work Program Continue funding and resolution authority for 22 positions consisting of three Civil Engineers, six Civil Engineering Associate (CEA) IIs, five CEA IIIs, one Landscape Architectural Associate III, one Structural Engineer, four Structural Engineering Associate IIIs, one Land Surveying Assistant, and one Senior Management Analyst I to support the Transportation Grant Annual Work Program. Continue one-time funding in the Overtime General (\$191,918) and Office and Administrative (\$16,500) accounts. Front funding is provided by the Proposition C Anti-Gridlock Transit Fund and reimbursed by the various grantors as part of the Transportation Grant Annual Work Program. See related Department of Transportation and Bureaus of Contract Administration, Street Lighting, and Street Services items. Related costs consist of employee benefits. <i>SG: \$2,604,466 SOT: \$191,918 EX: \$16,500</i> <i>Related Costs: \$1,220,004</i>	2,812,884	-	4,032,888
41. Active Transportation Program Delivery Continue funding and resolution authority for eight positions consisting of one Civil Engineer, five Civil Engineering Associate IIIs, one Environmental Specialist II, and one Management Analyst to provide grant writing, planning, design, construction management, and support for the delivery of Active Transportation Program projects. Continue one-time funding in the Contractual Services (\$200,000) and Office and Administrative (\$6,000) accounts. Funding is provided by the Proposition C Anti-Gridlock Transit Fund. See related Department of Transportation item. Related costs consist of employee benefits. <i>SG: \$930,563 EX: \$206,000</i> <i>Related Costs: \$437,889</i>	1,136,563	-	1,574,452

Mobility

Program Changes	Direct Cost	Positions	Total Cost
Changes in Salaries, Expense, Equipment, and Special			
Continuation of Services			
42. Vision Zero Program Continue funding and resolution authority for two positions consisting of one Civil Engineering Associate III and one Civil Engineering Associate II to review existing projects, provide engineering design and survey, and perform community outreach to facilitate implementation of the Vision Zero objectives. Continue one-time funding in the Hiring Hall Salaries (\$100,000), Contractual Services (\$40,000), and Office and Administrative (\$1,500) accounts. Funding is provided by the Measure R Local Return Fund. See related Bureaus of Street Lighting and Street Services, and Department of Transportation items. Related costs consist of employee benefits. <i>SG: \$224,127 SHH: \$100,000 EX: \$41,500</i> <i>Related Costs: \$106,509</i>	365,627	-	472,136
43. Traffic Signals Program Continue funding and resolution authority for three positions consisting of two Civil Engineering Associate IIs and one Civil Engineering Drafting Technician to perform design services associated with new traffic signals and left turn projects. Continue one-time funding in the Office and Administrative Account. Funding is provided by the Measure M Local Return Fund. Related costs consist of employee benefits. <i>SG: \$274,054 EX: \$2,250</i> <i>Related Costs: \$138,133</i>	276,304	-	414,437
44. Great Streets Initiative Continue one-time funding in the Hiring Hall Salaries (\$37,500), Benefits Hiring Hall (\$12,500), and Contractual Services (\$50,000) accounts for the design and survey of nonstandard curb ramps and other engineering support for the Great Streets Initiative. See related Bureau of Street Services and Department of Transportation items. Funding is provided by the Measure R Local Return Fund. <i>SHH: \$37,500 SHHFB: \$12,500 EX: \$50,000</i>	100,000	-	100,000

Mobility

Program Changes	Direct Cost	Positions	Total Cost
Changes in Salaries, Expense, Equipment, and Special			
Continuation of Services			
<p>45. Affordable Housing and Sustainable Communities (AHSC) Continue funding and resolution authority for three positions consisting of one Civil Engineer and two Civil Engineering Associate IIIs to oversee the delivery of the Affordable Housing and Sustainable Communities (AHSC) Grant projects and to participate in AHSC Grant applications. Continue one-time funding in the Office and Administrative Account. The positions will be partially reimbursed by the AHSC Grant. See related Department of Transportation, Housing Department, and Bureau of Street Services items. Related costs consist of employee benefits. <i>SG: \$371,618 EX: \$2,250</i> <i>Related Costs: \$172,095</i></p>	373,868	-	545,963
<p>46. Seventh Street Streetscape Improvements Project Continue resolution authority for one Civil Engineering Associate III to provide oversight and support for the Seventh Street Streetscape Improvements Project. Funding will be provided through interim appropriations from the Seventh Street Streetscape Improvements Project.</p>	-	-	-
<p>47. Zelzah Avenue Streets Improvements Project Continue resolution authority for one Civil Engineer to provide oversight and support for the Zelzah Avenue Street Improvements Project. Funding will be provided through interim appropriations from the Zelzah Avenue Improvements Project.</p>	-	-	-
<p>48. Grant Funded Projects Support Continue resolution authority for 10 positions consisting of one Senior Civil Engineer, two Civil Engineers, three Civil Engineering Associate IIIs, and four Civil Engineering Associate IIs to support grant-funded projects. Funding will be provided through interim appropriations from various grant funds.</p>	-	-	-
<p>49. Failed Street Reconstruction Continue funding and resolution authority for three positions consisting of one Land Surveying Assistant and two Field Engineering Aides to support the Failed Street Reconstruction Program. Continue one-time funding in the Office and Administrative Account. Funding is provided by the Street Damage Restoration Fee Fund (\$139,830) and the Measure M Local Return Fund (\$139,830). See related Bureau of Street Services, Departments of Transportation and General Services items. Related costs consist of employee benefits. <i>SG: \$277,410 EX: \$2,250</i> <i>Related Costs: \$139,302</i></p>	279,660	-	418,962

Mobility

Program Changes	Direct Cost	Positions	Total Cost
Changes in Salaries, Expense, Equipment, and Special			
Continuation of Services			
50. State Route 710 Mobility Improvement Projects Add funding and continue resolution authority for three positions consisting of one Civil Engineer and two Civil Engineering Associate IIIs to perform project development and design services for the SR-710 North Mobility Improvement Projects. Add one-time funding in the Office and Administrative Account. The positions will be fully reimbursed by the Los Angeles Metropolitan Transportation Authority. See related Bureau of Street Services item. Related costs consist of employee benefits. <i>SG: \$371,618 EX: \$2,250</i> <i>Related Costs: \$172,095</i>	373,868	-	545,963
51. Survey Equipment Replacement Add one-time funding in the Office and Administrative Account to replace 10 sets of survey equipment used by survey staff in the field to measure angles and distance, capture pre-design topographic data, and perform construction layout. Funding is provided by the Street Damage Restoration Fee Fund. <i>EX: \$280,000</i>	280,000	-	280,000
Increased Services			
52. State Route 710 Mobility Improvement Projects Support Add six-months funding and resolution authority for one Senior Civil Engineer to oversee and manage the SR-710 North Mobility Improvement Projects. Add one-time funding in the Office and Administrative Account. The positions will be fully reimbursed by the Los Angeles Metropolitan Transportation Authority. See related Bureau of Street Services item. Related costs consist of employee benefits. <i>SG: \$79,359 EX: \$5,750</i> <i>Related Costs: \$41,870</i>	85,109	-	126,979
53. AHSC Grant Projects Support Add six-months funding and resolution authority for six positions consisting of one Senior Civil Engineer, one Civil Engineer, one Civil Engineering Associate II, subject to pay grade determination by the City Administrative Officer, Employee Relations Division, one Survey Party Chief I, one Land Surveying Assistant, and one Field Engineering Aide to provide design and survey activities for the Affordable Housing and Sustainable Communities (AHSC) Grant projects. Add one-time funding in the Office and Administrative Account. The positions will be partially reimbursed by the AHSC Grant. Related costs consist of employee benefits. <i>SG: \$344,210 EX: \$34,500</i> <i>Related Costs: \$205,289</i>	378,710	-	583,999

Mobility

Program Changes	Direct Cost	Positions	Total Cost
Changes in Salaries, Expense, Equipment, and Special			
New Services			
54. Standard Specifications for Public Works Construction Add one-time funding in the Contractual Services Account to obtain consultant services to evaluate and compare the Standard Specifications for Public Works Construction (Greenbook) against the State of California Department of Transportation standard specification in order to comply with the Code of Federal Regulations. Funding is provided by the Special Gas Tax Improvement Fund. <i>EX: \$250,000</i>	250,000	-	250,000
55. Federal Infrastructure Bill Bridge Program Add nine-months funding and resolution authority for one Civil Engineer to identify bridges in need of repair or replacement in preparation for grant opportunities provided through the Federal Infrastructure Bill, prepare grant applications, oversee consultants, and manage grant funds. Add one-time funding in the Contractual Services Account to prepare the necessary documentation for the 38 bridges and provide grant application support services. Funding is provided by the Measure M Local Return Fund. Related costs consist of employee benefits. <i>SG: \$103,408 EX: \$250,000</i> <i>Related Costs: \$50,241</i>	353,408	-	403,649
TOTAL Mobility	2,022,123	-	
2021-22 Program Budget	17,611,819	68	
Changes in Salaries, Expense, Equipment, and Special	2,022,123	-	
2022-23 PROGRAM BUDGET	19,633,942	68	

Sidewalks and Complete Streets

Priority Outcome: Create a more livable and sustainable city

This program provides the following services: administration and management of the City's Sidewalk Repair Program and administration and management of the Complete Streets projects.

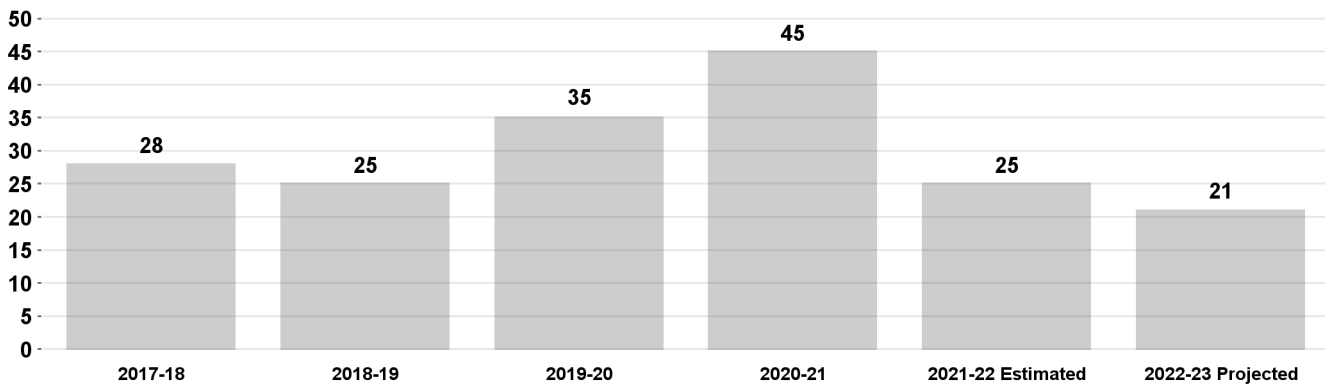
Program Changes	Direct Cost	Positions	Total Cost
Changes in Salaries, Expense, Equipment, and Special			
Apportionment of Changes Applicable to Various Programs Related costs consist of employee benefits. SG: (\$1,010,372) EX: (\$6,000) Related Costs: (\$418,739)	(1,016,372)	-	(1,435,111)
Continuation of Services			
56. ADA Coordinator for Sidewalk Repair Program Continue funding and add regular authority for one Senior Architect to serve as the Americans with Disabilities Act Coordinator within the Sidewalk Repair Program. Continue funding in the Office and Administrative Account. Funding is provided by the Sidewalk Repair Fund. Related costs consist of employee benefits. SG: \$162,750 EX: \$750 Related Costs: \$70,898	163,500	1	234,398
57. Complete Streets Program Continue funding and resolution authority for seven positions, consisting of one Senior Civil Engineer, two Civil Engineers, one Senior Management Analyst I, two Civil Engineering Associate IIs, and one Environmental Supervisor I to provide project oversight, construction management, coordination, and reporting services for the Complete Streets and Vision Zero programs. Continue one-time funding in the Office and Administrative Account. Funding is provided by the Measure M Local Return Fund. See related bureaus of Contract Administration and Street Services and Department of Transportation items. Related costs consist of employee benefits. SG: \$894,044 EX: \$5,250 Related Costs: \$410,932	899,294	-	1,310,226
TOTAL Sidewalks and Complete Streets	46,422	1	
2021-22 Program Budget	3,106,556	15	
Changes in Salaries, Expense, Equipment, and Special	46,422	1	
2022-23 PROGRAM BUDGET	3,152,978	16	

Public Buildings and Open Spaces

Priority Outcome: Create a more livable and sustainable city

This program provides design and construction services for new and existing public buildings and open spaces. This includes sustainable design; modern, historic, and renovation architectural services; interior space planning; landscape architecture; parks and recreational facility design and construction; and urban design.

Number of Completed Building & Open Spaces Capital Projects



Program Changes	Direct Cost	Positions	Total Cost
Changes in Salaries, Expense, Equipment, and Special			
Apportionment of Changes Applicable to Various Programs	(1,268,726)	-	(1,299,649)
Related costs consist of employee benefits.			
SG: (\$1,264,976) EX: (\$3,750)			
Related Costs: (\$30,923)			
Continuation of Services			
58. Electric Vehicle and Solar Power Engineering	280,147	-	405,634
Continue funding and resolution authority for two positions consisting of one Building Electrical Engineer II and one Electrical Engineering Associate III to manage the electric vehicle charging and solar power projects at City facilities and provide project management for solar energy installations and Light Emitting Diodes lighting projects. Continue one-time funding in the Office and Administrative Account. Related costs consist of employee benefits.			
SG: \$278,647 EX: \$1,500			
Related Costs: \$125,487			

Public Buildings and Open Spaces

Program Changes	Direct Cost	Positions	Total Cost
Changes in Salaries, Expense, Equipment, and Special			
Continuation of Services			
59. Los Angeles River Design and Project Management Continue funding and resolution authority for two positions consisting of one Civil Engineer and one Civil Engineering Associate III to support the LA Riverworks capital projects implementation for Taylor Yard and three other predesign Los Angeles River projects, and to interface with the U.S. Army Corps of Engineers. Continue one-time funding in the Office and Administrative Account. One Civil Engineer is not continued. Funding is provided by the Stormwater Pollution Abatement Fund (\$130,100) and the Sewer Construction and Maintenance Fund (\$130,101). Related costs consist of employee benefits. <i>SG: \$258,701 EX: \$1,500</i> <i>Related Costs: \$118,544</i>	260,201	-	378,745
60. Sixth Street Viaduct Engineering Projects Continue resolution authority for two positions consisting of one Senior Civil Engineer and one Civil Engineer to perform project/construction management for the Sixth Street Viaduct Landscape Project, the Mission Road Project, and the Downtown LA Arts District Pedestrian and Cyclist Safety Project. These projects are in close proximity to the Sixth Street Viaduct Project. Funding will be provided through interim appropriations from various funding sources for the projects.	-	-	-
61. Recreation and Parks Project Support Continue resolution authority for one Senior Civil Engineer to provide engineering project support for Department of Recreation and Parks projects. Funding will be provided through interim appropriations from the Department of Recreation and Parks Quimby fees.	-	-	-
62. Pio Pico Library Pocket Park Continue funding and resolution authority for one Architect to support the Pio Pico Library Park Project. Continue one-time funding in the Office and Administrative Account. Related costs consist of employee benefits. <i>SG: \$130,184 EX: \$750</i> <i>Related Costs: \$59,562</i>	130,934	-	190,496
63. Potrero Canyon Park Project Support Continue resolution authority for two positions consisting of one Civil Engineer and one Civil Engineering Associate II to manage construction on the Potrero Canyon Park Project. Funding will be provided through interim appropriations from the Potrero Canyon Trust Fund.	-	-	-

Public Buildings and Open Spaces

Program Changes	Direct Cost	Positions	Total Cost
Changes in Salaries, Expense, Equipment, and Special			
Continuation of Services			
64. A Bridge Home Program Continue resolution authority for one Civil Engineer to perform work related to the A Bridge Home Program. Funding will be provided through interim appropriations from program funds.	-	-	-
65. Project Management Support for Proposition K Continue resolution authority for two positions consisting of one Architect and one Architectural Associate III to provide project management for the Proposition K projects. Funding will be provided through interim appropriations from program funds.	-	-	-
66. Architectural Design for Clean Water Projects Continue funding and add regular authority for one Civil Engineering Drafting Technician to prepare construction, engineering, and architectural design documents for clean water projects. Funding is provided by the Sewer Construction and Maintenance Fund. Related costs consist of employee benefits. <i>SG: \$67,447</i> <i>Related Costs: \$37,723</i>	67,447	1	105,170
67. Clean Water Facilities Projects Support Continue funding and add regular authority for one Senior Administrative Clerk to provide administrative support for clean water facilities projects. Funding is provided by the Sewer Construction and Maintenance Fund. Related costs consist of employee benefits. <i>SG: \$69,039</i> <i>Related Costs: \$38,278</i>	69,039	1	107,317
68. Municipal Facilities Projects Support Continue resolution authority for three positions consisting of one Building Mechanical Engineer I, one Architect, and one Architectural Associate II to provide engineering support for Department of Recreation and Parks projects. Add resolution authority for one Civil Engineer. Two positions consisting of one Building Mechanical Engineer I and one Environmental Engineer are not continued. Funding will be provided through interim appropriations from the Department of Recreation and Parks.	-	-	-

Public Buildings and Open Spaces

Program Changes	Direct Cost	Positions	Total Cost
Changes in Salaries, Expense, Equipment, and Special			
Increased Services			
69. Recreation and Parks Project Implementation Add six-months funding and resolution authority for one Architect to perform architectural design for Department of Recreation and Parks projects. Related costs consist of employee benefits. <i>SG: \$65,092</i> <i>Related Costs: \$36,904</i>	65,092	-	101,996
70. Municipal Facilities Projects Additional Support Add resolution authority for two positions consisting of one Civil Engineer and one Architect to provide additional engineering support for Department of Recreation and Parks projects. Funding will be provided through interim appropriations from the Department of Recreation and Parks.	-	-	-
71. Construction Support for Sixth Street PARC Project Add six-months funding and resolution authority for two positions consisting of one Civil Engineer and one Civil Engineering Associate II, subject to pay grade determination by the Office of the City Administrative Officer, Employee Relations Division, to provide construction management support for the Sixth Street Viaduct Park, Arts, and River Connectivity (PARC) Improvements Project. These positions will be fully reimbursed by project funds. Related costs consist of employee benefits. <i>SG: \$118,078</i> <i>Related Costs: \$69,593</i>	118,078	-	187,671
New Services			
72. Decarbonization of Existing and New City Buildings Add six-months funding and resolution authority for two positions consisting of one Mechanical Engineering Associate II, subject to pay grade determination by the Office of the City Administrative Officer, Employee Relations Division, and one Electrical Engineering Associate II, subject to pay grade determination by the Office of the City Administrative Officer, Employee Relations Division, to develop a plan for decarbonization of the City's facilities and a tracking and reporting mechanism for the City's progress. Related costs consist of employee benefits. <i>SG: \$109,909</i> <i>Related Costs: \$66,749</i>	109,909	-	176,658
TOTAL Public Buildings and Open Spaces	(167,879)	2	
2021-22 Program Budget	12,395,451	87	
Changes in Salaries, Expense, Equipment, and Special	(167,879)	2	
2022-23 PROGRAM BUDGET	12,227,572	89	

General Administration and Support

This program provides management and administrative support functions including Bureau management and administration and other ancillary or support activities which cannot be attributed to an operating program.

Program Changes	Direct Cost	Positions	Total Cost
Changes in Salaries, Expense, Equipment, and Special			
Apportionment of Changes Applicable to Various Programs Related costs consist of employee benefits. <i>SG: (\$68,345) SAN: (\$350,000)</i> <i>Related Costs: \$116,237</i>	(418,345)	-	(302,108)
Continuation of Services			
73. Workforce Succession Planning Continue one-time funding in the Salaries As-Needed Account to address succession planning needs by employing administrative and technical interns to prepare them for full-time employment with the City. Funding is provided by the Sewer Construction and Maintenance Fund. <i>SAN: \$350,000</i>	350,000	-	350,000
74. Cloud Environment Subscription and Maintenance Continue one-time funding in the Office and Administrative Account for cloud-based data storage. Partial funding is provided by the Special Gas Tax Improvement Fund (\$91,000) and Sewer Construction and Maintenance Fund (\$91,000). <i>EX: \$364,000</i>	364,000	-	364,000
75. Public Right of Way Reservation System Continue funding and resolution authority for one Civil Engineer to provide dedicated support on the Public Right of Way Reservation System. Continue one-time funding in the Office and Administrative Account. Related cost consists of employee benefits. <i>SG: \$135,005 EX: \$750</i> <i>Related Costs: \$61,240</i>	135,755	-	196,995
76. Administrative Support Continue funding and resolution authority for one Administrative Clerk to provide administrative support for the Clean Water Program. Funding is provided by the Sewer Construction and Maintenance Fund. Related costs consist of employee benefits. <i>SG: \$48,067</i> <i>Related Costs: \$30,977</i>	48,067	-	79,044

General Administration and Support

Program Changes	Direct Cost	Positions	Total Cost
Changes in Salaries, Expense, Equipment, and Special			
Increased Services			
77. Financial Management and Data Analytics Program Add six-months funding and resolution authority for one Deputy City Engineer I to oversee the Financial Management and Data Analytics Program. This Program consists of the Administration, Administrative Support, and the Project Award and Control divisions. Partial funding is provided by the Special Gas Tax Improvement Fund (\$2,518) and the Sewer Construction and Maintenance Fund (\$56,647). Related costs consist of employee benefits. SG: \$125,883 Related Costs: \$58,065	125,883	-	183,948
New Services			
78. Public Right of Way Reservation Active Management Add six-months funding and resolution authority for two positions consisting of one Civil Engineer and one Programmer/Analyst I to establish a Pilot Program using the Public Right of Way Reservation System to actively manage all street, lane, and sidewalk closures in the public right-of-way within certain designated areas with a high volume of closures to improve the coordination of closures by construction projects and other activities. Funding is provided by the Proposition C Anti-Gridlock Transit Fund. See related Bureaus of Street Services and Contract Administration, and Department of Transportation items. Related costs consist of employee benefits. SG: \$111,662 Related Costs: \$67,360	111,662	-	179,022
TOTAL General Administration and Support	717,022	-	
2021-22 Program Budget	9,980,424	63	
Changes in Salaries, Expense, Equipment, and Special	717,022	-	
2022-23 PROGRAM BUDGET	10,697,446	63	

**BUREAU OF ENGINEERING
DETAIL OF CONTRACTUAL SERVICES ACCOUNT**

2020-21 Actual Expenditures	2021-22 Adopted Budget	2021-22 Estimated Expenditures	Program/Code/Description	2022-23 Contract Amount
Clean Water Infrastructure - BF7803				
\$ 35,966	\$ 40,000	\$ 40,000	1. Equipment lease and maintenance.....	\$ 40,000
3,327	9,000	9,000	2. Mailing services.....	9,000
82	171	-	3. Technical contract services.....	171
24,664	33,500	34,000	4. Computer maintenance and application support.....	33,500
6,010	12,500	12,000	5. Employee safety, facilities services, and security.....	12,500
5,048	10,500	10,000	6. Title research services.....	10,500
33,343	39,152	39,000	7. Property ownership records streamlining.....	39,152
-	-	21,000	8. Community Cat Program environmental impact contract services.....	-
<u>\$ 108,440</u>	<u>\$ 144,823</u>	<u>\$ 165,000</u>	Clean Water Infrastructure Total	<u>\$ 144,823</u>
Development Services and Permits - BD7804				
\$ 1,962	\$ 3,000	\$ 3,000	9. County assessor.....	\$ 3,000
2,779	4,700	5,000	10. Safe digging alert services.....	4,700
16,743	17,000	17,000	11. Equipment lease and maintenance.....	17,000
2,442	3,000	3,000	12. Technical contract services.....	3,000
3,327	6,841	7,000	13. Computer maintenance and application support.....	6,841
4,692	5,600	5,000	14. Employee safety, facilities services, and security.....	5,600
2,683	3,500	3,000	15. Title insurance.....	3,500
3,923	5,000	5,000	16. Property ownership records streamlining.....	5,000
-	700,000	700,000	17. Content knowledge management system application support.....	-
-	250,000	250,000	18. Accessory dwelling and multi-family units plans consulting services.....	-
<u>\$ 38,551</u>	<u>\$ 998,641</u>	<u>\$ 998,000</u>	Development Services and Permits Total	<u>\$ 48,641</u>
Mobility - CA7805				
\$ 6,365	\$ 15,000	\$ 15,000	19. Equipment lease and maintenance.....	\$ 15,000
577	1,200	1,000	20. Archeological surveys.....	1,200
5,287	4,300	4,000	21. Court reporting.....	4,300
4,404	8,000	8,000	22. Technical contract services.....	8,000
2,442	5,000	5,000	23. Computer maintenance and application support.....	5,000
801	1,666	2,000	24. Employee safety, facilities services, and security.....	1,666
3,923	5,000	5,000	25. Property ownership records streamlining.....	5,000
44,039	50,000	50,000	26. Great Streets initiative.....	50,000
104,156	40,000	40,000	27. Vision Zero consulting services.....	40,000
96,155	200,000	200,000	28. Active Transportation Program consulting services.....	200,000
50,901	-	-	29. Stormwater Group Floodplain Management Plan.....	-
-	-	-	30. Infrastructure Investment and Jobs Act consulting services.....	250,000
-	-	-	31. Public Works construction standard specifications.....	250,000
<u>\$ 319,050</u>	<u>\$ 330,166</u>	<u>\$ 330,000</u>	Mobility Total	<u>\$ 830,166</u>
Public Buildings and Open Spaces - FH7807				
\$ 7,846	\$ 18,000	\$ 18,000	32. Archeological and technical services.....	\$ 18,000
7,298	7,500	8,000	33. Equipment lease and maintenance.....	7,500
4,164	5,000	5,000	34. Technical contract services.....	5,000
2,647	4,425	4,000	35. Computer maintenance and application support.....	4,425
720	1,500	1,000	36. Employee safety, facilities services, and security.....	1,500
1,962	2,000	2,000	37. Title research services.....	2,000
722	2,000	2,000	38. Property ownership records streamlining.....	2,000
427,926	-	-	39. Crisis and Bridge Housing services.....	-
<u>\$ 453,285</u>	<u>\$ 40,425</u>	<u>\$ 40,000</u>	Public Buildings and Open Spaces Total	<u>\$ 40,425</u>

**BUREAU OF ENGINEERING
DETAIL OF CONTRACTUAL SERVICES ACCOUNT**

2020-21 Actual Expenditures	2021-22 Adopted Budget	2021-22 Estimated Expenditures	Program/Code/Description	2022-23 Contract Amount
General Administration and Support - CA7850				
\$ 74,264	\$ 399,445	\$ 395,000	40. Equipment lease and maintenance.....	\$ 399,445
3,000	1,390	1,000	41. Lab tests.....	1,390
9,616	14,495	14,000	42. Computer-aided drafting and design application support and training.....	14,495
225,098	213,900	214,000	43. Computer-aided drafting and design equipment maintenance.....	213,900
113,235	11,498	11,000	44. Microfilm storage.....	11,498
-	29,744	30,000	45. Software and peripherals.....	29,744
58,158	20,000	20,000	46. Facilities services and security.....	20,000
-	20,000	20,000	47. Employee safety, facilities services, and security.....	20,000
-	275,000	275,000	48. Bureau-wide electronic document control system - phase one.....	275,000
400,000	225,000	225,000	49. Bureau-wide electronic document control system - phase two.....	225,000
<u>\$ 883,371</u>	<u>\$ 1,210,472</u>	<u>\$ 1,205,000</u>	General Administration and Support Total	<u>\$ 1,210,472</u>
<u>\$ 1,802,697</u>	<u>\$ 2,724,527</u>	<u>\$ 2,738,000</u>	TOTAL CONTRACTUAL SERVICES ACCOUNT	<u>\$ 2,274,527</u>

**ENGINEERING - SEWER AND CONSTRUCTION MAINTENANCE FUND
DETAIL OF CONTRACTUAL SERVICES ACCOUNT**

2019-20 Actual Expenditures	2021-22 Contract Amount	2021-22 Estimated Expenditures	Program/Code/Description	2022-23 Contract Amount
Wastewater Facilities Engineering - BF7803				
\$ 20,000	\$ 15,905	\$ 16,000	1. Telecommunications.....	\$ 20,000
200,713	159,563	160,000	2. Computer-aided drafting and design application support and training.....	200,713
186,000	147,920	148,000	3. CADD equipment maintenance.....	186,000
103,340	82,253	82,000	4. Miscellaneous equipment lease.....	103,340
158,343	103,578	103,000	5. Copier lease and maintenance.....	158,343
20,000	-	-	6. Employee safety, facilities services, and security.....	20,000
<u>\$ 688,396</u>	<u>\$ 509,219</u>	<u>\$ 509,000</u>	Wastewater Facilities Engineering TOTAL	<u>\$ 688,396</u>
<u>\$ 688,396</u>	<u>\$ 509,219</u>	<u>\$ 509,000</u>	TOTAL ENGINEERING - SEWER CONSTRUCTION & MAINTENANCE FUND CONTRACTUAL SERVICES ACCOUNT	<u>\$ 688,396</u>

Bureau of Engineering

Position Counts			Code	Title	2022-23 Salary Range and Annual Salary	
2021-22	Change	2022-23				
<u>GENERAL</u>						
<u>Regular Positions</u>						
11	(1)	10	1116	Secretary	2585(2)	(53,974 - 81,097)
3	-	3	1117-2	Executive Administrative Assistant II	3112(2)	(64,978 - 97,614)
1	-	1	1117-3	Executive Administrative Assistant III	3338(2)	(69,697 - 104,671)
1	-	1	1170	Payroll Supervisor	3409(2)	(71,179 - 106,926)
4	1	5	1201	Principal Clerk	2783(2)	(58,109 - 87,320)
4	-	4	1223	Accounting Clerk	2511(2)	(52,429 - 78,780)
3	1	4	1358	Administrative Clerk	1929(2)	(40,277 - 60,552)
32	2	34	1368	Senior Administrative Clerk	2379(2)	(49,673 - 74,646)
6	-	6	1431-3	Programmer/Analyst III	3889(2)	(81,202 - 121,960)
3	(1)	2	1431-4	Programmer/Analyst IV	4208(2)	(87,863 - 132,024)
1	1	2	1431-5	Programmer/Analyst V	4533(2)	(94,649 - 142,192)
1	-	1	1455-2	Systems Programmer II	4711(2)	(98,365 - 147,767)
1	-	1	1470	Data Base Architect	4917(2)	(102,666 - 154,261)
6	-	6	1539	Management Assistant	2511(2)	(52,429 - 78,780)
9	-	9	1596	Systems Analyst	3528(2)	(73,664 - 110,643)
4	-	4	1597-1	Senior Systems Analyst I	4171(2)	(87,090 - 130,854)
2	-	2	1597-2	Senior Systems Analyst II	5161(2)	(107,761 - 161,945)
1	-	1	1702-1	Emergency Management Coordinator I	4165(2)	(86,965 - 130,625)
1	-	1	1727	Safety Engineer	4378(2)	(91,412 - 137,306)
2	-	2	1943	Title Examiner	2843(3)	(59,361 - 89,199)
1	-	1	1947	Senior Title Examiner	3170(2)	(66,189 - 99,451)
1	-	1	1949-2	Chief Real Estate Officer II	6313(2)	(131,815 - 198,005)
3	-	3	1960	Real Estate Officer	3942(2)	(82,308 - 123,630)
3	-	3	1961	Senior Real Estate Officer	4285(2)	(89,470 - 134,383)
-	1	1	1964-1	Property Manager I	4975(2)	(103,878 - 156,036)
1	-	1	2496	Community Affairs Advocate	5252(2)	(109,661 - 164,743)
1	-	1	3162-2	Reprographics Operator II	2274(2)	(47,481 - 71,326)
1	-	1	3163-1	Reprographics Supervisor I	2455(2)	(51,260 - 77,047)
1	-	1	3341	Construction Estimator	3704(2)	(77,339 - 116,197)
1	-	1	3342	Mechanical Construction Estimator	3704(2)	(77,339 - 116,197)
3	-	3	3347	Senior Construction Estimator	4141(2)	(86,464 - 129,915)
6	3	9	7207	Senior Civil Engineering Drafting Technician	2908(2)	(60,719 - 91,224)
1	-	1	7208	Senior Architectural Drafting Technician	2908(2)	(60,719 - 91,224)
1	-	1	7211	Geographic Information Systems Chief	4672(2)	(97,551 - 146,535)

Bureau of Engineering

Position Counts						
2021-22	Change	2022-23	Code	Title	2022-23 Salary Range and Annual Salary	
<u>GENERAL</u>						
<u>Regular Positions</u>						
6	-	6	7212-2	Office Engineering Technician II	2550(7)	(53,244 - 79,949)
3	-	3	7212-3	Office Engineering Technician III	2843(2)	(59,361 - 89,199)
14	1	15	7213	Geographic Information Systems Specialist	3596(2)	(75,084 - 112,793)
7	-	7	7214-1	Geographic Information Systems Supervisor I	3995(2)	(83,415 - 125,300)
4	1	5	7214-2	Geographic Information Systems Supervisor II	4324(2)	(90,285 - 135,657)
2	-	2	7217-1	Engineering Designer I	3102(2)	(64,769 - 97,342)
6	1	7	7217-2	Engineering Designer II	3417(2)	(71,346 - 107,177)
1	1	2	7219	Principal Civil Engineering Drafting Technician	3417(2)	(71,346 - 107,177)
14	1	15	7228	Field Engineering Aide	3140(6)	(65,563 - 98,490)
1	-	1	7230-2	Control Systems Engineering Associate II	3801(2)	(79,364 - 119,203)
2	-	2	7230-3	Control Systems Engineering Associate III	4229(2)	(88,301 - 132,650)
9	1	10	7232	Civil Engineering Drafting Technician	2610(2)	(54,496 - 81,891)
49	1	50	7237	Civil Engineer	4596(2)	(95,964 - 144,176)
1	-	1	7239-1	Geotechnical Engineer I	4863(2)	(101,539 - 152,507)
2	-	2	7239-2	Geotechnical Engineer II	5284(2)	(110,329 - 165,724)
1	-	1	7239-3	Geotechnical Engineer III	5714(2)	(119,308 - 179,233)
89	9	98	7246-2	Civil Engineering Associate II	3801(2)	(79,364 - 119,203)
95	1	96	7246-3	Civil Engineering Associate III	4229(2)	(88,301 - 132,650)
12	-	12	7246-4	Civil Engineering Associate IV	4596(2)	(95,964 - 144,176)
1	-	1	7253-2	Engineering Geologist Associate II	3801(2)	(79,364 - 119,203)
3	-	3	7253-3	Engineering Geologist Associate III	4229(2)	(88,301 - 132,650)
2	-	2	7255-1	Engineering Geologist I	4863(2)	(101,539 - 152,507)
1	-	1	7255-2	Engineering Geologist II	5284(2)	(110,329 - 165,724)
1	-	1	7255-3	Engineering Geologist III	5714(2)	(119,308 - 179,233)
27	1	28	7283	Land Surveying Assistant	3417(2)	(71,346 - 107,177)
23	1	24	7286-1	Survey Party Chief I	3816(2)	(79,678 - 119,684)
6	-	6	7286-2	Survey Party Chief II	4109(7)	(85,795 - 128,892)
4	-	4	7287	Survey Supervisor	4597(2)	(95,985 - 144,197)
2	-	2	7288	Senior Survey Supervisor	5229(2)	(109,181 - 164,012)
2	-	2	7289	Senior Construction Engineer	5406(2)	(112,877 - 169,524)
4	-	4	7304-1	Environmental Supervisor I	4229(2)	(88,301 - 132,650)
4	-	4	7304-2	Environmental Supervisor II	4596(2)	(95,964 - 144,176)
5	-	5	7310-2	Environmental Specialist II	3801(2)	(79,364 - 119,203)
2	-	2	7320	Environmental Affairs Officer	5214(2)	(108,868 - 163,553)

Bureau of Engineering

Position Counts					2022-23 Salary Range and Annual Salary	
2021-22	Change	2022-23	Code	Title		
<u>GENERAL</u>						
<u>Regular Positions</u>						
1	-	1	7525-2	Electrical Engineering Associate II	3801(2)	(79,364 - 119,203)
1	2	3	7525-3	Electrical Engineering Associate III	4229(2)	(88,301 - 132,650)
2	-	2	7525-4	Electrical Engineering Associate IV	4596(2)	(95,964 - 144,176)
2	-	2	7543-1	Building Electrical Engineer I	4863(2)	(101,539 - 152,507)
1	-	1	7543-2	Building Electrical Engineer II	5406(2)	(112,877 - 169,524)
6	-	6	7554-3	Mechanical Engineering Associate III	4229(2)	(88,301 - 132,650)
1	-	1	7554-4	Mechanical Engineering Associate IV	4596(2)	(95,964 - 144,176)
3	-	3	7561-1	Building Mechanical Engineer I	4863(2)	(101,539 - 152,507)
2	-	2	7871-2	Environmental Engineering Associate II	3801(2)	(79,364 - 119,203)
9	-	9	7871-3	Environmental Engineering Associate III	4229(2)	(88,301 - 132,650)
2	1	3	7871-4	Environmental Engineering Associate IV	4596(2)	(95,964 - 144,176)
10	-	10	7872	Environmental Engineer	4596(2)	(95,964 - 144,176)
4	-	4	7874	Senior Environmental Engineer	5406(2)	(112,877 - 169,524)
2	-	2	7922	Architectural Drafting Technician	2610(2)	(54,496 - 81,891)
10	-	10	7925	Architect	4596(2)	(95,964 - 144,176)
3	-	3	7926-2	Architectural Associate II	3801(2)	(79,364 - 119,203)
7	-	7	7926-3	Architectural Associate III	4229(2)	(88,301 - 132,650)
2	-	2	7926-4	Architectural Associate IV	4596(2)	(95,964 - 144,176)
3	1	4	7927	Senior Architect	5406(2)	(112,877 - 169,524)
1	-	1	7928	Principal Architect	6879(2)	(143,633 - 215,794)
2	-	2	7929-1	Landscape Architect I	4596(2)	(95,964 - 144,176)
1	-	1	7929-2	Landscape Architect II	4863(2)	(101,539 - 152,507)
1	-	1	7933-2	Landscape Architectural Associate II	3801(2)	(79,364 - 119,203)
1	-	1	7933-3	Landscape Architectural Associate III	4229(2)	(88,301 - 132,650)
10	-	10	7956	Structural Engineer	4863(2)	(101,539 - 152,507)
2	-	2	7957-2	Structural Engineering Associate II	3801(2)	(79,364 - 119,203)
14	-	14	7957-3	Structural Engineering Associate III	4229(2)	(88,301 - 132,650)
1	-	1	7957-4	Structural Engineering Associate IV	4596(2)	(95,964 - 144,176)
1	-	1	9168	Contract Administrator	5522(2)	(115,299 - 173,178)
8	1	9	9171-1	Senior Management Analyst I	4339(2)	(90,598 - 136,095)
4	-	4	9171-2	Senior Management Analyst II	5372(2)	(112,167 - 168,501)
1	-	1	9182	Chief Management Analyst	6313(2)	(131,815 - 198,005)
23	-	23	9184	Management Analyst	3528(2)	(73,664 - 110,643)
1	-	1	9375	Director of Systems	6313(2)	(131,815 - 198,005)
3	-	3	9425	Senior Structural Engineer	5714(2)	(119,308 - 179,233)

Bureau of Engineering

Position Counts

2021-22	Change	2022-23	Code	Title	2022-23 Salary Range and Annual Salary	
<u>GENERAL</u>						
<u>Regular Positions</u>						
21	-	21	9485	Senior Civil Engineer	5406(2)	(112,877 - 169,524)
1	-	1	9486	Engineer of Surveys	6313(7)	(131,815 - 198,005)
12	-	12	9489	Principal Civil Engineer	6313(2)	(131,815 - 198,005)
4	-	4	9490-1	Deputy City Engineer I	7227(2)	(150,899 - 226,694)
1	-	1	9490-2	Deputy City Engineer II	8054(2)	(168,167 - 252,627)
1	-	1	9497	City Engineer		(329,674)
710	31	741				

AS NEEDED

To be Employed As Needed in Such Numbers as Required

1535-1	Administrative Intern I	1594(9)	(33,282 - 50,007)
1535-2	Administrative Intern II	1739(9)	(36,310 - 54,517)
1542	Project Assistant	2511(2)	(52,429 - 78,780)
1937	Real Estate Trainee	2403(2)	(50,174 - 75,376)
7203-1	Student Engineer I	1574(7)	(32,865 - 49,381)
7203-2	Student Engineer II	1660(7)	(34,660 - 52,074)
7203-3	Student Engineer III	1759(7)	(36,727 - 55,185)
7203-4	Student Engineer IV	2497(7)	(52,137 - 78,320)
7921-1	Student Architect I	1574(7)	(32,865 - 49,381)
7921-2	Student Architect II	1660(7)	(34,660 - 52,074)
7921-3	Student Architect III	1759(7)	(36,727 - 55,185)

HIRING HALL

Hiring Hall to be Employed As Needed in Such Numbers as Required

0895-A	Surveyor (Group I) - Hiring Hall	\$50.01/hr
--------	----------------------------------	------------

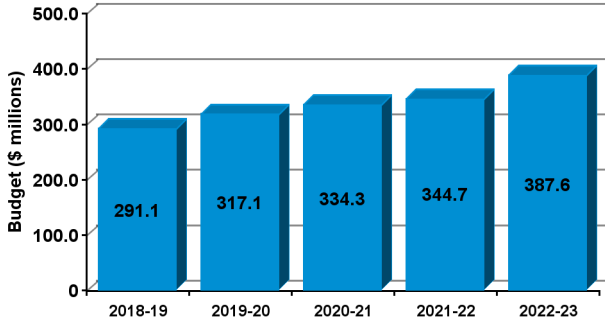
Total	<u>Regular Positions</u> 741
--------------	---------------------------------

BUREAU OF SANITATION

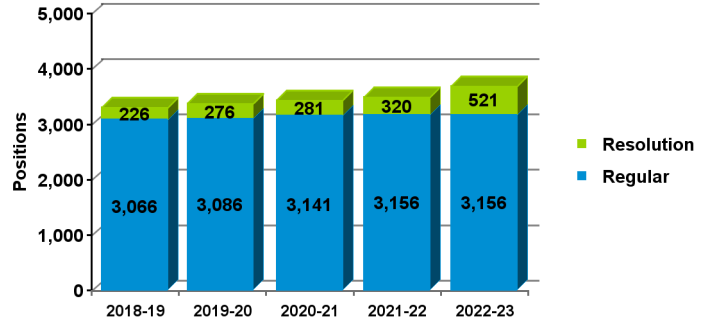
2022-23 Proposed Budget

FIVE-YEAR HISTORY OF BUDGET AND POSITION AUTHORITIES

FIVE-YEAR BUDGET HISTORY



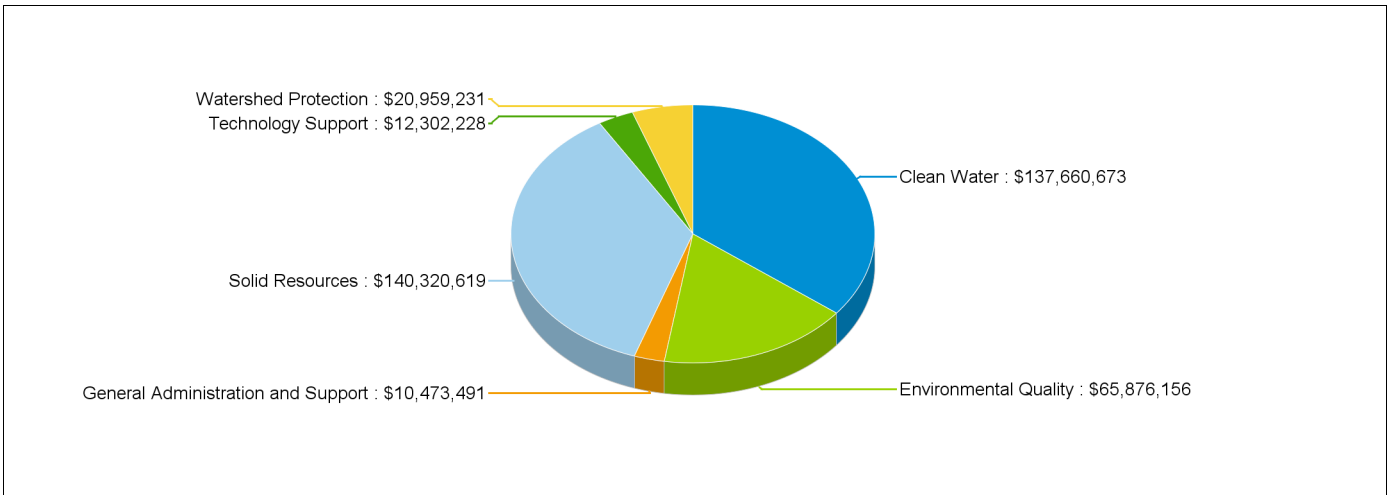
FIVE-YEAR POSITION AUTHORITY HISTORY



SUMMARY OF 2022-23 PROPOSED BUDGET CHANGES

	Total Budget			General Fund			Special Fund		
		Regular	Resolution		Regular	Resolution		Regular	Resolution
2021-22 Adopted	\$344,662,092	3,156	320	\$55,221,708 16.0%	110	217	\$289,440,384 84.0%	3,046	103
2022-23 Proposed	\$387,592,398	3,156	521	\$67,135,861 17.3%	117	323	\$320,456,537 82.7%	3,039	198
Change from Prior Year	\$42,930,306	-	201	\$11,914,153	7	106	\$31,016,153	(7)	95

2022-23 FUNDING DISTRIBUTION BY PROGRAM



MAIN BUDGET ITEMS

	Funding	Positions
* Measure W - Safe, Clean Water Program	\$1,783,879	-
* Comprehensive Cleaning and Rapid Engagement Program	\$36,553,470	-

Recapitulation of Changes

	Adopted Budget 2021-22	Total Budget Changes	Total Budget 2022-23
EXPENDITURES AND APPROPRIATIONS			
Salaries			
Salaries General	295,307,225	36,078,294	331,385,519
Salaries, As-Needed	1,341,650	-	1,341,650
Overtime General	9,821,247	436,585	10,257,832
Hiring Hall Salaries	977,025	-	977,025
Benefits Hiring Hall	338,203	-	338,203
Total Salaries	<u>307,785,350</u>	<u>36,514,879</u>	<u>344,300,229</u>
Expense			
Printing and Binding	386,518	219,000	605,518
Travel	5,000	-	5,000
Construction Expense	10,000	101,994	111,994
Contractual Services	25,686,298	5,155,683	30,841,981
Field Equipment Expense	3,308,928	(315,583)	2,993,345
Transportation	250,612	-	250,612
Water and Electricity	98,000	-	98,000
Uniforms	342,399	365,229	707,628
Office and Administrative	839,837	117,365	957,202
Operating Supplies	5,949,150	753,227	6,702,377
Total Expense	<u>36,876,742</u>	<u>6,396,915</u>	<u>43,273,657</u>
Equipment			
Furniture, Office, and Technical Equipment	-	18,512	18,512
Total Equipment	<u>-</u>	<u>18,512</u>	<u>18,512</u>
Total Bureau of Sanitation	<u>344,662,092</u>	<u>42,930,306</u>	<u>387,592,398</u>

Recapitulation of Changes

	Adopted Budget 2021-22	Total Budget Changes	Total Budget 2022-23
SOURCES OF FUNDS			
General Fund	55,221,708	11,914,153	67,135,861
Solid Waste Resources Revenue Fund (Sch. 2)	104,223,924	12,258,867	116,482,791
Stormwater Pollution Abatement Fund (Sch. 7)	13,157,007	1,497,050	14,654,057
Sewer Operations & Maintenance Fund (Sch. 14)	135,551,464	8,878,735	144,430,199
Sewer Capital Fund (Sch. 14)	3,489,895	2,825,877	6,315,772
Los Angeles Regional Agency Trust Fund (Sch. 29)	102,130	6,951	109,081
Used Oil Collection Trust Fund (Sch. 29)	594,606	33,079	627,685
Citywide Recycling Trust Fund (Sch. 32)	19,853,282	1,717,050	21,570,332
Household Hazardous Waste Fund (Sch. 39)	2,970,893	42,218	3,013,111
Central Recycling Transfer Station Fund (Sch. 45)	1,175,149	69,544	1,244,693
Multi-Family Bulky Item Fee Fund (Sch. 50)	3,831,021	1,864,148	5,695,169
Measure W Local Return Fund (Sch. 55)	4,491,013	1,822,634	6,313,647
Total Funds	344,662,092	42,930,306	387,592,398
Percentage Change			12.46%
Positions	3,156	-	3,156

Changes Applicable to Various Programs

The following changes involve two or more budgetary programs. These changes are explained below and apportioned as single entries in the affected programs. Single-program changes are shown only in the programs involved.

Program Changes	Direct Cost	Positions	Total Cost
Changes in Salaries, Expense, Equipment, and Special Obligatory Changes			
1. 2021-22 Employee Compensation Adjustment	10,237,376	-	13,692,490
Related costs consist of employee benefits.			
SG: \$10,237,376			
Related Costs: \$3,455,114			
2. 2022-23 Employee Compensation Adjustment	6,361,773	-	6,514,733
Related costs consist of employee benefits.			
SG: \$6,361,773			
Related Costs: \$152,960			
3. Salary Step and Turnover Effect	2,804,807	-	3,734,556
Related costs consist of employee benefits.			
SG: \$2,804,807			
Related Costs: \$929,749			
Deletion of One-Time Services			

Program Changes	Direct Cost	Positions	Total Cost
Changes in Salaries, Expense, Equipment, and Special			
Deletion of One-Time Services			
<p>4. Deletion of Funding for Resolution Authorities</p> <p>Delete funding for 320 resolution authority positions. An additional 91 positions were approved during 2021-22. Resolution authorities are reviewed annually and continued only if sufficient funding is available to maintain the current service level. Related costs consist of employee benefits.</p> <p>318 positions are continued: Measure W – Safe, Clean Water Program (14 positions) Low Impact Development Plan Check Services (Seven positions) Hyperion Water Recycling Division (Eight positions) Clean Water North and South Collection Division (Three positions) San Fernando Valley Groundwater Recharge System (Two positions) LAWA Landslide Access Modernization Program (One position) Citywide Exclusive Franchise System Support (47 positions) Los Angeles International Airport Recycling Program (Two positions) Multi-Family Bulky Item Program - Phase II (Seven positions) Non-Curbside Recycling Program Support (One position) Residential Organics and Recycling (ROAR) Program (Four positions) Regional Storage Facilities (29 positions) CARE/CARE+ Program Support (Three positions) Clean Up Green Up (One position) Comprehensive Cleaning and Rapid Engagement Program (167 positions) Livability Services Division (Three positions) Mobile Hygiene Centers (13 positions) CARE Data Analysis Program Support (One position) Clean and Green Community Program Support (One position) Community Services (One position) Data Management Coordinator (One position) External Affairs Manager (One position) Marketing and Public Outreach (One position)</p> <p>2 vacant positions are not continued: Sewer Construction Crew (Two positions)</p> <p>91 positions approved during 2021-22 are continued: CARE/CARE+ Administrative Support (14 positions) Comprehensive Cleaning and Rapid Engagement Program (77 positions) SG: (\$25,173,007) Related Costs: (\$12,957,026)</p>	(25,173,007)	-	(38,130,033)

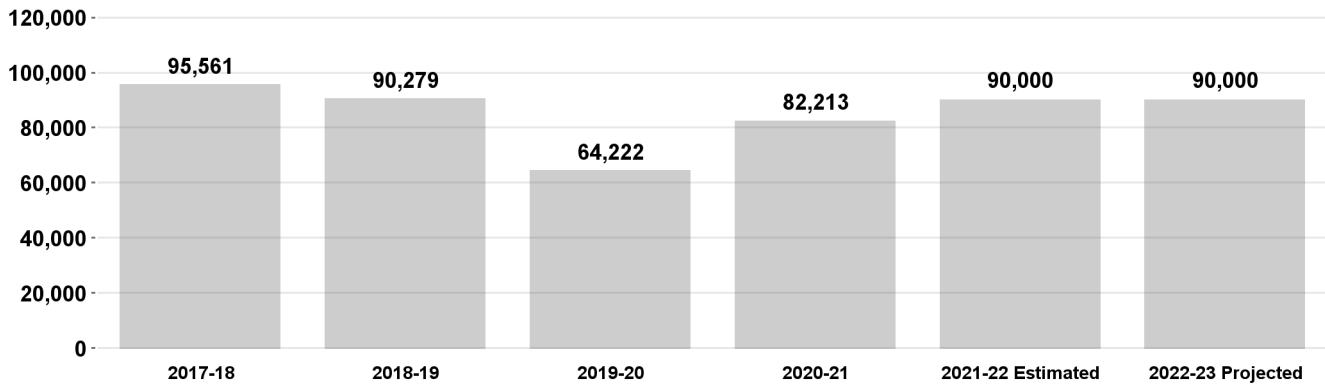
Program Changes	Direct Cost	Positions	Total Cost
Changes in Salaries, Expense, Equipment, and Special			
Deletion of One-Time Services			
5. Deletion of One-Time Salary Funding Delete one-time Salaries General funding. Related costs consist of employee benefits. <i>SG: (\$499,115)</i> <i>Related Costs: (\$265,088)</i>	(499,115)	-	(764,203)
6. Deletion of One-Time Expense Funding Delete one-time Salaries, As-Needed, Overtime General, and expense funding. <i>SAN: (\$200,000) SOT: (\$2,149,491) EX: (\$25,788,302)</i>	(28,137,793)	-	(28,137,793)
Restoration of Services			
7. Restoration of One-Time Expense Funding Restore funding in the Printing and Binding, Construction Expense, Contractual Services, Field Equipment Expense, Uniforms, and Operating Supplies accounts that were reduced on a one-time basis in the 2021-22 Budget. <i>EX: \$5,109,112</i>	5,109,112	-	5,109,112
Other Changes or Adjustments			
8. Funding and Program Realignment Realign funding and position authority to reflect the Department's operational needs. There will be no change to the level of service provided.	-	-	-
9. Pay Grade Adjustments Upgrade 14 positions consisting of 11 Chemist IIs to Chemist IIIs, one Programmer Analyst II to Programmer Analyst III, one Control Systems Engineer I to Control Systems Engineer II, and one Environmental Supervisor I to Environmental Supervisor II. The incremental salary cost will be absorbed by the department.	-	-	-
10. Various Position Adjustments Add funding and regular authority for three positions consisting of two Wastewater Treatment Operator Is and one Refuse Collection Supervisor. The Wastewater Treatment Operators will support the operation and maintenance of stormwater projects and the Refuse Collection Supervisor will oversee recycling activities at City facilities. Delete funding and regular authority for three positions consisting of two Electric Pumping Plant Operators and one Labor Supervisor. The salary cost difference will be absorbed by the Department.	-	-	-
TOTAL CHANGES APPLICABLE TO VARIOUS PROGRAMS	(29,296,847)	-	-

Watershed Protection

Priority Outcome: Create a more livable and sustainable city

This program is the lead division responsible for managing flood control protection and stormwater pollution abatement programs for the City. This is accomplished through development and implementation of projects to comply with public health and stormwater regulatory requirements. This program is charged with this responsibility under the legal mandate of the Federal Clean Water Act. Each county and municipality throughout the nation is issued a National Pollutant Discharge Elimination System (NPDES) Municipal Stormwater Permit, which regulates the treatment and abatement of stormwater discharges from large municipal storm drain systems. The NPDES Permit also enforces Total Maximum Daily Loads (TMDL) requirements, which limit the maximum amount of a pollutant that a water body can receive and still meet water quality standards.

Number of Catch Basins Cleaned



Program Changes	Direct Cost	Positions	Total Cost
Changes in Salaries, Expense, Equipment, and Special			
Apportionment of Changes Applicable to Various Programs	(525,652)	5	(1,018,475)
Related costs consist of employee benefits.			
SG: (\$525,652)			
Related Costs: (\$492,823)			

Watershed Protection

Program Changes	Direct Cost	Positions	Total Cost
Changes in Salaries, Expense, Equipment, and Special			
Continuation of Services			
11. Measure W - Safe, Clean Water Program Continue funding and resolution authority for 14 positions consisting of one Principal Environmental Engineer, two Senior Environmental Engineers, one Environmental Engineer, one Civil Engineering Associate III, two Environmental Engineering Associate IIIs, six Environmental Engineering Associate IIs, and one Environmental Specialist II to support the Measure W - Safe, Clean Water Program. These positions will oversee the development of Enhanced Watershed Management Plans, green infrastructure and special environmental studies, secure grants, and prepare reports required by the County of Los Angeles. Funding is provided by the Measure W Local Return Fund. Related costs consist of employee benefits. <i>SG: \$1,783,879</i> <i>Related Costs: \$820,398</i>	1,783,879	-	2,604,277
12. Low Impact Development Plan Check Services Continue funding and resolution authority for seven positions consisting of one Civil Engineer, two Civil Engineering Associate IIs, one Environmental Engineering Associate III, and three Environmental Engineering Associate IIs to staff the Low Impact Development service counter. The Low Impact Development program mitigates stormwater runoff and improves water quality by requiring development and redevelopment projects to use on-site measures to capture, infiltrate, and reuse rainwater when feasible. Funding is provided by the Stormwater Pollution Abatement Fund and partially offset by permit fees. Related costs consist of employee benefits. <i>SG: \$729,415</i> <i>Related Costs: \$353,625</i>	729,415	-	1,083,040

Watershed Protection

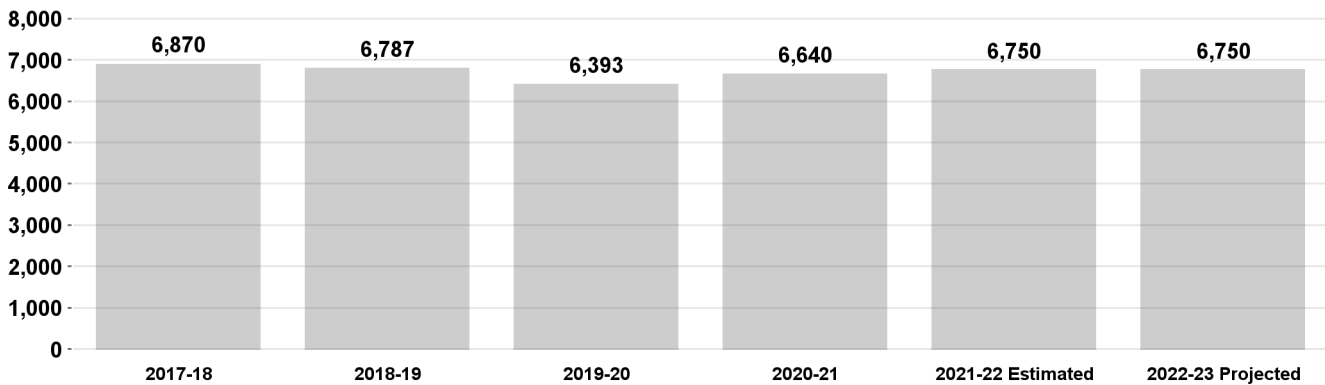
Program Changes	Direct Cost	Positions	Total Cost
Changes in Salaries, Expense, Equipment, and Special			
Increased Services			
13. Measure W - Fund and Operations Support Add nine-months funding and resolution authority for four positions consisting of one Wastewater Treatment Mechanic, one Management Analyst, one Senior Management Analyst I, and one Wastewater Electrician I, subject to pay grade determination by the Office of the City Administrative Officer, Employee Relations Division, to provide fund management, operations and maintenance support of stormwater projects. Add one-time funding in the Overtime General (\$25,000), Office and Administrative (\$400), and Furniture, Office and Technical Equipment (\$18,512) accounts. Funding is provided by the Measure W Local Return Fund. Related costs consists of employee benefits. <i>SG: \$337,509 SOT: \$25,000 EX: \$400</i> <i>EQ: \$18,512</i> <i>Related Costs: \$174,467</i>	381,421	-	555,888
14. Measure W - Safe, Clean Water Program Regional Project Add nine-months funding and resolution authority for four positions consisting of three Environmental Engineering Associate IIs and one Environmental Supervisor I, subject to pay grade determination by the Office of the City Administrative Officer, Employee Relations Division, to provide support for regional project development and overall coordination for the operations and maintenance of stormwater projects. Funding is provided by the Measure W Local Return Fund. Related costs consists of employee benefits. <i>SG: \$336,025</i> <i>Related Costs: \$173,950</i>	336,025	-	509,975
15. Low Impact Development Plan Check Services Expansion Add one-time funding in the Overtime General Account to address a backlog of low impact develop plan checks. Funding is provided by the Stormwater Pollution Abatement Fund. <i>SOT: \$411,585</i>	411,585	-	411,585
TOTAL Watershed Protection	3,116,673	5	
2021-22 Program Budget	17,842,558	174	
Changes in Salaries, Expense, Equipment, and Special	3,116,673	5	
2022-23 PROGRAM BUDGET	20,959,231	179	

Clean Water

Priority Outcome: Create a more livable and sustainable city

This program is comprised of wastewater collection, conveyance, treatment, and disposal. The City's wastewater system serves over 4 million people with approximately 6,700 miles of pipeline. The Hyperion Water Reclamation Plant and Terminal Island Water Reclamation Plant (TIWRP) process 370 million gallons of flow per day (MGD) providing full secondary treatment. TIWRP performs additional tertiary treatment resulting in Class A biosolids products that are beneficially land-applied at a City-owned Kern County farm. The Donald C. Tillman and Los Angeles-Glendale Reclamation Plants process 75 MGD of wastewater to provide 16 MGD of specially treated reclaimed water used by a number of contract users.

Sewer Miles Cleaned



Program Changes	Direct Cost	Positions	Total Cost
Changes in Salaries, Expense, Equipment, and Special			
Apportionment of Changes Applicable to Various Programs	5,862,487	(3)	6,661,344
Related costs consist of employee benefits.			
SG: \$5,862,487			
Related Costs: \$798,857			
Continuation of Services			
16. Hyperion Water Recycling Division	1,049,046	-	1,528,179
Continue funding and resolution authority for eight positions consisting of one Principal Environmental Engineer, one Senior Environmental Engineer, two Environmental Engineers, two Environmental Engineering Associate IIIs, and two Environmental Engineering Associate IIs to implement water recycling projects in accordance with the Mayor's Executive Directive No. 5. These positions oversee the planning and construction of water recycling facilities in order to meet a 100 percent recycled water goal by 2035. Funding is provided by the Sewer Construction and Maintenance Fund. Related costs consist of employee benefits.			
SG: \$1,049,046			
Related Costs: \$479,133			

Clean Water

Program Changes	Direct Cost	Positions	Total Cost
Changes in Salaries, Expense, Equipment, and Special			
Continuation of Services			
17. Clean Water North and South Collection Division Continue funding and resolution authority for three positions consisting of one Sanitation Wastewater Manager III, one Sanitation Wastewater Manager II, and one Sanitation Wastewater Manager I to provide oversight over the Clean Water North and Clean Water South Collection Divisions. Funding is provided by the Sewer Construction and Maintenance Fund. Related costs consist of employee benefits. <i>SG: \$508,577</i> <i>Related Costs: \$219,771</i>	508,577	-	728,348
18. San Fernando Valley Groundwater Recharge System Continue funding and resolution authority for two positions consisting of one Sanitation Wastewater Manager II and one Environmental Engineer to support water reclamation projects, including the San Fernando Valley Groundwater Recharge System Advanced Water Purification Facility. Funding is provided by the Sewer Construction and Maintenance Fund. Related costs consist of employee benefits. <i>SG: \$298,432</i> <i>Related Costs: \$132,374</i>	298,432	-	430,806
19. LAWA Landside Access Modernization Program Continue funding and resolution authority for one Environmental Engineer to support the Los Angeles World Airports (LAWA) Landside Access Modernization Program (LAMP). This position reviews, approves, and issues environmental permits for new facilities and improvements that require connection to the City's sewer system. In addition, this position ensures that LAMP projects comply with the City's Zero Waste Policy and provides technical support and services to LAWA. Funding is provided by the Sewer Construction and Maintenance Fund and is partially reimbursed by the Department of Airports. Related costs consist of employee benefits. <i>SG: \$133,483</i> <i>Related Costs: \$60,710</i>	133,483	-	194,193

Clean Water

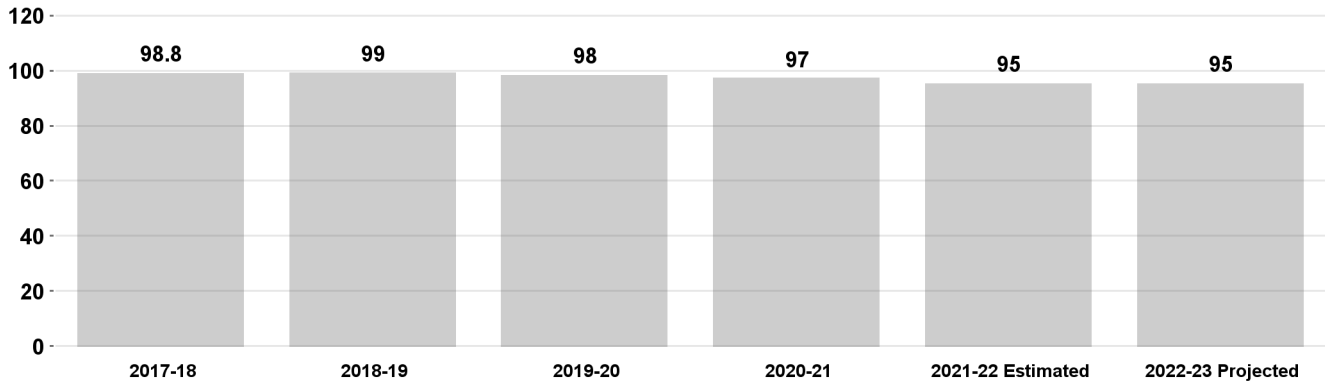
Program Changes	Direct Cost	Positions	Total Cost
Changes in Salaries, Expense, Equipment, and Special			
Increased Services			
20. Water Recycling Expansion Add nine-months funding and resolution authority for 14 positions consisting of one Senior Wastewater Treatment Operator, one Senior Environmental Engineer, two Environmental Engineers, one Management Analyst, one Senior Administrative Clerk, and eight Environmental Engineering Associate IIs, subject to pay grade determination by the Office of the City Administrative Officer, Employee Relations Division, to support water recycling activities within the Clean Water Program. Funding is provided by the Sewer Construction and Maintenance Fund. Related costs consists of employee benefits. <i>SG: \$1,142,812</i> <i>Related Costs: \$597,243</i>	1,142,812	-	1,740,055
21. Hyperion Resiliency Add nine-months funding and resolution authority for 31 positions consisting of one Senior Environmental Engineer, one Wastewater Treatment Electrician Supervisor, nine Wastewater Treatment Electrician Is, one Wastewater Treatment Mechanic, two Plumbers, eight Wastewater Treatment Operator Is, two Carpenters, two Painters, and five Environmental Engineering Associate IIs, subject to pay grade determination by the Office of the City Administrative Officer, Employee Relations Division, to improve resiliency at the Hyperion Water Reclamation Plant. Funding is provided by the Sewer Construction and Maintenance Fund. Related costs consists of employee benefits. <i>SG: \$2,452,426</i> <i>Related Costs: \$1,295,285</i>	2,452,426	-	3,747,711
22. Clean Water Support Services Add nine-months funding and resolution authority for three positions consisting of one Environmental Engineer and two Wastewater Treatment Operator Is, subject to pay grade determination by the Office of the City Administrative Officer, Employee Relations Division, to provide support for the Clean Water Program. Funding is provided by the Sewer Construction and Maintenance Fund. Related costs consist of employee benefits. <i>SG: \$244,690</i> <i>Related Costs: \$127,912</i>	244,690	-	372,602
TOTAL Clean Water	11,691,953	(3)	
2021-22 Program Budget	125,968,720	1,310	
Changes in Salaries, Expense, Equipment, and Special	11,691,953	(3)	
2022-23 PROGRAM BUDGET	137,660,673	1,307	

Solid Resources

Priority Outcome: Create a more livable and sustainable city

This program includes the collection, recycling, and disposal of solid waste, green waste, and other solid resources materials for single-family residences and small apartment complexes city-wide, and manages contracted recycling programs for apartments and commercial and industrial businesses. It provides for the proper recycling and disposal of household hazardous waste via Solvent, Automotives, Flammables, and Electronics (SAFE) Centers, bulky item pick-ups, and conducts the necessary planning and development of long-term alternatives to landfill disposal and for clean fuel programs related to solid waste.

Citywide Bulky Item Pick-up Rate (percentage)



Program Changes	Direct Cost	Positions	Total Cost
Changes in Salaries, Expense, Equipment, and Special			
Apportionment of Changes Applicable to Various Programs	6,412,513	(2)	5,815,032
Related costs consist of employee benefits.			
SG: \$3,376,947 EX: \$3,035,566			
Related Costs: (\$597,481)			
Continuation of Services			
23. Additional Staffing for Collections Program	499,276	-	915,239
Add six-months funding and resolution authority for 17 Maintenance Laborers to shift existing work to a new classification in order to achieve hiring goals. Funding is provided by the Solid Waste Resources Revenue Fund.			
Related costs consist of employee benefits.			
SG: \$499,276			
Related Costs: \$415,963			

Solid Resources

Program Changes	Direct Cost	Positions	Total Cost
Changes in Salaries, Expense, Equipment, and Special			
Continuation of Services			
24. Citywide Exclusive Franchise System Support Continue funding and resolution authority for 47 positions consisting of two Senior Environmental Compliance Inspectors, 14 Environmental Compliance Inspectors, 16 Communications Information Representative IIs, 11 Management Analysts, two Administrative Clerks, and two Senior Management Analyst Is for the administration of the City's Exclusive Franchise System for Commercial and Multi-Family Solid Waste Collection (also known as RecyclLA). Continue one-time funding in the Contractual Services Account for waste characterization studies to ensure that franchise haulers are meeting waste diversion goals as set forth in the Franchise Agreements. Funding is provided by the Citywide Recycling Trust Fund. Related costs consist of employee benefits. <i>SG: \$3,878,392 EX: \$560,000</i> <i>Related Costs: \$2,019,583</i>	4,438,392	-	6,457,975
25. Los Angeles International Airport Recycling Program Continue funding and resolution authority for two Refuse Collection Truck Operators IIs to provide recyclables collections services to the Los Angeles International Airport. Front-funding is provided by the Solid Waste Resources Revenue Fund and all costs will be reimbursed by the Department of Airports. Related costs consist of employee benefits. <i>SG: \$161,934</i> <i>Related Costs: \$84,859</i>	161,934	-	246,793
26. Multi-Family Bulky Item Program - Phase II Continue funding and resolution authority for seven positions consisting of five Refuse Collection Truck Operator IIs and two Communications Information Representative IIs to implement the bulky item pickup program for approximately 140,000 multifamily residences of five or more units. Funding is provided by the Multi-Family Bulky Item Fee Fund. Related costs consist of employee benefits. <i>SG: \$525,890</i> <i>Related Costs: \$282,777</i>	525,890	-	808,667

Solid Resources

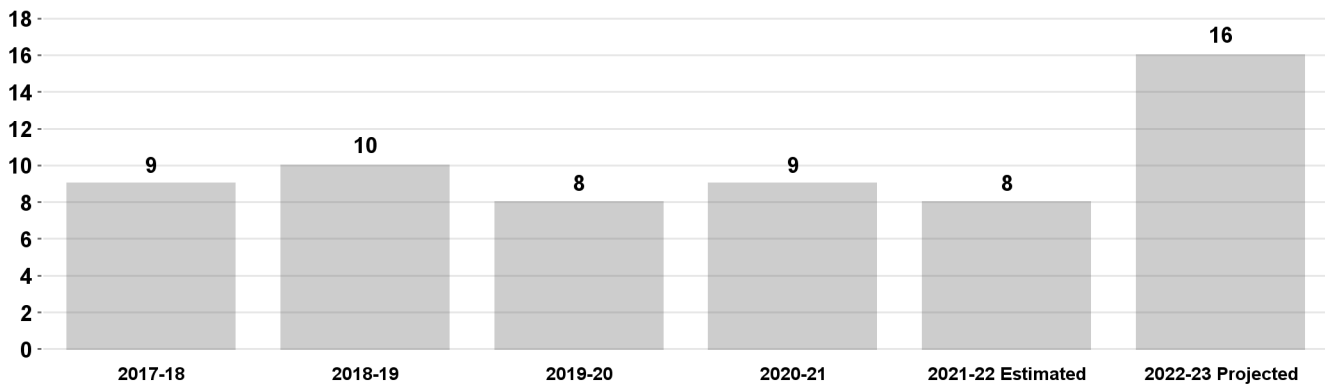
Program Changes	Direct Cost	Positions	Total Cost
Changes in Salaries, Expense, Equipment, and Special			
Continuation of Services			
27. Non-Curbside Recycling Program Support Continue funding and resolution authority for one Environmental Engineering Associate II to manage the Used Oil Program. This program ensures compliance with state requirements and used oil grants and inspects, monitors, and provides technical assistance to over 200 state-certified used oil collection centers. Funding is provided by the Used Oil Collection Trust Fund. Related costs consist of employee benefits. <i>SG: \$106,463</i> <i>Related Costs: \$51,305</i>	106,463	-	157,768
28. Residential Organics and Recycling (ROAR) Program Continue funding and resolution authority for four positions consisting of one Senior Environmental Engineer and three Environmental Engineering Associate IIs to support the Residential Organics and Recycling Program. These positions lead the effort to develop a plan to achieve zero waste. Funding is provided by the Solid Waste Resources Revenue Fund (\$162,585) and Citywide Recycling Trust Fund (\$319,390). Related costs consist of employee benefits. <i>SG: \$481,975</i> <i>Related Costs: \$224,756</i>	481,975	-	706,731
Increased Services			
29. Illegal Dumping and Bulky Item Pick-Up Add nine-months funding and resolution authority for 26 positions consisting of one Refuse Collection Supervisor and 25 Refuse Collection Truck Operator IIs to expand the Multi-Family Bulky Item collection program and service unreported bulky items from high density multi-family pockets within the City. Funding is provided by the Multi-Family Bulky Item Fee Fund. Related cost consist of employee benefits. <i>SG: \$1,600,085</i> <i>Related Costs: \$927,360</i>	1,600,085	-	2,527,445
TOTAL Solid Resources	14,226,528	(2)	
2021-22 Program Budget	126,094,091	1,404	
Changes in Salaries, Expense, Equipment, and Special	14,226,528	(2)	
2022-23 PROGRAM BUDGET	140,320,619	1,402	

Environmental Quality

Priority Outcome: Create a more livable and sustainable city

This program addresses emerging and existing environmental quality activities and includes the Department's Climate Change, Clean Streets Initiative, Clean Up Green Up, and Operation Healthy Street programs for the Skid Row and Venice areas. The General Fund is the major funding source for this program as this work has general citywide benefits and is not an eligible expenditure for the Department's various special funds.

Average Number of Days to Close Out a Service Request



Program Changes	Direct Cost	Positions	Total Cost
Changes in Salaries, Expense, Equipment, and Special			
Apportionment of Changes Applicable to Various Programs	(42,604,918)	-	(50,960,301)
Related costs consist of employee benefits.			
SG: (\$15,277,125) SAN: (\$200,000) SOT: (\$2,149,491)			
EX: (\$24,978,302)			
Related Costs: (\$8,355,383)			
Continuation of Services			
30. Regional Storage Facilities	3,657,314	-	4,841,918
Continue funding and resolution authority for 29 positions consisting of one Chief Environmental Compliance Inspector I, three Senior Environmental Compliance Inspectors, 11 Environmental Compliance Inspectors, 11 Maintenance Laborers, and three Administrative Clerks to support regional storage facilities at three Hubs (Lopez Canyon, CLARTS and Jefferson Yard) which would be served by multiple satellite facilities. Continue one-time funding in the Overtime General (\$50,000), Contractual Services(\$278,000), Field Equipment Expense (\$200,000), Uniforms (\$46,000), Office and Administrative (\$76,000), and Operating Supplies (\$791,000) accounts. Related costs consist of employee benefits.			
SG: \$2,216,314 SOT: \$50,000 EX: \$1,391,000			
Related Costs: \$1,184,604			
31. CARE Team Vehicle Rentals	1,518,000	-	1,518,000
Continue one-time funding in the Contractual Services Account for vehicle rental services for the CARE program.			
EX: \$1,518,000			

Environmental Quality

Program Changes	Direct Cost	Positions	Total Cost
Changes in Salaries, Expense, Equipment, and Special			
Continuation of Services			
32. CARE Hazardous Waste Removal Services Continue one-time funding in the Contractual Services Account for hazardous waste removal services as part of the City's comprehensive cleaning program through the CARE teams. <i>EX: \$3,401,000</i>	3,401,000	-	3,401,000
33. CARE/CARE+ Program Support Continue funding and resolution authority for three positions consisting of one Senior Management Analyst I, one Service Coordinator, and one Management Analyst to provide program support for the CARE/CARE+ teams. Related costs consist of employee benefits. <i>SG: \$330,376</i> <i>Related Costs: \$157,739</i>	330,376	-	488,115
34. CARE/CARE+ Administrative Support Add funding and continue resolution authority for 14 positions consisting of five Management Analysts, one Senior Administrative Clerk, five Administrative Clerks, one Accounting Clerk, and two Senior Management Analyst IIs, subject to pay grade determination by the Office of the City Administrative Officer, Employee Relations Division, to provide administrative support for the CARE teams. These positions were approved during 2021-22 (C.F. 21-0031) to oversee the CARE programs. Continue one-time funding in the Office and Administrative Account. Related costs consist of employee benefits. <i>SG: \$1,126,189 EX: \$1,735</i> <i>Related Costs: \$591,457</i>	1,127,924	-	1,719,381
35. Clean Up Green Up Continue funding and resolution authority for one Environmental Affairs Officer to support the Clean Up Green Up Program. This position will educate businesses and provide assistance to implement business practices that aim to reduce energy, water, and toxin use and increase the amount of waste diverted from landfills. Related costs consist of employee benefits. <i>SG: \$153,907</i> <i>Related Costs: \$67,820</i>	153,907	-	221,727

Environmental Quality

Program Changes	Direct Cost	Positions	Total Cost
Changes in Salaries, Expense, Equipment, and Special			
Continuation of Services			
36. Comprehensive Cleaning and Rapid Engagement Program Continue funding and resolution authority for 167 positions consisting of, two Chief Environmental Compliance Inspector Is, one Solid Resources Superintendent, six Refuse Collection Supervisors, 10 Senior Environmental Compliance Inspectors, 52 Environmental Compliance Inspectors, one Public Relations Specialist II, 44 Refuse Collection Truck Operator IIs, and 51 Maintenance Laborers. Add funding and continue resolution authority for 77 positions consisting of one Sanitation Solid Resources Manager I, two Solid Resources Superintendent, three Refuse Collection Supervisors, three Senior Environmental Compliance Inspectors, 14 Environmental Compliance Inspectors, 21 Refuse Collection Truck Operator IIs, 28 Maintenance Laborers, one Sanitation Wastewater Manager I, two Chief Environmental Compliance Inspector Is, and two Senior Management Analyst Is, subject to pay grade determination by the Office of the City Administrative Officer, Employee Relations Division. These positions were approved during 2021-22 (C.F. 21-0031). The positions will staff 22 CARE+ and 5 CARE teams. Continue one-time funding in the Salaries As-Needed (\$200,000), Overtime General (\$2,011,770), Contractual Services (\$9,437,807), Field Equipment Expense (\$2,518,251), Uniforms (\$154,550), Office and Administrative (\$111,500), and Operating Supplies (\$2,530,937) accounts. Related costs consist of employee benefits. SG: \$19,588,655 SAN: \$200,000 SOT: \$2,011,770 EX: \$14,753,045 Related Costs: \$10,294,591	36,553,470	-	46,848,061
37. Livability Services Division Continue funding and resolution authority for three positions consisting of one Sanitation Solid Resources Manager II, one Sanitation Solid Resources Manager I, and one Wastewater Collection Supervisor to serve as the management team for the Livability Services Division. Related costs consist of employee benefits. SG: \$469,730 Related Costs: \$206,248	469,730	-	675,978

Environmental Quality

Program Changes	Direct Cost	Positions	Total Cost
Changes in Salaries, Expense, Equipment, and Special			
Continuation of Services			
38. Mobile Hygiene Centers Continue funding and resolution authority for 13 Maintenance Laborers to provide hygiene facilities for homeless individuals. Continue one-time funding in the Overtime General (\$87,721), Contractual Services (\$4,895,000), Water and Electricity (\$98,000), Uniforms (\$5,967), and Operating Supplies (\$57,493) accounts. Related cost consist of employee benefits. <i>SG: \$755,726 SOT: \$87,721 EX: \$5,056,460</i> <i>Related Costs: \$448,253</i>	5,899,907	-	6,348,160
Increased Services			
39. CARE+ Expansion Second Shift Team Add six-months funding and resolution authority for 11 positions consisting of one Refuse Collection Supervisor, one Senior Environmental Compliance Inspector, two Environmental Compliance Inspectors, three Refuse Collection Operator IIs, and four Maintenance Laborers to form an additional CARE+ team on a second shift. Related costs consist of employee benefits. <i>SG: \$432,473</i> <i>Related Costs: \$307,239</i>	432,473	-	739,712
40. Climate Action Program Staff Add six-months funding and resolution authority for two positions consisting of one Environmental Supervisor I and one Environmental Specialist I, subject to pay grade determination by the City Administrative Officer, Employee Relations Division to lead the preparation of annual municipal and community-wide greenhouse gas inventories, to develop a criteria air pollutant inventory, and to support the development of a climate budgeting pilot. Related cost consist of employee benefits. <i>SG: \$100,391</i> <i>Related Costs: \$63,436</i>	100,391	-	163,827
TOTAL Environmental Quality	11,039,574	-	
2021-22 Program Budget	54,836,582	109	
Changes in Salaries, Expense, Equipment, and Special	11,039,574	-	
2022-23 PROGRAM BUDGET	65,876,156	109	

Technology Support

This program provides information technology and the technical management and support for all the automated systems. Systems are used in the stormwater, wastewater treatment and conveyance, solid resources programs, and for financial and administration support. Information technology includes management of over 2,200 personal computers, three data centers, and complex networks. The program includes management of over 60 applications ranging from Geographic Information Systems (GIS) and work order systems, service request systems used by the call center, industrial process control systems, and environmental and regulatory compliance systems.

Program Changes	Direct Cost	Positions	Total Cost
Changes in Salaries, Expense, Equipment, and Special			
Apportionment of Changes Applicable to Various Programs Related costs consist of employee benefits. SG: \$388,498 EX: \$1,212,811 Related Costs: \$106,680	1,601,309	-	1,707,989
Continuation of Services			
41. CARE Data Analysis Program Support Continue funding and resolution authority for one Senior Systems Analyst I to provide data analysis in support of the CARE program. Continue one-time funding in the Contractual Services Account. Related costs consist of employee benefits. SG: \$126,187 EX: \$250,000 Related Costs: \$58,171	376,187	-	434,358
Increased Services			
42. Watershed Protection Support Add one-time funding in the Contractual Services (\$27,500) and Office and Administrative (\$116,965) accounts for technical support and equipment. Funding is provided by the Stormwater Pollution Abatement Fund (\$27,500) and the Measure W Local Return Fund (\$116,965). EX: \$144,465	144,465	-	144,465
TOTAL Technology Support	2,121,961	-	
2021-22 Program Budget	10,180,267	70	
Changes in Salaries, Expense, Equipment, and Special	2,121,961	-	
2022-23 PROGRAM BUDGET	12,302,228	70	

General Administration and Support

This program provides for management and administrative support functions, including Department and division administration, planning, and administrative services. It is comprised of two divisions - Administration and Financial Management. The Administration Division is responsible for providing support for all divisions at worksites and centralized services in these areas: purchasing, payroll, personnel, and specific centralized expenses. The Financial Management Division provides services related to tracking and reporting of expenditures to various regulatory agencies for Sanitation's annual operating budget.

Program Changes	Direct Cost	Positions	Total Cost
Changes in Salaries, Expense, Equipment, and Special			
Apportionment of Changes Applicable to Various Programs Related costs consist of employee benefits. <i>SG: (\$93,321) EX: \$50,735</i> <i>Related Costs: (\$144,141)</i>	(42,586)	-	(186,727)
Continuation of Services			
43. Clean and Green Community Program Support Continue funding and resolution authority for one Project Assistant to support the Clean and Green Community Program by planning and organizing environmental programs to improve local quality of life. Funding is provided by the Sewer Construction and Maintenance Fund (\$27,024), Solid Waste Resources Revenue Fund (\$28,339), and Stormwater Pollution Abatement Fund (\$3,248). Related costs consist of employee benefits. <i>SG: \$58,611</i> <i>Related Costs: \$35,883</i>	58,611	-	94,494
44. Community Services Continue funding and resolution authority for one Community Affairs Advocate to lead the Community Services Group. Funding is provided by the Solid Waste Resources Revenue Fund. Related costs consist of employee benefits. <i>SG: \$153,542</i> <i>Related Costs: \$67,693</i>	153,542	-	221,235
45. Data Management Coordinator Continue funding and resolution authority for one Senior Management Analyst II to serve as the data management coordinator. Funding is provided by the Sewer Construction and Maintenance Fund (\$72,213), Solid Waste Resources Revenue Fund (\$75,726), and Stormwater Pollution Abatement Fund (\$8,680). Related costs consist of employee benefits. <i>SG: \$156,619</i> <i>Related Costs: \$72,064</i>	156,619	-	228,683

General Administration and Support

Program Changes	Direct Cost	Positions	Total Cost
Changes in Salaries, Expense, Equipment, and Special			
Continuation of Services			
46. External Affairs Manager Continue funding and resolution authority for one Assistant Director Bureau of Sanitation to oversee external affairs activities. Funding is provided by the Sewer Construction and Maintenance Fund (\$115,407), Solid Waste Resources Revenue Fund (\$121,021), and Stormwater Pollution Abatement Fund (\$13,873). Related costs consist of employee benefits. <i>SG: \$250,301</i> <i>Related Costs: \$106,648</i>	250,301	-	356,949
47. Marketing and Public Outreach Continue funding and resolution authority for one Marketing Manager to develop, maintain, and implement marketing and outreach efforts. Funding is provided by the Sewer Construction and Maintenance Fund (\$72,448), Solid Waste Resources Revenue Fund (\$75,973), and Stormwater Pollution Abatement Fund (\$8,709). Related costs consist of employee benefits. <i>SG: \$157,130</i> <i>Related Costs: \$72,252</i>	157,130	-	229,382
Other Changes or Adjustments			
48. GASP Funding Realignment Realign funding and position authority to reflect the Department's organizational structure. There will be no change to the level of services provided nor to the overall funding provided to the Department.	-	-	-
TOTAL General Administration and Support	733,617	-	
2021-22 Program Budget	9,739,874	89	
Changes in Salaries, Expense, Equipment, and Special	733,617	-	
2022-23 PROGRAM BUDGET	10,473,491	89	

**BUREAU OF SANITATION
DETAIL OF CONTRACTUAL SERVICES ACCOUNT**

2020-21 Actual Expenditures	2021-22 Adopted Budget	2021-22 Estimated Expenditures	Program/Code/Description	2022-23 Contract Amount
Watershed Protection - BE8201				
Administrative Division				
\$ -	\$ 8,600	\$ 9,000	1. Telephones.....	\$ 8,600
-	3,000	3,000	2. Rental pagers.....	3,000
14,084	3,900	4,000	3. Cell phone services.....	3,900
44,516	53,922	54,000	4. Media Center utility and janitorial costs.....	53,922
<u>\$ 58,600</u>	<u>\$ 69,422</u>	<u>\$ 70,000</u>	Administrative Division Total	<u>\$ 69,422</u>
Environmental Monitoring Division				
\$ 15,699	\$ 160,631	\$ 161,000	5. Laboratory analysis.....	\$ 160,631
<u>\$ 15,699</u>	<u>\$ 160,631</u>	<u>\$ 161,000</u>	Environmental Monitoring Division Total	<u>\$ 160,631</u>
Financial Management Division				
\$ 15	\$ 2,000	\$ 2,000	6. Los Angeles County tax roll database.....	\$ 2,000
<u>\$ 15</u>	<u>\$ 2,000</u>	<u>\$ 2,000</u>	Financial Management Division Total	<u>\$ 2,000</u>
Clean Water North Conveyance Division				
\$ 22,000	\$ 75,000	\$ 75,000	7. Green infrastructure maintenance services - Echo Park.....	\$ 75,000
15,819	100,000	100,000	8. Green infrastructure maintenance services - Machado Lake.....	100,000
-	125,000	125,000	9. Green infrastructure maintenance services - South Los Angeles.....	125,000
4,043	12,000	12,000	10. Emergency tree removal and fencing.....	12,000
<u>\$ 41,862</u>	<u>\$ 312,000</u>	<u>\$ 312,000</u>	Clean Water North Conveyance Division Total	<u>\$ 312,000</u>
Watershed Protection Division				
\$ 70,292	\$ 22,000	\$ 114,000	11. Equipment lease and maintenance.....	\$ 22,000
10,816	17,160	17,000	12. Wireless services.....	17,160
<u>\$ 81,108</u>	<u>\$ 39,160</u>	<u>\$ 131,000</u>	Watershed Protection Division Total	<u>\$ 39,160</u>
<u>\$ 197,284</u>	<u>\$ 583,213</u>	<u>\$ 676,000</u>	Watershed Protection Total	<u>\$ 583,213</u>
Solid Resources Program - BH8203				
Administration Division				
\$ 4	\$ -	\$ -	13. Rental pagers.....	\$ 8,802
-	-	-	14. Telephones.....	1,500
<u>\$ 4</u>	<u>\$ -</u>	<u>\$ -</u>	Administration Division Total	<u>\$ 10,302</u>
Solid Resources Support Services Division				
\$ 3,424	\$ -	\$ -	15. Ice making machines rental.....	\$ 3,300
10,472	-	-	16. Photocopier rental.....	16,000
969	-	-	17. Collection notice distribution for boundary changes.....	2,789
250	-	-	18. Safety incentive program.....	2,961
-	-	-	19. Warehouse security.....	167,176
-	-	-	20. Radio maintenance.....	1,000
13,827	-	-	21. Call Center software maintenance.....	72,300
14,104	-	-	22. Recycling education campaign advertisement and promotion.....	62,400
37,693	-	-	23. Mobile truck wash services.....	26,164
10,097	-	-	24. Liquid natural gas training.....	12,000
8,670	-	-	25. Fire extinguisher recharging.....	14,000
20,634	-	-	26. Truck washing facility maintenance and repair.....	20,000
<u>\$ 120,140</u>	<u>\$ -</u>	<u>\$ -</u>	Solid Resources Support Services Division Total	<u>\$ 400,090</u>

**BUREAU OF SANITATION
DETAIL OF CONTRACTUAL SERVICES ACCOUNT**

2020-21 Actual Expenditures	2021-22 Adopted Budget	2021-22 Estimated Expenditures	Program/Code/Description	2022-23 Contract Amount
Solid Resources South Collection Division				
\$ 8,795	\$ -	\$ -	27. Ice making machines rentals.....	\$ 8,880
4,472	-	-	28. Photocopier rental.....	9,051
-	-	-	29. Collection notice distribution for boundary changes.....	1,044
-	-	-	30. Safety incentive program.....	1,108
56,226	-	-	31. Warehouse security.....	59,152
180	-	-	32. Radio maintenance.....	1,000
-	-	-	33. Equipment maintenance and chemicals.....	30,000
40,736	-	-	34. Chemical spills cleanup.....	70,000
-	-	-	35. Mobile truck wash services.....	119,255
<u>\$ 110,409</u>	<u>\$ -</u>	<u>\$ -</u>	Solid Resources South Collection Division Total	<u>\$ 299,490</u>
Solid Resources Valley Collection Division				
\$ -	\$ 90,000	\$ 90,000	36. Multi-family Bulky Item Program outreach.....	\$ 90,000
5,695	-	-	37. Ice making machines rental.....	5,650
2,750	-	-	38. Photocopier rental.....	8,500
-	-	-	39. Collection notice distribution for boundary changes.....	367
-	-	-	40. Safety incentive program.....	390
71,812	-	-	41. Warehouse security.....	95,316
360	-	-	42. Radio maintenance.....	1,000
10,715	-	-	43. Equipment maintenance and chemicals.....	70,000
9,958	-	-	44. Chemical spills cleanup.....	70,000
-	7,170	7,000	45. Mobile truck wash services.....	17,751
<u>\$ 101,290</u>	<u>\$ 97,170</u>	<u>\$ 97,000</u>	Solid Resources Valley Collection Division Total	<u>\$ 358,974</u>
Solid Resources Processing and Construction Division				
\$ 3,701	\$ -	\$ -	46. Lopez Canyon facility maintenance.....	\$ 99,819
217,405	-	-	47. Heavy duty equipment rental.....	475,286
24,279	-	-	48. Chemical toilets rental.....	46,000
2,427	-	-	49. Water cooler service.....	2,339
43,523	-	-	50. Scale repair.....	30,000
200,014	-	-	51. Central Los Angeles Recycling and Transfer Station (CLARTS) and Lopez Canyon security.....	334,000
65,251	-	-	52. Custodian services.....	52,000
6,892	-	-	53. Photocopier rental.....	8,000
2,721	-	-	54. Drilling and soil sampling.....	18,000
7,192	11,307	32,000	55. CLARTS facility maintenance.....	111,125
3,346	65,420	65,000	56. CLARTS equipment lease.....	65,420
13,510	20,000	20,000	57. CLARTS scale maintenance.....	20,000
<u>\$ 590,261</u>	<u>\$ 96,727</u>	<u>\$ 117,000</u>	Solid Resources Processing and Construction Division Total	<u>\$ 1,261,989</u>
Solid Resources Citywide Recycling Division				
\$ -	\$ 20,900	\$ 21,000	58. Photocopier rental.....	\$ 20,900
-	75,600	76,000	59. Recycling education.....	132,600
-	560,000	560,000	60. Waste characterization study.....	685,000
3,735	10,000	10,000	61. Photocopier rental - Household Hazardous Waste Fund.....	10,000
739,643	2,073,336	2,073,000	62. Residential special materials collection facilities and mobile events contracts.....	2,073,336
18,691	10,000	10,000	63. Communication expenses.....	10,000
-	102,967	103,000	64. Miscellaneous.....	102,967
<u>\$ 762,069</u>	<u>\$ 2,852,803</u>	<u>\$ 2,853,000</u>	Solid Resources Citywide Recycling Division Total	<u>\$ 3,034,803</u>

**BUREAU OF SANITATION
DETAIL OF CONTRACTUAL SERVICES ACCOUNT**

2020-21 Actual Expenditures	2021-22 Adopted Budget	2021-22 Estimated Expenditures	Program/Code/Description	2022-23 Contract Amount
Solid Resources Commercial Franchise Division				
\$ 7,789	\$ -	\$ -	65. Photocopier rental.....	\$ -
43,489	-	-	66. Communication services.....	-
<u>\$ 51,278</u>	<u>\$ -</u>	<u>\$ -</u>	Solid Resources Commercial Franchise Division Total	<u>\$ -</u>
<u>\$ 1,735,451</u>	<u>\$ 3,046,700</u>	<u>\$ 3,067,000</u>	Solid Resources Program Total	<u>\$ 5,365,648</u>
Environmental Quality - BL8204				
Livability Services Division				
\$ 33,399	\$ 224,400	\$ 224,000	67. CARE+ uniform dry cleaning services.....	\$ 224,400
116,283	348,000	348,000	68. Clean Streets Los Angeles uniform dry cleaning services.....	348,000
9,310,155	8,212,000	9,212,000	69. CARE+ hazardous waste removal services	7,410,424
3,967,038	3,241,931	3,242,000	70. CARE and CARE+ Team vehicle rental.....	5,515,931
3,554,982	1,999,845	3,258,000	71. CARE Team hazardous waste removal services.....	1,999,845
89,686	240,000	240,000	72. CARE Team uniform dry cleaning services.....	240,000
87,835	397,212	397,000	73. Communication services.....	397,212
2,144,986	4,700,000	4,700,000	74. Community based organizations.....	4,700,000
-	195,000	195,000	75. Tow vehicle rental expenses.....	195,000
<u>\$ 19,304,364</u>	<u>\$ 19,558,388</u>	<u>\$ 21,816,000</u>	Livability Services Division Total	<u>\$ 21,030,812</u>
<u>\$ 19,304,364</u>	<u>\$ 19,558,388</u>	<u>\$ 21,816,000</u>	Environmental Quality Total	<u>\$ 21,030,812</u>
Technology Support - BH8249				
Information and Control Systems Division				
\$ 71,150	\$ 98,819	\$ 99,000	76. Watershed Protection Division technical support services.....	\$ 98,819
-	60,000	-	77. Solid Resources server network and hardware and software maintenance..	60,000
260,000	413,250	273,000	78. Geographic information system technical support.....	849,061
584,920	250,000	250,000	79. Cybersecurity services.....	500,000
8,000	-	-	80. Geographic information systems software maintenance.....	270,000
1,638,533	1,425,928	1,167,000	81. Infrastructure and technical support.....	1,788,428
-	250,000	250,000	82. Network support services.....	250,000
<u>\$ 2,562,603</u>	<u>\$ 2,497,997</u>	<u>\$ 2,039,000</u>	Information and Control Systems Division Total	<u>\$ 3,816,308</u>
<u>\$ 2,562,603</u>	<u>\$ 2,497,997</u>	<u>\$ 2,039,000</u>	Technology Support Total	<u>\$ 3,816,308</u>
General Administration and Support - BH8250				
Administration Division				
\$ 3,682	\$ -	\$ -	83. Photocopier rental.....	\$ 46,000
<u>\$ 3,682</u>	<u>\$ -</u>	<u>\$ -</u>	Administration Division Total	<u>\$ 46,000</u>
<u>\$ 3,682</u>	<u>\$ -</u>	<u>\$ -</u>	General Administration and Support Total	<u>\$ 46,000</u>
<u>\$ 23,803,384</u>	<u>\$ 25,686,298</u>	<u>\$ 27,598,000</u>	TOTAL CONTRACTUAL SERVICES ACCOUNT	<u>\$ 30,841,981</u>

**BUREAU OF SANITATION
SOLID WASTE RESOURCES REVENUE FUND
DETAIL OF CONTRACTUAL SERVICES ACCOUNT**

2020-21 Actual Expenditures	2021-22 Adopted Budget	2021-22 Estimated Expenditures	Program/Code/Description	2022-23 Contract Amount
Solid Resources - BH8203				
Administration Division				
\$ 298,533	\$ 285,000	\$ 285,000	1. Communication services.....	\$ 285,000
<u>\$ 298,533</u>	<u>\$ 285,000</u>	<u>\$ 285,000</u>	Administration Division Total	<u>\$ 285,000</u>
Financial Management Division				
\$ 25,683	\$ 1,000,000	\$ 1,000,000	2. Project review.....	\$ 1,000,000
<u>\$ 25,683</u>	<u>\$ 1,000,000</u>	<u>\$ 1,000,000</u>	Financial Management Division Total	<u>\$ 1,000,000</u>
Solid Resources Processing & Construction Division				
\$ 3,861,948	\$ -	\$ -	3. Consultant services.....	\$ -
<u>\$ 3,861,948</u>	<u>\$ -</u>	<u>\$ -</u>	Solid Resources Processing & Construction Division Total	<u>\$ -</u>
Solid Resources South Collection Division				
\$ 520,976	\$ 510,496	\$ 510,000	4. Security services.....	\$ 510,496
<u>\$ 520,976</u>	<u>\$ 510,496</u>	<u>\$ 510,000</u>	Solid Resources South Collection Division Total	<u>\$ 510,496</u>
Solid Resources Support Services Division				
\$ 224,390	\$ -	\$ -	5. Security services.....	\$ -
113,058	-	-	6. Repairs and maintenance.....	-
<u>\$ 337,448</u>	<u>\$ -</u>	<u>\$ -</u>	Solid Resources Support Services Division Total	<u>\$ -</u>
<u>\$ 5,044,588</u>	<u>\$ 1,795,496</u>	<u>\$ 1,795,000</u>	Solid Resources Program Total	<u>\$ 1,795,496</u>
Technology Support - BH8249				
Information and Control Systems Division				
\$ -	\$ 200,000	\$ 200,000	7. Central Los Angeles Recycling and Transfer Station technical support.....	\$ 200,000
4,994	138,600	139,000	8. Information Technology Agency fiber service lease.....	138,600
554,814	1,583,764	1,584,000	9. Customer care technical support.....	1,583,764
<u>\$ 559,808</u>	<u>\$ 1,922,364</u>	<u>\$ 1,923,000</u>	Information and Control Systems Division Total	<u>\$ 1,922,364</u>
<u>\$ 559,808</u>	<u>\$ 1,922,364</u>	<u>\$ 1,923,000</u>	Technology Support Program Total	<u>\$ 1,922,364</u>
General Administration and Support - BH8250				
Financial Management Division				
\$ 2,250	\$ 75,000	\$ 75,000	10. Strategic consultation.....	\$ 75,000
<u>\$ 2,250</u>	<u>\$ 75,000</u>	<u>\$ 75,000</u>	Financial Management Division Total	<u>\$ 75,000</u>
<u>\$ 2,250</u>	<u>\$ 75,000</u>	<u>\$ 75,000</u>	General Administration and Support Program Total	<u>\$ 75,000</u>
<u>\$ 5,606,646</u>	<u>\$ 3,792,860</u>	<u>\$ 3,793,000</u>	TOTAL SOLID WASTE RESOURCES REVENUE FUND CONTRACTUAL SERVICES ACCOUNT	<u>\$ 3,792,860</u>

**BUREAU OF SANITATION
SEWER CONSTRUCTION AND MAINTENANCE FUND
DETAIL OF CONTRACTUAL SERVICES ACCOUNT**

2020-21 Actual Expenditures	2021-22 Adopted Budget	2021-22 Estimated Expenditures	Program/Code/Description	2022-23 Contract Amount
SEWER OPERATIONS AND MAINTENANCE FUND (760)				
Clean Water - BF8202 (Fund 760)				
Administration Division				
\$ 699,416	\$ 693,808	\$ 694,000	1. Wastewater program insurance.....	\$ 693,808
2,679	34,262	34,000	2. Rental pagers.....	34,262
202,277	135,058	135,000	3. Media Center janitorial costs.....	135,058
1,297	-	-	4. Various contractual services.....	-
-	62,000	62,000	5. Earth Day Los Angeles.....	62,000
<u>\$ 905,669</u>	<u>\$ 925,128</u>	<u>\$ 925,000</u>	Administration Division Total	<u>\$ 925,128</u>
Donald C. Tillman Water Reclamation Plant				
\$ 10,064	\$ 12,359	\$ 12,000	6. Equipment rental.....	\$ 12,359
201,223	460,137	460,000	7. Japanese Garden landscape maintenance.....	460,137
242,846	627,800	628,000	8. Contract maintenance.....	627,800
27,284	25,000	25,000	9. Hazardous materials disposal.....	25,000
-	80,000	80,000	10. Process control computer system.....	80,000
341	1,519	2,000	11. Uniform cleaning.....	1,519
-	350,000	350,000	12. Consulting services.....	350,000
<u>\$ 481,758</u>	<u>\$ 1,556,815</u>	<u>\$ 1,557,000</u>	Donald C. Tillman Water Reclamation Plant Total	<u>\$ 1,556,815</u>
Environmental Monitoring Division				
\$ 2,305	\$ 5,000	\$ 5,000	13. Uniform cleaning.....	\$ 5,000
2,513	11,000	11,000	14. Photocopier rental.....	11,000
500,000	500,000	500,000	15. Monitoring project.....	500,000
302,547	382,377	382,000	16. Equipment repair.....	382,377
159,102	1,195,244	1,195,000	17. Laboratory analysis.....	1,195,244
-	250,000	250,000	18. Boat maintenance.....	250,000
191,686	334,205	334,000	19. Los Angeles River watershed monitoring.....	334,205
<u>\$ 1,158,153</u>	<u>\$ 2,677,826</u>	<u>\$ 2,677,000</u>	Environmental Monitoring Division Total	<u>\$ 2,677,826</u>
Financial Management Division				
\$ 918	\$ 6,000	\$ 6,000	20. Photocopier rental.....	\$ 6,000
3,155	5,280	5,000	21. Record retention storage.....	5,280
366	180,000	180,000	22. Flow monitor maintenance.....	180,000
227,440	1,137,074	1,137,000	23. Litigation expense.....	1,137,074
18,554	500,000	500,000	24. Coastal interceptor sewer system.....	500,000
484,277	194,300	194,000	25. Technical consulting services.....	194,300
<u>\$ 734,710</u>	<u>\$ 2,022,654</u>	<u>\$ 2,022,000</u>	Financial Management Division Total	<u>\$ 2,022,654</u>

**BUREAU OF SANITATION
SEWER CONSTRUCTION AND MAINTENANCE FUND
DETAIL OF CONTRACTUAL SERVICES ACCOUNT**

2020-21 Actual Expenditures	2021-22 Adopted Budget	2021-22 Estimated Expenditures	Program/Code/Description	2022-23 Contract Amount
Hyperion Water Reclamation Plant				
\$ 15,632	\$ 20,000	\$ 20,000	26. Photocopier rental.....	\$ 20,000
13,546,345	14,300,000	14,300,000	27. Biosolids hauling.....	16,700,739
145,560	100,000	100,000	28. Hazardous waste disposal fee.....	100,000
492,338	20,000	20,000	29. Equipment rental.....	20,000
721	10,000	10,000	30. Sweeping cloths and mats.....	10,000
15,975	20,000	20,000	31. Insect abatement.....	20,000
-	50,000	50,000	32. Insulation refractory.....	50,000
76,835	110,000	110,000	33. Oceanographic service.....	110,000
23,074	35,000	35,000	34. Fire extinguishers.....	35,000
-	21,000	21,000	35. Street sweeping.....	21,000
44,214	30,000	30,000	36. Plant roll-up doors maintenance.....	30,000
35,369	70,000	70,000	37. Various contractual services.....	70,000
-	1,000	1,000	38. Locking services.....	1,000
-	1,000	1,000	39. Photo developing.....	1,000
-	20,000	20,000	40. Water Reclamation Plant environmental management systems study.....	20,000
10,530	25,000	25,000	41. Uniform cleaning/repairs.....	25,000
4,131,121	3,522,198	3,522,000	42. Farm management and custom farming services at Green Acres Farm.....	3,522,198
-	210,000	210,000	43. Innovative technology study.....	210,000
606,834	4,069,592	4,070,000	44. As-needed maintenance services.....	4,069,592
135,260	20,000	20,000	45. Inspection, calibration, and testing services.....	20,000
29,690	1,000,000	1,000,000	46. Specialized high voltage services.....	1,000,000
6,656,963	11,102,000	11,102,000	47. Hyperion Bio-Energy Facility.....	11,102,000
\$ 25,966,461	\$ 34,756,790	\$ 34,757,000	Hyperion Water Reclamation Plant	\$ 37,157,529
Industrial Safety and Compliance Division				
\$ 54,066	\$ 65,800	\$ 66,000	48. Equipment rental and maintenance.....	\$ 65,800
\$ 54,066	\$ 65,800	\$ 66,000	Industrial Safety and Compliance Division Total	\$ 65,800
Industrial Waste Management Division				
\$ 7,239	\$ 16,947	\$ 17,000	49. Photocopier rental.....	\$ 16,947
90,000	90,000	90,000	50. Industrial waste business outreach.....	90,000
5,000	5,020	5,000	51. Contributions to research project.....	5,020
5,000	6,700	7,000	52. Miscellaneous.....	6,700
\$ 107,239	\$ 118,667	\$ 119,000	Industrial Waste Management Division Total	\$ 118,667
Los Angeles-Glendale Reclamation Plant				
\$ -	\$ 19,200	\$ 19,000	53. Process control system maintenance.....	\$ 19,200
5,665	4,500	5,000	54. Equipment rental.....	4,500
7,997	10,000	10,000	55. Hazardous waste disposal.....	10,000
78,400	324,500	325,000	56. Contract maintenance.....	324,500
365	1,000	1,000	57. Uniform cleaning.....	1,000
\$ 92,427	\$ 359,200	\$ 360,000	Los Angeles-Glendale Reclamation Plant	\$ 359,200
Regulatory Affairs Division				
\$ -	\$ 1,000,000	\$ 1,000,000	58. Environmental consulting.....	\$ 1,000,000
-	76,000	76,000	59. Biosolids management support.....	76,000
873	4,287	4,000	60. Photocopier rental.....	4,287
-	250,000	250,000	61. Litigation services.....	250,000
\$ 873	\$ 1,330,287	\$ 1,330,000	Regulatory Affairs Division Total	\$ 1,330,287

**BUREAU OF SANITATION
SEWER CONSTRUCTION AND MAINTENANCE FUND
DETAIL OF CONTRACTUAL SERVICES ACCOUNT**

2020-21 Actual Expenditures	2021-22 Adopted Budget	2021-22 Estimated Expenditures	Program/Code/Description	2022-23 Contract Amount
Solid Resources Citywide Recycling Division				
\$ 2,767,500	\$ 2,767,500	\$ 2,768,000	62. Household hazardous waste mobile collection program.....	\$ 2,767,500
<u>\$ 2,767,500</u>	<u>\$ 2,767,500</u>	<u>\$ 2,768,000</u>	Solid Resources Citywide Recycling Division Total	<u>\$ 2,767,500</u>
Terminal Island Treatment Plant				
\$ 15,692	\$ 35,000	\$ 35,000	63. Boiler repair and rental.....	\$ 35,000
93,621	150,600	151,000	64. Biosolids haul/disposal.....	150,600
60,969	82,500	83,000	65. Environmental services.....	82,500
252,666	600,000	600,000	66. Contract maintenance.....	600,000
19,910	60,000	60,000	67. Motor rewind.....	60,000
-	13,000	13,000	68. Administrative services.....	13,000
2,347	200,000	200,000	69. Advanced Water Purification Facility upgrades.....	200,000
65,481	55,000	55,000	70. Equipment rental.....	55,000
1,864	5,000	5,000	71. Elevator repair and maintenance.....	5,000
17,155	20,000	20,000	72. Air conditioning services.....	20,000
<u>740,367</u>	<u>752,400</u>	<u>752,000</u>	73. Terminal Island Renewable Energy project.....	<u>752,400</u>
<u>\$ 1,270,072</u>	<u>\$ 1,973,500</u>	<u>\$ 1,974,000</u>	Terminal Island Treatment Plant Total	<u>\$ 1,973,500</u>
Wastewater Collection Division				
\$ 57,708	\$ 5,000	\$ 5,000	74. Heavy duty equipment rental.....	\$ 5,000
-	5,000	5,000	75. Backflow device inspection and repair.....	5,000
5,256	20,000	20,000	76. Photocopier rental.....	20,000
-	2,110	2,000	77. City of Vernon - pump plant maintenance.....	2,110
6,850	5,000	5,000	78. Portable toilets rental.....	5,000
2,377,189	2,400,000	2,400,000	79. Chemical root control.....	2,800,000
-	50,000	50,000	80. Vacuum truck services.....	50,000
113	1,200	1,000	81. Uniform cleaning.....	1,200
643,122	475,000	475,000	82. Prevention, maintenance, and disposal services.....	475,000
-	250,000	250,000	83. Private clean up.....	250,000
<u>-</u>	<u>280,000</u>	<u>280,000</u>	84. Large diameter sewer cleaning and closed-circuit television (CCTV) sewer assessment.....	<u>280,000</u>
<u>\$ 3,090,238</u>	<u>\$ 3,493,310</u>	<u>\$ 3,493,000</u>	Wastewater Collection Division Total	<u>\$ 3,893,310</u>
Wastewater Engineering Services Division				
\$ 1,707	\$ 12,000	\$ 12,000	85. Photocopier rental.....	\$ 12,000
-	59,618	60,000	86. Professional technical services.....	59,618
<u>\$ 1,707</u>	<u>\$ 71,618</u>	<u>\$ 72,000</u>	Wastewater Engineering Services Division Total	<u>\$ 71,618</u>
Watershed Protection Division				
<u>\$ 57,743</u>	<u>\$ 1,000,000</u>	<u>\$ 1,000,000</u>	87. Total maximum daily loads (TMDL) consultant services.....	<u>\$ 1,000,000</u>
<u>\$ 57,743</u>	<u>\$ 1,000,000</u>	<u>\$ 1,000,000</u>	Watershed Protection Division Total	<u>\$ 1,000,000</u>
<u>\$ 36,688,616</u>	<u>\$ 53,119,095</u>	<u>\$ 53,120,000</u>	Clean Water Total	<u>\$ 55,919,834</u>

**BUREAU OF SANITATION
SEWER CONSTRUCTION AND MAINTENANCE FUND
DETAIL OF CONTRACTUAL SERVICES ACCOUNT**

2020-21 Actual Expenditures	2021-22 Adopted Budget	2021-22 Estimated Expenditures	Program/Code/Description	2022-23 Contract Amount
Technology Support - BH8249				
Information and Control Systems Division				
\$ 30,936	\$ 493,000	\$ 493,000	88. Clean Water operational and laboratory technical support.....	\$ 493,000
-	19,000	19,000	89. Geographic information system maintenance.....	19,000
171,000	450,000	450,000	90. Maintenance system technical support.....	450,000
1,010,125	1,471,000	1,471,000	91. Control systems technical support.....	1,771,000
-	3,500	4,000	92. Engineering technical support.....	3,500
185,350	362,500	363,000	93. Pretreatment technical support.....	362,500
-	40,000	40,000	94. Information technology research and advisory services subscription.....	40,000
473,931	500,000	500,000	95. Professional technical services.....	500,000
-	199,100	199,000	96. Information Technology Agency fiber service lease.....	199,100
-	2,000,000	2,000,000	97. Los Angeles Water Integrated Network Systems maintenance.....	2,000,000
57,709	400,000	400,000	98. Network engineering and support services.....	400,000
<u>\$ 1,929,051</u>	<u>\$ 5,938,100</u>	<u>\$ 5,939,000</u>	Information and Control Systems Division Total	<u>\$ 6,238,100</u>
<u>\$ 1,929,051</u>	<u>\$ 5,938,100</u>	<u>\$ 5,939,000</u>	Technology Support Total	<u>\$ 6,238,100</u>
General Administration and Support - BH8250				
Administration Division				
\$ -	\$ 4,000	\$ 4,000	99. Messenger service.....	\$ 4,000
27,157	18,320	18,000	100. Communication services.....	18,320
<u>\$ 27,157</u>	<u>\$ 22,320</u>	<u>\$ 22,000</u>	Administration Division Total	<u>\$ 22,320</u>
Executive Division				
\$ -	\$ 1,500	\$ 2,000	101. Miscellaneous contractual services.....	\$ 1,500
<u>\$ -</u>	<u>\$ 1,500</u>	<u>\$ 2,000</u>	Executive Division Total	<u>\$ 1,500</u>
Financial Management Division				
\$ -	\$ 6,000	\$ 6,000	102. Intern contract.....	\$ 6,000
-	75,000	75,000	103. Strategic consultation.....	75,000
<u>\$ -</u>	<u>\$ 81,000</u>	<u>\$ 81,000</u>	Financial Management Division Total	<u>\$ 81,000</u>
<u>\$ 27,157</u>	<u>\$ 104,820</u>	<u>\$ 105,000</u>	General Administration and Support Total	<u>\$ 104,820</u>
<u>\$ 38,644,824</u>	<u>\$ 59,162,015</u>	<u>\$ 59,164,000</u>	TOTAL SEWER OPERATIONS AND MAINTENANCE FUND	<u>\$ 62,262,754</u>
SEWER CAPITAL FUND (761)				
Clean Water - BF8202				
Financial Management Division (Capital)				
\$ -	\$ 1,354,200	\$ 1,354,000	104. Litigation expense.....	\$ 1,354,200
<u>\$ -</u>	<u>\$ 1,354,200</u>	<u>\$ 1,354,000</u>	Financial Management Division Total - Capital	<u>\$ 1,354,200</u>
Wastewater Collection Division (Capital)				
\$ -	\$ 2,000,000	\$ 2,000,000	105. Closed-circuit television sewer assessment	\$ 2,500,000
<u>\$ -</u>	<u>\$ 2,000,000</u>	<u>\$ 2,000,000</u>	Wastewater Collection Division Total - Capital	<u>\$ 2,500,000</u>
<u>\$ -</u>	<u>\$ 3,354,200</u>	<u>\$ 3,354,000</u>	Clean Water Total	<u>\$ 3,854,200</u>
<u>\$ -</u>	<u>\$ 3,354,200</u>	<u>\$ 3,354,000</u>	TOTAL SEWER CAPITAL FUND	<u>\$ 3,854,200</u>
<u>\$ 38,644,824</u>	<u>\$ 62,516,215</u>	<u>\$ 62,518,000</u>	TOTAL SEWER CONSTRUCTION AND MAINTENANCE FUND CONTRACTUAL SERVICES ACCOUNT	<u>\$ 66,116,954</u>

Bureau of Sanitation

Position Counts					
2021-22	Change	2022-23	Code	Title	2022-23 Salary Range and Annual Salary
<u>GENERAL</u>					
<u>Regular Positions</u>					
1	-	1	1107	Plant Equipment Trainee	(70,699)
15	-	15	1116	Secretary	2585(2) (53,974 - 81,097)
4	-	4	1117-2	Executive Administrative Assistant II	3112(2) (64,978 - 97,614)
1	-	1	1117-3	Executive Administrative Assistant III	3338(2) (69,697 - 104,671)
1	-	1	1119-2	Accounting Records Supervisor II	3276(2) (68,402 - 102,792)
3	-	3	1121-1	Delivery Driver I	1872(2) (39,087 - 58,714)
1	-	1	1121-2	Delivery Driver II	2045(2) (42,699 - 64,143)
2	-	2	1129	Personnel Records Supervisor	2967(2) (61,950 - 93,062)
2	-	2	1170	Payroll Supervisor	3409(2) (71,179 - 106,926)
5	-	5	1201	Principal Clerk	2783(2) (58,109 - 87,320)
41	-	41	1223	Accounting Clerk	2511(2) (52,429 - 78,780)
3	-	3	1253	Chief Clerk	3323(2) (69,384 - 104,253)
78	-	78	1358	Administrative Clerk	1929(2) (40,277 - 60,552)
89	-	89	1368	Senior Administrative Clerk	2379(2) (49,673 - 74,646)
1	-	1	1409-1	Information Systems Manager I	5714(2) (119,308 - 179,233)
1	-	1	1429	Applications Programmer	2967(2) (61,950 - 93,062)
1	(1)	-	1431-2	Programmer/Analyst II	3562(2) (74,374 - 111,749)
3	1	4	1431-3	Programmer/Analyst III	3889(2) (81,202 - 121,960)
1	-	1	1431-4	Programmer/Analyst IV	4208(2) (87,863 - 132,024)
1	-	1	1431-5	Programmer/Analyst V	4533(2) (94,649 - 142,192)
3	-	3	1455-1	Systems Programmer I	4378(7) (91,412 - 137,306)
5	-	5	1455-2	Systems Programmer II	4711(2) (98,365 - 147,767)
1	-	1	1455-3	Systems Programmer III	5105(2) (106,592 - 160,128)
6	-	6	1458	Principal Communications Operator	2950(2) (61,596 - 92,540)
77	-	77	1461-2	Communications Information Representative II	2379(2) (49,673 - 74,646)
12	-	12	1461-3	Communications Information Representative III	2562(2) (53,494 - 80,346)
3	-	3	1467-1	Senior Communications Operator I	2651(2) (55,352 - 83,185)
4	-	4	1470	Data Base Architect	4917(2) (102,666 - 154,261)
1	-	1	1517-2	Auditor II	3327(2) (69,467 - 104,358)
2	-	2	1518	Senior Auditor	3741(2) (78,112 - 117,345)
1	-	1	1555-1	Fiscal Systems Specialist I	4420(2) (92,289 - 138,622)
25	-	25	1596	Systems Analyst	3528(2) (73,664 - 110,643)
11	-	11	1597-1	Senior Systems Analyst I	4171(2) (87,090 - 130,854)
4	-	4	1597-2	Senior Systems Analyst II	5161(2) (107,761 - 161,945)
2	-	2	1670-1	Graphics Designer I	2403(2) (50,174 - 75,376)

Bureau of Sanitation

Position Counts					
2021-22	Change	2022-23	Code	Title	2022-23 Salary Range and Annual Salary
<u>GENERAL</u>					
<u>Regular Positions</u>					
1	-	1	1670-2	Graphics Designer II	2908(2) (60,719 - 91,224)
1	-	1	1702-1	Emergency Management Coordinator I	4165(2) (86,965 - 130,625)
1	-	1	1702-2	Emergency Management Coordinator II	5156(2) (107,657 - 161,673)
1	-	1	1726-1	Safety Engineering Associate I	3176(7) (66,314 - 99,597)
4	-	4	1726-2	Safety Engineering Associate II	3577(7) (74,687 - 112,209)
2	-	2	1727	Safety Engineer	4378(2) (91,412 - 137,306)
3	-	3	1785-2	Public Relations Specialist II	2863(2) (59,779 - 89,804)
3	-	3	1786	Principal Public Relations Representative	3423(2) (71,472 - 107,385)
1	-	1	1795-1	Senior Photographer I	3327(2) (69,467 - 104,358)
1	-	1	1800-1	Public Information Director I	4450(2) (92,916 - 139,582)
1	-	1	1800-2	Public Information Director II	5229(2) (109,181 - 164,012)
1	-	1	1951	Agricultural Land Developer	3562(2) (74,374 - 111,749)
2	-	2	2330	Industrial Hygienist	4404(2) (91,955 - 138,142)
53	-	53	3112	Maintenance Laborer	1922(2) (40,131 - 60,259)
228	-	228	3112-6	Maintenance Laborer	2073(2) (43,284 - 65,041)
4	-	4	3115	Maintenance and Construction Helper	2036(2) (42,511 - 63,892)
9	-	9	3115-6	Maintenance and Construction Helper	2191(2) (45,748 - 68,716)
3	(1)	2	3126	Labor Supervisor	2488(2) (51,949 - 78,028)
1	-	1	3127-1	Construction and Maintenance Supervisor I	(132,024)
1	-	1	3127-2	Construction and Maintenance Supervisor II	(145,283)
1	-	1	3129	Construction and Maintenance Superintendent	5322(2) (111,123 - 166,935)
23	-	23	3141	Gardener Caretaker	2036(2) (42,511 - 63,892)
3	-	3	3143	Senior Gardener	2277(2) (47,543 - 71,451)
2	-	2	3145	Park Maintenance Supervisor	2637(2) (55,060 - 82,726)
21	-	21	3156	Custodian	1622(4) (33,867 - 50,842)
3	-	3	3157-1	Senior Custodian I	1746(2) (36,456 - 54,789)
1	-	1	3172	Event Attendant (Half-Time)	1599(6) (33,387 - 50,132)
1	-	1	3174	Senior Window Cleaner	2194(2) (45,810 - 68,778)
1	-	1	3176	Custodian Supervisor	1881(2) (39,275 - 59,006)
1	-	1	3182-1	Chief Custodian Supervisor I	2558(2) (53,411 - 80,262)
1	-	1	3333-1	Building Repairer I	2277(2) (47,543 - 71,451)
2	-	2	3338	Building Repairer Supervisor	3707(6) (77,402 - 116,259)
1	-	1	3343	Cabinet Maker	(94,941)
5	-	5	3344	Carpenter	(94,941)

Bureau of Sanitation

Position Counts			Code	Title	2022-23 Salary Range and Annual Salary	
2021-22	Change	2022-23				
<u>GENERAL</u>						
<u>Regular Positions</u>						
2	-	2	3345	Senior Carpenter		(106,488)
1	-	1	3346	Carpenter Supervisor		(113,441)
16	-	16	3423	Painter		(90,995)
3	-	3	3424	Senior Painter		(100,098)
1	-	1	3426	Painter Supervisor		(105,673)
15	-	15	3433	Pipefitter		(103,919)
13	-	13	3443	Plumber		(103,919)
5	-	5	3444	Senior Plumber		(114,171)
2	-	2	3446	Plumber Supervisor		(120,540)
2	-	2	3525	Equipment Operator		(104,003)
32	-	32	3525-6	Equipment Operator		(112,501)
2	-	2	3527	Equipment Supervisor	3504(7)	(73,163 - 109,912)
5	-	5	3527-6	Equipment Supervisor	3806(7)	(79,469 - 119,391)
3	-	3	3558	Power Shovel Operator		(104,984)
705	-	705	3580-2	Refuse Collection Truck Operator II	2719(6)	(56,772 - 85,273)
1	-	1	3583	Truck Operator	2277(6)	(47,543 - 71,451)
8	-	8	3584	Heavy Duty Truck Operator	2403(6)	(50,174 - 75,376)
5	-	5	3584-6	Heavy Duty Truck Operator	2598(6)	(54,246 - 81,473)
2	-	2	3686	Communications Electrician		(102,729)
1	-	1	3743	Heavy Duty Equipment Mechanic		(97,071)
1	-	1	3745	Senior Heavy Duty Equipment Mechanic		(102,437)
7	-	7	3763	Machinist		(94,210)
2	-	2	3766-2	Machinist Supervisor II		(109,578)
32	-	32	3771	Mechanical Helper	2144(2)	(44,766 - 67,275)
1	-	1	3773	Mechanical Repairer		(95,171)
4	-	4	3774	Air Conditioning Mechanic		(103,919)
1	-	1	3775	Sheet Metal Worker		(100,056)
1	-	1	3781	Air Conditioning Mechanic Supervisor		(119,350)
5	-	5	3796	Welder		(94,210)
1	-	1	3798	Welder Supervisor		(109,578)
6	-	6	3799	Electrical Craft Helper		(70,073)
35	-	35	3843	Instrument Mechanic		(119,997)
5	-	5	3844	Instrument Mechanic Supervisor		(137,244)
1	-	1	3913	Irrigation Specialist	2461(2)	(51,385 - 77,172)
16	-	16	4100	Refuse Crew Field Instructor	3139(2)	(65,542 - 98,449)

Bureau of Sanitation

Position Counts						
2021-22	Change	2022-23	Code	Title	2022-23 Salary Range and Annual Salary	
<u>GENERAL</u>						
<u>Regular Positions</u>						
49	1	50	4101	Refuse Collection Supervisor	3743(2)	(78,153 - 117,429)
11	-	11	4102	Solid Resources Superintendent	4547(2)	(94,941 - 142,652)
2	-	2	4108-2	Solid Waste Disposal Superintendent II	4547(2)	(94,941 - 142,652)
210	-	210	4110-2	Wastewater Collection Worker II	2719(2)	(56,772 - 85,273)
17	-	17	4113	Wastewater Collection Supervisor	3743(2)	(78,153 - 117,429)
1	-	1	4118	Plant Guide	1238(8)	(25,849 - 38,857)
107	2	109	4123-1	Wastewater Treatment Operator I		(106,404)
28	-	28	4123-2	Wastewater Treatment Operator II		(118,013)
37	-	37	4123-3	Wastewater Treatment Operator III		(124,465)
11	-	11	4124	Senior Wastewater Treatment Operator		(134,989)
8	-	8	4126-1	Sanitation Solid Resources Manager I	5681(2)	(118,619 - 178,189)
6	-	6	4126-2	Sanitation Solid Resources Manager II	6313(2)	(131,815 - 198,005)
12	-	12	4128-1	Sanitation Wastewater Manager I	4783(2)	(99,869 - 150,022)
6	-	6	4128-2	Sanitation Wastewater Manager II	5681(2)	(118,619 - 178,189)
6	-	6	4128-3	Sanitation Wastewater Manager III	6313(2)	(131,815 - 198,005)
1	-	1	4130	Hyperion Treatment Plant Manager	7227(2)	(150,899 - 226,694)
6	-	6	4289-1	Chief Environmental Compliance Inspector I	4643(2)	(96,945 - 145,679)
3	-	3	4289-2	Chief Environmental Compliance Inspector II	5468(2)	(114,171 - 171,529)
138	-	138	4292	Environmental Compliance Inspector	3298(2)	(68,862 - 103,439)
27	-	27	4293	Senior Environmental Compliance Inspector	3674(2)	(76,713 - 115,236)
1	-	1	5113-1	Boat Captain I		(92,581)
1	-	1	5113-2	Boat Captain II		(101,915)
1	-	1	5131	Deck Hand		(70,156)
4	-	4	5613	Wastewater Treatment Electrician Supervisor		(125,989)
57	-	57	5614	Wastewater Treatment Mechanic		(110,100)
34	-	34	5615-1	Wastewater Treatment Electrician I		(108,221)
6	-	6	5615-2	Wastewater Treatment Electrician II		(118,995)
5	-	5	5617	Wastewater Treatment Mechanic Supervisor		(134,362)
2	(2)	-	5853	Electric Pumping Plant Operator		(87,341)
4	-	4	5923	Building Operating Engineer		(104,128)
1	-	1	5925	Senior Building Operating Engineer		(121,584)
1	-	1	6145-2	Video Technician II	3086(2)	(64,435 - 96,820)
1	-	1	7211	Geographic Information Systems Chief	4672(2)	(97,551 - 146,535)

Bureau of Sanitation

Position Counts			Code	Title	2022-23 Salary Range and Annual Salary	
2021-22	Change	2022-23				
<u>GENERAL</u>						
<u>Regular Positions</u>						
1	-	1	7212-1	Office Engineering Technician I	2269(2)	(47,376 - 71,179)
6	-	6	7212-2	Office Engineering Technician II	2550(7)	(53,244 - 79,949)
2	-	2	7212-3	Office Engineering Technician III	2843(2)	(59,361 - 89,199)
17	-	17	7213	Geographic Information Systems Specialist	3596(2)	(75,084 - 112,793)
3	-	3	7214-1	Geographic Information Systems Supervisor I	3995(2)	(83,415 - 125,300)
1	-	1	7214-2	Geographic Information Systems Supervisor II	4324(2)	(90,285 - 135,657)
5	-	5	7225	Assistant Director Bureau of Sanitation	7227(2)	(150,899 - 226,694)
5	-	5	7230-2	Control Systems Engineering Associate II	3801(2)	(79,364 - 119,203)
3	-	3	7230-3	Control Systems Engineering Associate III	4229(2)	(88,301 - 132,650)
1	-	1	7232	Civil Engineering Drafting Technician	2610(2)	(54,496 - 81,891)
1	-	1	7236	Director Bureau of Sanitation		(305,286)
5	-	5	7237	Civil Engineer	4596(2)	(95,964 - 144,176)
8	-	8	7242-1	Shift Superintendent Wastewater Treatment I	4780(8)	(99,806 - 149,939)
3	-	3	7242-2	Shift Superintendent Wastewater Treatment II	5045(8)	(105,339 - 158,249)
1	(1)	-	7243-1	Control Systems Engineer I	4596(2)	(95,964 - 144,176)
-	1	1	7243-2	Control Systems Engineer II	5387(2)	(112,480 - 168,960)
23	-	23	7246-2	Civil Engineering Associate II	3801(2)	(79,364 - 119,203)
9	-	9	7246-3	Civil Engineering Associate III	4229(2)	(88,301 - 132,650)
2	-	2	7246-4	Civil Engineering Associate IV	4596(2)	(95,964 - 144,176)
5	(1)	4	7304-1	Environmental Supervisor I	4229(2)	(88,301 - 132,650)
4	1	5	7304-2	Environmental Supervisor II	4596(2)	(95,964 - 144,176)
12	-	12	7310-2	Environmental Specialist II	3801(2)	(79,364 - 119,203)
7	-	7	7310-3	Environmental Specialist III	4229(2)	(88,301 - 132,650)
4	-	4	7320	Environmental Affairs Officer	5214(2)	(108,868 - 163,553)
2	-	2	7525-2	Electrical Engineering Associate II	3801(2)	(79,364 - 119,203)
1	-	1	7525-4	Electrical Engineering Associate IV	4596(2)	(95,964 - 144,176)
1	-	1	7543-1	Building Electrical Engineer I	4863(2)	(101,539 - 152,507)
1	-	1	7554-2	Mechanical Engineering Associate II	3801(2)	(79,364 - 119,203)
1	-	1	7554-4	Mechanical Engineering Associate IV	4596(2)	(95,964 - 144,176)
1	-	1	7561-1	Building Mechanical Engineer I	4863(2)	(101,539 - 152,507)
1	-	1	7561-2	Building Mechanical Engineer II	5406(2)	(112,877 - 169,524)
14	-	14	7830	Senior Chemist	4229(2)	(88,301 - 132,650)
38	(11)	27	7833-2	Chemist II	3399(2)	(70,971 - 106,613)
-	11	11	7833-3	Chemist III	3907(2)	(81,578 - 122,565)

Bureau of Sanitation

Position Counts					2022-23 Salary Range and Annual Salary	
2021-22	Change	2022-23	Code	Title		
<u>GENERAL</u>						
<u>Regular Positions</u>						
3	-	3	7840-1	Wastewater Treatment Laboratory Manager I	4703(2)	(98,198 - 147,517)
3	-	3	7840-2	Wastewater Treatment Laboratory Manager II	5528(2)	(115,424 - 173,387)
1	-	1	7840-3	Wastewater Treatment Laboratory Manager III	6313(2)	(131,815 - 198,005)
1	-	1	7854-1	Laboratory Technician I	2269(2)	(47,376 - 71,179)
48	-	48	7854-2	Laboratory Technician II	2689(2)	(56,146 - 84,334)
15	-	15	7856-2	Water Biologist II	3400(2)	(70,992 - 106,675)
2	-	2	7856-3	Water Biologist III	3907(2)	(81,578 - 122,565)
3	-	3	7857-2	Water Microbiologist II	3400(2)	(70,992 - 106,675)
4	-	4	7859	Senior Water Biologist	4229(2)	(88,301 - 132,650)
1	-	1	7861	Senior Water Microbiologist	4229(2)	(88,301 - 132,650)
86	-	86	7871-2	Environmental Engineering Associate II	3801(2)	(79,364 - 119,203)
40	-	40	7871-3	Environmental Engineering Associate III	4229(2)	(88,301 - 132,650)
6	-	6	7871-4	Environmental Engineering Associate IV	4596(2)	(95,964 - 144,176)
36	-	36	7872	Environmental Engineer	4596(2)	(95,964 - 144,176)
14	-	14	7874	Senior Environmental Engineer	5406(2)	(112,877 - 169,524)
5	-	5	7875	Principal Environmental Engineer	6313(2)	(131,815 - 198,005)
1	-	1	7929-1	Landscape Architect I	4596(2)	(95,964 - 144,176)
1	-	1	7929-2	Landscape Architect II	4863(2)	(101,539 - 152,507)
1	-	1	7933-3	Landscape Architectural Associate III	4229(2)	(88,301 - 132,650)
2	-	2	7935-1	Graphics Supervisor I	4154(2)	(86,735 - 130,332)
2	-	2	9167-1	Senior Personnel Analyst I	4339(2)	(90,598 - 136,095)
26	-	26	9171-1	Senior Management Analyst I	4339(2)	(90,598 - 136,095)
7	-	7	9171-2	Senior Management Analyst II	5372(2)	(112,167 - 168,501)
3	-	3	9182	Chief Management Analyst	6313(2)	(131,815 - 198,005)
108	-	108	9184	Management Analyst	3528(2)	(73,664 - 110,643)
1	-	1	9230	Chief Financial Officer	7342(2)	(153,300 - 230,285)
1	-	1	9375	Director of Systems	6313(2)	(131,815 - 198,005)
3	-	3	9485	Senior Civil Engineer	5406(2)	(112,877 - 169,524)
3,156	-	3,156				

AS NEEDED

To be Employed As Needed in Such Numbers as Required

0717-2 Event Attendant II \$16.94/hr

Bureau of Sanitation

Position Counts

2021-22	Change	2022-23	Code	Title	2022-23 Salary Range and Annual Salary
---------	--------	---------	------	-------	--

AS NEEDED

To be Employed As Needed in Such Numbers as Required

1358	Administrative Clerk	1929(2)	(40,277 - 60,552)
1502	Student Professional Worker	1419(7)	(29,628 - 44,516)
1537	Project Coordinator	3303(2)	(68,966 - 103,606)
1542	Project Assistant	2511(2)	(52,429 - 78,780)
3112-6	Maintenance Laborer	2073(2)	(43,284 - 65,041)
3580-2	Refuse Collection Truck Operator II	2719(6)	(56,772 - 85,273)
7203-1	Student Engineer I	1574(7)	(32,865 - 49,381)
7203-2	Student Engineer II	1660(7)	(34,660 - 52,074)
7203-3	Student Engineer III	1759(7)	(36,727 - 55,185)
7203-4	Student Engineer IV	2497(7)	(52,137 - 78,320)

HIRING HALL

Hiring Hall to be Employed As Needed in Such Numbers as Required

0855	Air Conditioning Mechanic - Hiring Hall	\$46.83/hr
0858	Carpenter - Hiring Hall	\$47.16/hr
0858-C	Carpenter Apprentice - Hiring Hall	\$31.16/hr
0858-Z	City Craft Assistant - Hiring Hall	\$28.02/hr
0860-2	Cement Finisher II - Hiring Hall	\$43.33/hr
0869	Masonry Worker - Hiring Hall	\$39.26/hr
0870	Painter - Hiring Hall	\$33.40/hr
0872-3	Pipefitter III - Hiring Hall	\$48.77/hr
0874-2	Plumber II - Hiring Hall	\$48.77/hr
0882	Wastewater Treatment Electrician - Hiring Hall	\$48.79/hr
0897	Equipment Operating Engineer - Hiring Hall	\$18/hr
0898	Operating Engineer - Hiring Hall	\$46.98/hr

SEASONAL

Seasonal Positions

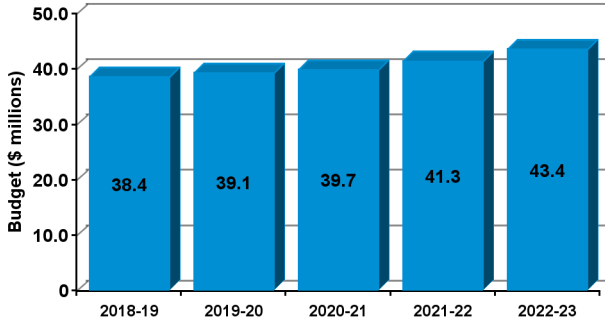
80	-	80	3112-6	Maintenance Laborer	2073(2)	(43,284 - 65,041)
3	-	3	3525-6	Equipment Operator		(112,501)
160	-	160	3580-2	Refuse Collection Truck Operator II	2719(6)	(56,772 - 85,273)
243	-	243				

BUREAU OF STREET LIGHTING

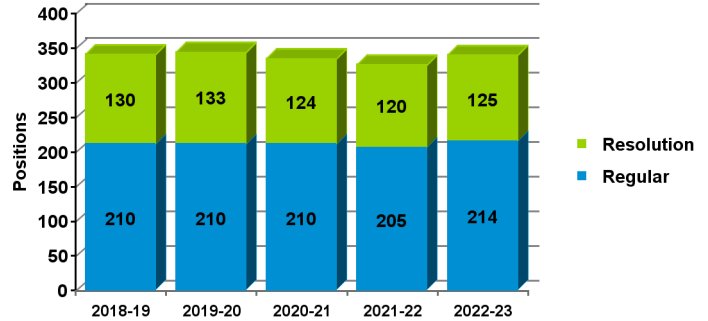
2022-23 Proposed Budget

FIVE-YEAR HISTORY OF BUDGET AND POSITION AUTHORITIES

FIVE-YEAR BUDGET HISTORY



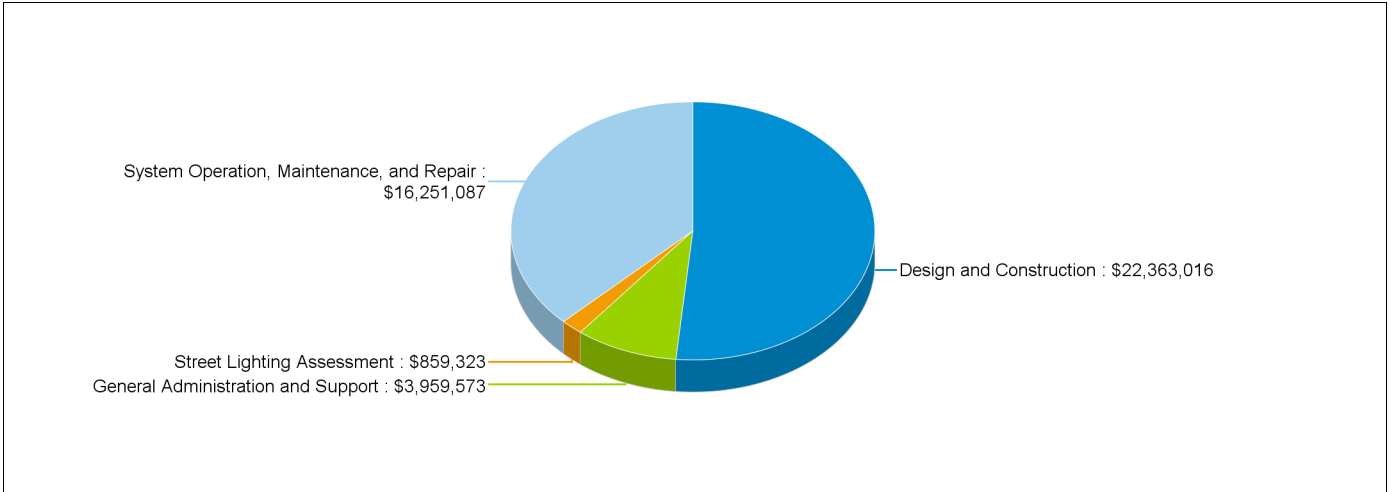
FIVE-YEAR POSITION AUTHORITY HISTORY



SUMMARY OF 2022-23 PROPOSED BUDGET CHANGES

	Total Budget			General Fund				Special Fund			
		Regular	Resolution		Regular	Resolution		Regular	Resolution		
2021-22 Adopted	\$41,267,054	205	120	\$3,073,255	7.4%	-	16	\$38,193,799	92.6%	205	104
2022-23 Proposed	\$43,432,999	214	125	\$143,750	0.3%	-	1	\$43,289,249	99.7%	214	124
Change from Prior Year	\$2,165,945	9	5	(\$2,929,505)		-	(15)	\$5,095,450		9	20

2022-23 FUNDING DISTRIBUTION BY PROGRAM



MAIN BUDGET ITEMS

	Funding	Positions
* Smart City and Street Lighting Technology Initiatives	\$1,050,554	-
* Co-Location Small Cell Communication	\$6,376,096	-
* Copper Wire Theft Replacement Program	\$4,676,694	8

Recapitulation of Changes

	Adopted Budget 2021-22	Total Budget Changes	Total Budget 2022-23
EXPENDITURES AND APPROPRIATIONS			
Salaries			
Salaries General	30,013,697	2,283,161	32,296,858
Overtime General	821,000	200,000	1,021,000
Hiring Hall Salaries	2,770,968	128,194	2,899,162
Benefits Hiring Hall	1,984,825	34,591	2,019,416
Total Salaries	<u>35,590,490</u>	<u>2,645,946</u>	<u>38,236,436</u>
Expense			
Printing and Binding	12,500	-	12,500
Contractual Services	1,308,400	(750,000)	558,400
Field Equipment Expense	10,000	-	10,000
Transportation	1,000	-	1,000
Office and Administrative	408,514	-	408,514
Operating Supplies	2,505,150	89,999	2,595,149
Total Expense	<u>4,245,564</u>	<u>(660,001)</u>	<u>3,585,563</u>
Equipment			
Furniture, Office, and Technical Equipment	1,000	-	1,000
Total Equipment	<u>1,000</u>	<u>-</u>	<u>1,000</u>
Special			
St. Lighting Improvements and Supplies	1,430,000	180,000	1,610,000
Total Special	<u>1,430,000</u>	<u>180,000</u>	<u>1,610,000</u>
Total Bureau of Street Lighting	<u>41,267,054</u>	<u>2,165,945</u>	<u>43,432,999</u>

Recapitulation of Changes

	Adopted Budget 2021-22	Total Budget Changes	Total Budget 2022-23
SOURCES OF FUNDS			
General Fund	3,073,255	(2,929,505)	143,750
Special Gas Tax Improvement Fund (Sch. 5)	3,460,511	3,374,836	6,835,347
Sewer Capital Fund (Sch. 14)	200,878	11,360	212,238
Street Lighting Maintenance Assessment Fund (Sch. 19)	29,990,173	2,000,483	31,990,656
Proposition C Anti-Gridlock Transit Fund (Sch. 27)	3,065,343	(68,943)	2,996,400
Street Banners Revenue Trust Fund (Sch. 29)	100,539	5,679	106,218
Measure R Local Return Fund (Sch. 49)	485,403	1,812	487,215
Measure M Local Return Fund (Sch. 52)	890,952	(229,777)	661,175
Total Funds	41,267,054	2,165,945	43,432,999
Percentage Change			5.25%
Positions	205	9	214

Changes Applicable to Various Programs

The following changes involve two or more budgetary programs. These changes are explained below and apportioned as single entries in the affected programs. Single-program changes are shown only in the programs involved.

Program Changes	Direct Cost	Positions	Total Cost
Changes in Salaries, Expense, Equipment, and Special Obligatory Changes			
1. 2021-22 Employee Compensation Adjustment Related costs consist of employee benefits. <i>SG: \$729,617</i> <i>Related Costs: \$253,978</i>	729,617	-	983,595
2. 2022-23 Employee Compensation Adjustment Related costs consist of employee benefits. <i>SG: \$454,544</i> <i>Related Costs: \$9,749</i>	454,544	-	464,293
3. Full Funding for Partially Financed Positions Related costs consist of employee benefits. <i>SG: \$400,000</i> <i>Related Costs: \$139,240</i>	400,000	-	539,240
4. Salary Step and Turnover Effect Related costs consist of employee benefits. <i>SG: \$79,689</i> <i>Related Costs: \$26,897</i>	79,689	-	106,586

Program Changes	Direct Cost	Positions	Total Cost
Changes in Salaries, Expense, Equipment, and Special			
Deletion of One-Time Services			
<p>5. Deletion of Funding for Resolution Authorities</p> <p>Delete funding for 120 resolution authority positions. An additional four positions were approved during 2021-22. Resolution authorities are reviewed annually and continued only if sufficient funding is available to maintain the current service level. Related costs consist of employee benefits.</p> <p>Nine positions continued as regular positions: Copper Wire Theft Replacement Program (Eight positions) Financial Management (One position)</p> <p>111 positions are continued: Smart City and Street Lighting Technology Initiatives (Four positions) Co-Location Small Cell Communication (44 positions) Transportation Grant Annual Work Program (11 positions) Vision Zero (Seven positions) Metro Annual Work Program (14 positions) Traffic Signal Support Program (Five positions) Electric Vehicle Charging Stations (Two positions) LAWA Landside Access Modernization Project (One position) Utility Lighting Requests (One position) Street Lighting Maintenance Support (Four positions) Copper Wire Theft Replacement Program Additional Support (16 positions) Computer Systems Support (One position) Office of Digital Inclusion Support (One position)</p> <p>Four positions approved during 2021-22 are continued: Street Lighting Maintenance Additional Support (Four positions) <i>SG: (\$9,810,853)</i> <i>Related Costs: (\$4,873,265)</i></p>	(9,810,853)	-	(14,684,118)
<p>6. Deletion of One-Time Salary Funding</p> <p>Delete one-time Salaries General funding. <i>SG: (\$1,284,105)</i></p>	(1,284,105)	-	(1,284,105)
<p>7. Deletion of One-Time Expense Funding</p> <p>Delete one-time Hiring Hall Salaries, Benefits Hiring Hall, Overtime General, and expense funding. <i>SHH: (\$2,591,768) SHHFB: (\$1,864,025) SOT: (\$650,000)</i> <i>EX: (\$3,199,500)</i></p>	(8,305,293)	-	(8,305,293)

Bureau of Street Lighting

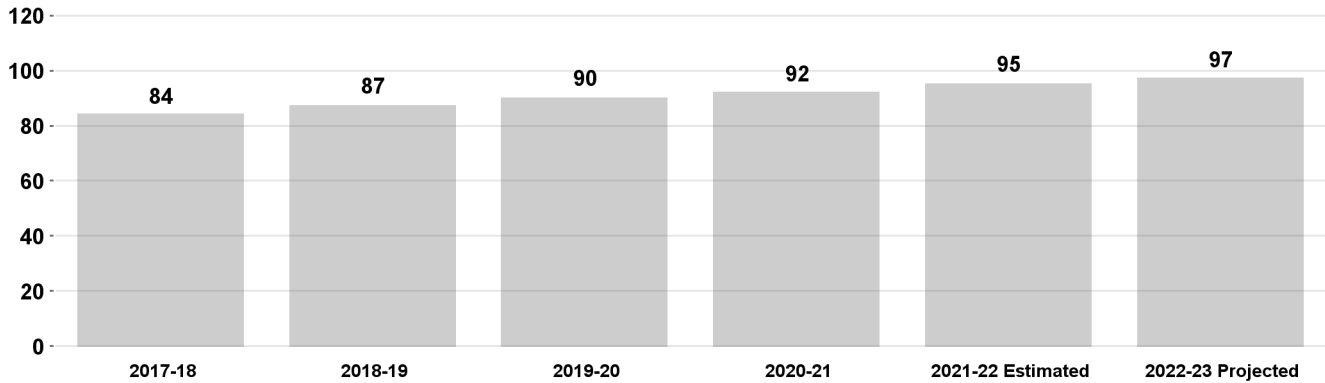
Program Changes	Direct Cost	Positions	Total Cost
Changes in Salaries, Expense, Equipment, and Special			
Deletion of One-Time Services			
8. Deletion of One-Time Special Funding	(1,250,000)	-	(1,250,000)
Delete one-time Street Lighting Improvements and Supplies Account funding. <i>SP: (\$1,250,000)</i>			
TOTAL CHANGES APPLICABLE TO VARIOUS PROGRAMS	<u>(18,986,401)</u>	<u>-</u>	

Design and Construction

Priority Outcome: Create a more livable and sustainable city

This program designs and constructs new lighting systems, rehabilitates and replaces deteriorated lighting systems, and supports other departments and agencies with their street lighting designs. These street lighting improvements are all designed according to nationally accepted standards which increase the safety for all the residents in the City. This program promotes regional public spaces that enhance economic development, streetscapes, and walkability. Lit areas create a safe and inviting atmosphere for shoppers, diners, cyclists, and transit users, which can have a positive economic impact on a community.

Percentage of Streetlights Converted to LED



Program Changes	Direct Cost	Positions	Total Cost
Changes in Salaries, Expense, Equipment, and Special			
Apportionment of Changes Applicable to Various Programs	(14,053,543)	-	(17,676,469)
Related costs consist of employee benefits.			
SG: (\$7,777,952) SHH: (\$1,930,296) SHHFB: (\$1,428,395)			
SOT: (\$100,000) EX: (\$2,816,900)			
Related Costs: (\$3,622,926)			
Continuation of Services			
9. Smart City and Street Lighting Technology Initiatives	1,050,554	-	1,268,894
Continue funding and resolution authority for four positions consisting of one Street Lighting Engineer, one Street Lighting Engineering Associate (SLEA) III, and two SLEA IIs to support street lighting technology initiatives. Continue one-time funding in the Hiring Hall Salaries (\$335,996) and Benefits Hiring Hall (\$251,012) accounts to support this program. Funding is provided by the Street Lighting Maintenance Assessment Fund. Related costs consist of employee benefits.			
SG: \$463,546 SHH: \$335,996 SHHFB: \$251,012			
Related Costs: \$218,340			

Design and Construction

Program Changes	Direct Cost	Positions	Total Cost
Changes in Salaries, Expense, Equipment, and Special			
Continuation of Services			
10. Co-Location Small Cell Communication Continue funding and resolution authority for 44 positions consisting of one Street Lighting Engineer, one Street Lighting Engineering Associate (SLEA) IV, two SLEA IIIs, three SLEA IIs, two Civil Engineering Drafting Technicians, one Management Assistant, one Administrative Clerk, three Street Lighting Electrician Supervisors, eight Street Lighting Electricians, one Assistant Street Lighting Electrician, nine Electrical Craft Helpers, one Storekeeper II, one Cement Finisher Supervisor, one Cement Finisher, one Cement Finisher Worker, one Welder, six Maintenance and Construction Helpers, and one Street Lighting Construction and Maintenance Superintendent I. Continue one-time funding in the Overtime (\$100,000), Hiring Hall Salaries (\$705,805), Hiring Hall Benefits (\$456,270), Office and Administrative (\$7,000), and Operating Supplies (\$1,301,900) accounts. Funding is provided by the Street Lighting Maintenance Assessment Fund and costs will be fully reimbursed by the telecommunication companies. Funding for supplies (\$1,355,423) is provided as an appropriation in the Street Lighting Maintenance Assessment Fund. Related costs consist of employee benefits. <i>SG: \$3,805,121 SHH: \$705,805 SHHFB: \$456,270</i> <i>SOT: \$100,000 EX: \$1,308,900</i> <i>Related Costs: \$1,951,343</i>	6,376,096	-	8,327,439
11. Accelerated High Voltage Conversion Program Continue one-time funding in the Hiring Hall Salaries (\$1,007,989), Hiring Hall Benefits (\$753,037), and Operating Supplies (\$124,800) accounts to support the High Voltage Conversion Program. This Program reduces energy consumption and increases the safety of the circuits. Funding is provided by the Street Lighting Maintenance Assessment Fund. <i>SHH: \$1,007,989 SHHFB: \$753,037 EX: \$124,800</i>	1,885,826	-	1,885,826

Design and Construction

Program Changes	Direct Cost	Positions	Total Cost
Changes in Salaries, Expense, Equipment, and Special			
Continuation of Services			
12. Transportation Grant Annual Work Program Continue funding and resolution authority for 11 positions consisting of one Street Lighting Engineer, one Street Lighting Engineering Associate (SLEA) III, three SLEA IIs, one Management Analyst, one Street Lighting Electrician Supervisor, two Street Lighting Electricians, and two Electrical Craft Helpers to support the Transportation Grant Annual Work Program. Continue one-time funding in the Office and Administrative (\$4,500) and Operating Supplies (\$226,200) accounts. Funding is provided by the Proposition C Anti-Gridlock Transit Fund and the costs will be reimbursed as part of the Transportation Grant Annual Work Program. See related Department of Transportation, Bureaus of Contract Administration, Engineering, and Street Services items. Related costs consist of employee benefits. <i>SG: \$1,120,880 EX: \$230,700</i> <i>Related Costs: \$546,873</i>	1,351,580	-	1,898,453
13. Vision Zero Continue funding and resolution authority for four positions consisting of two Street Lighting Electricians and two Electrical Craft Helpers. Continue resolution authority for three positions consisting of two Street Lighting Electricians and one Electrical Craft Helper. These positions provide design, coordination, and construction engineering services for various street lighting projects to implement the Vision Zero Program. Continue one-time funding in the Operating Supplies Account. Funding is provided by the Measure R Local Return Fund. Funding for two Street Lighting Electricians and one Electrical Craft Helper will be provided through interim appropriations from the Measure M Local Return Fund. See related Bureaus of Engineering and Street Services and Department of Transportation items. Related costs consist of employee benefits. <i>SG: \$347,516 EX: \$139,699</i> <i>Related Costs: \$177,950</i>	487,215	-	665,165

Design and Construction

Program Changes	Direct Cost	Positions	Total Cost
Changes in Salaries, Expense, Equipment, and Special			
Continuation of Services			
14. Metro Annual Work Program Continue funding and resolution authority for 14 positions consisting of one Street Lighting Engineer, one Street Lighting Engineering Associate (SLEA) IV, two SLEA IIIs, six SLEA IIs, three Civil Engineering Drafting Technicians, and one Management Analyst. These positions support the Los Angeles Metropolitan Transportation Authority (Metro) Annual Work Program. Front funding is provided by the Proposition C Anti-Gridlock Transit Improvement Fund (\$752,502) and the Measure M Local Return Fund (\$661,175), and the costs will be fully reimbursed by Metro. See related Bureaus of Contract Administration, Engineering, and Street Services, and Department of Transportation items. Related costs consist of employee benefits. <i>SG: \$1,413,677</i> <i>Related Costs: \$691,531</i>	1,413,677	-	2,105,208
15. Traffic Signal Support Program Continue funding and resolution authority for five positions consisting of one Street Lighting Engineer, one Street Lighting Engineering Associate (SLEA) III, two SLEA IIs, and one Civil Engineering Drafting Technician for traffic signal support, including the installation of new signals and signal modifications. Funding is provided by the Proposition C Anti-Gridlock Transit Improvement Fund. Related costs consist of employee benefits. <i>SG: \$530,352</i> <i>Related Costs: \$255,841</i>	530,352	-	786,193
16. Electric Vehicle Charging Stations Continue funding and resolution authority for two positions consisting of one Street Lighting Electrician and one Electrical Craft Helper to install and maintain electric vehicle charging stations on existing streetlight poles. Continue one-time funding in the Operating Supplies Account for vehicle rentals and pavement striping. Funding is provided by the Special Gas Tax Improvement Fund. Related costs consist of employee benefits. <i>SG: \$173,757 EX: \$96,700</i> <i>Related Costs: \$88,975</i>	270,457	-	359,432

Design and Construction

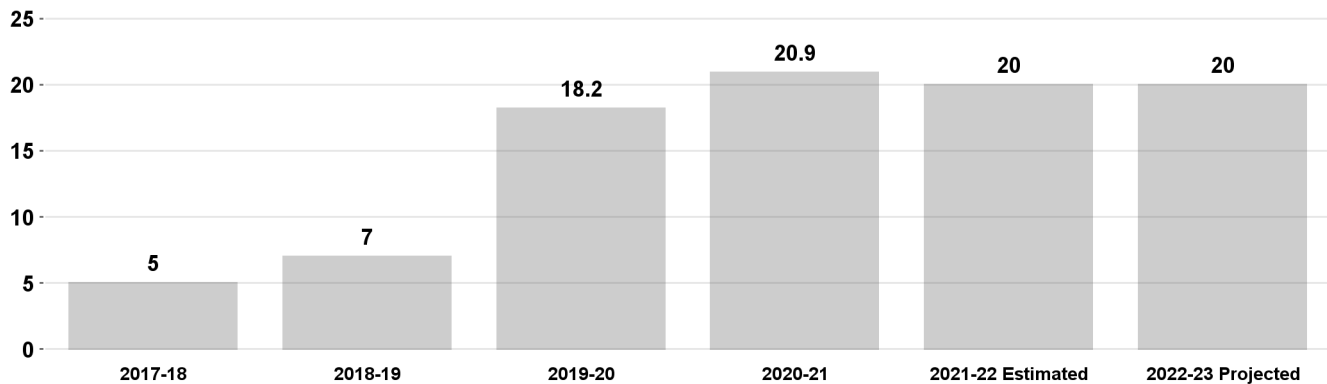
Program Changes	Direct Cost	Positions	Total Cost
Changes in Salaries, Expense, Equipment, and Special			
Continuation of Services			
17. LAWA Landside Access Modernization Project Continue funding and resolution authority for one Street Lighting Engineer to support the Los Angeles World Airports (LAWA) Landside Access Modernization Program. Funding is provided by the Street Lighting Maintenance Assessment Fund and is fully reimbursed by LAWA and permitting fees. Related costs consist of employee benefits. <i>SG: \$136,640</i> <i>Related Costs: \$61,809</i>	136,640	-	198,449
18. Utility Lighting Requests Continue funding and resolution authority for one Street Lighting Engineering Associate II to respond to requests for streetlights on utility poles from the Department of Water and Power (DWP). Funding is provided by the Street Lighting Maintenance Assessment Fund and fully reimbursed by DWP. Related costs consist of employee benefits. <i>SG: \$101,727</i> <i>Related Costs: \$49,656</i>	101,727	-	151,383
Increased Services			
19. Electric Vehicle Charging Stations Project Enhancement Add six-months funding and resolution authority for three positions consisting of one Street Lighting Engineering Associate II, one Street Lighting Electrician, and one Electrical Craft Helper to install and maintain electric vehicle charging stations on existing street light poles. Funding is provided by the Special Gas Tax Improvement Fund. Related costs consist of employee benefits. <i>SG: \$137,744</i> <i>Related Costs: \$90,684</i>	137,744	-	228,428
20. Co-Location Small Cell Communication Support Add one-time funding in the Overtime General Account for the design and construction of co-location small cell sites. Funding is provided by Street Lighting Maintenance Assessment Fund and is fully reimbursed by the telecommunication companies. <i>SOT: \$100,000</i>	100,000	-	100,000
TOTAL Design and Construction	(211,675)	-	
2021-22 Program Budget	22,574,691	78	
Changes in Salaries, Expense, Equipment, and Special	(211,675)	-	
2022-23 PROGRAM BUDGET	22,363,016	78	

System Operation, Maintenance, and Repair

Priority Outcome: Ensure our communities are the safest in the nation

This program is responsible for the maintenance, repair, and operation of more than 210,000 streetlights in the City of Los Angeles, providing construction support for various street lighting projects, overseeing fleet coordination and warehouse activities, and coordinating with engineering for testing and equipment evaluations. This program ensures that street lights are effectively lighting roads to enhance public safety.

Single Streetlight Outage Response Time (in working days)



Program Changes	Direct Cost	Positions	Total Cost
Changes in Salaries, Expense, Equipment, and Special			
Apportionment of Changes Applicable to Various Programs	(4,571,530)	-	(5,336,170)
Related costs consist of employee benefits.			
SG: (\$1,291,828) SHH: (\$661,472) SHHFB: (\$435,630)			
SOT: (\$550,000) EX: (\$382,600) SP: (\$1,250,000)			
Related Costs: (\$764,640)			
Continuation of Services			
21. Street Lighting Maintenance Support	682,578	-	876,352
Continue funding and resolution authority for four positions consisting of one Senior Painter, one Painter, and two Street Lighting Electricians to provide maintenance support. Continue one-time funding in the Hiring Hall Salaries (\$199,185) and Hiring Hall Benefits (\$90,421) accounts. Funding is provided by the Street Lighting Maintenance Assessment Fund. Related costs consist of employee benefits.			
SG: \$392,972 SHH: \$199,185 SHHFB: \$90,421			
Related Costs: \$193,774			
22. Underground Substructure Locate and Mark	307,763	-	307,763
Continue one-time funding to the Hiring Hall Salaries (\$143,993), Hiring Hall Benefits (\$124,870), and Operating Supplies (\$38,900) accounts to support the Locate and Mark Program. This program responds to requests from excavators to mark the location of underground substructures prior to digging. Funding is provided by the Street Lighting Maintenance Assessment Fund.			
SHH: \$143,993 SHHFB: \$124,870 EX: \$38,900			

System Operation, Maintenance, and Repair

Program Changes	Direct Cost	Positions	Total Cost
Changes in Salaries, Expense, Equipment, and Special			
Continuation of Services			
23. Fleet Leasing Continue one-time funding in the Operating Supplies Account for the lease and maintenance of six vehicles and maintenance equipment to support field operations. Funding is provided by the Street Lighting Maintenance Assessment Fund. <i>EX: \$177,800</i>	177,800	-	177,800
24. Copper Wire Theft Replacement Program Continue funding and resolution authority for 16 positions consisting of one Street Lighting Engineer, one Street Lighting Engineering Associate II, one Management Analyst, four Street Lighting Electricians, one Assistant Street Lighting Electrician, four Electrical Craft Helpers, two Welders, and two Cement Finisher Workers and continue funding and add regular authority for eight positions consisting of one Cement Finisher Worker, two Street Lighting Electricians, one Electrical Craft Helper, two Welders, one Street Lighting Electrician Supervisor, one Assistant Street Lighting Electrician to support the replacement of copper wire stolen from streetlights and street lighting facilities and the reinforcement of pull boxes. Continue one-time funding in the Hiring Hall Salaries (\$326,994), Hiring Hall Benefits (\$223,006), Overtime General (\$550,000), Contractual Services (\$172,000), and Street Lighting Supplies (\$1,250,000) accounts. Funding is provided by the Street Lighting Maintenance Assessment Fund (\$172,000) and the Special Gas Tax Improvement Fund (\$4,504,694). Related costs consist of employee benefits. <i>SG: \$2,154,694 SHH: \$326,994 SHHFB: \$223,006 SOT: \$550,000 EX: \$172,000 SP: \$1,250,000</i> <i>Related Costs: \$1,091,929</i>	4,676,694	8	5,768,623
25. Street Lighting Maintenance Additional Support Add funding and continue resolution authority for four Maintenance Laborer positions to provide maintenance support. These positions were approved during 2021-22 (C.F. 21-1362). Funding is provided by the Street Lighting Maintenance Assessment Fund. Related costs consist of employee benefits. <i>SG: \$201,601</i> <i>Related Costs: \$127,157</i>	201,601	-	328,758

System Operation, Maintenance, and Repair

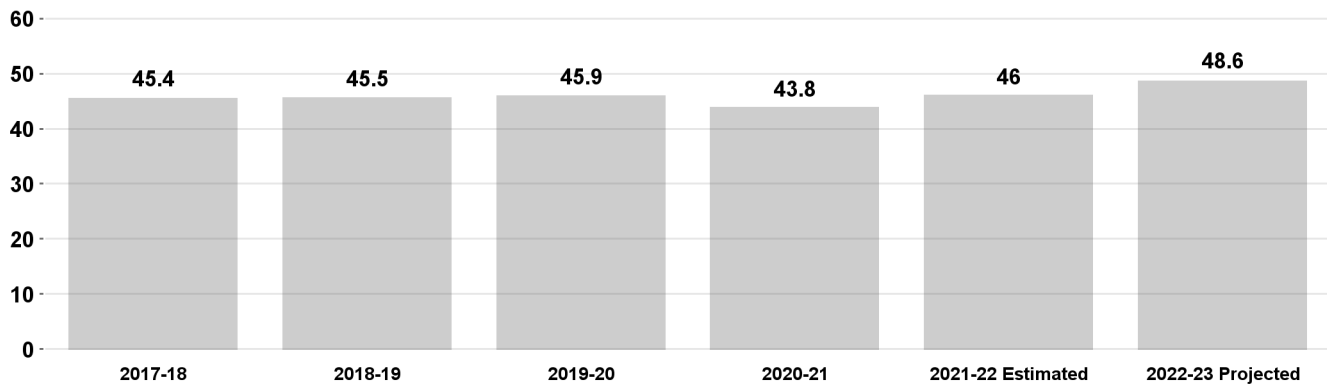
Program Changes	Direct Cost	Positions	Total Cost
Changes in Salaries, Expense, Equipment, and Special			
Increased Services			
26. Copper Wire Theft Replacement Program Enhancement Add six-months funding and resolution authority for four positions consisting of one Street Lighting Electrician, one Assistant Street Lighting Electrician, one Electrical Craft Helper, and one Mechanical Helper to support the replacement of copper wire stolen from streetlights and street lighting facilities and the reinforcement of pull boxes. Add one-time funding in the Overtime General (\$100,000), and Operating Supplies (\$180,000) accounts. Funding is provided by the Special Gas Tax Improvement Fund. Related costs consist of employee benefits. <i>SG: \$153,412 SOT: \$100,000 SP: \$180,000</i> <i>Related Costs: \$110,383</i>	433,412	-	543,795
TOTAL System Operation, Maintenance, and Repair	1,908,318	8	
2021-22 Program Budget	14,342,769	92	
Changes in Salaries, Expense, Equipment, and Special	1,908,318	8	
2022-23 PROGRAM BUDGET	16,251,087	100	

Street Lighting Assessment

Priority Outcome: Make Los Angeles the best run big city in America

This program is responsible for coordinating and processing street lighting maintenance assessments for over 550,000 parcels, preparing ordinances, ballots, and mapping to create new assessment districts on an annual basis. Assessments provide funding needed to install, power, and maintain street lights to ensure safe communities and livable neighborhoods.

Street Lighting Maintenance Assessment Fund Revenue (in millions)



Program Changes	Direct Cost	Positions	Total Cost
Changes in Salaries, Expense, Equipment, and Special			
Apportionment of Changes Applicable to Various Programs	(68,934)	-	(57,009)
Related costs consist of employee benefits.			
SG: (\$68,934)			
Related Costs: \$11,925			
New Services			
27. Street Lighting Assessment Staffing	50,864	-	82,815
Add six-months funding and resolution authority for one Street Lighting Engineering Associate II to provide support to the Street Lighting Assessment program. Funding is provided by the Street Lighting Maintenance Assessment Fund. Related costs consist of employee benefits.			
SG: \$50,864			
Related Costs: \$31,951			
TOTAL Street Lighting Assessment	(18,070)	-	
2021-22 Program Budget	877,393	8	
Changes in Salaries, Expense, Equipment, and Special	(18,070)	-	
2022-23 PROGRAM BUDGET	859,323	8	

General Administration and Support

This program provides executive, technical, and administrative support. General administrative support includes budget preparation, finance and accounting, and clerical support. Technical program support includes information technology support for all engineering and field operations, maintenance of the street lighting mapping system, asset maintenance system, outage applications, and as-built street lighting projects.

Program Changes	Direct Cost	Positions	Total Cost
Changes in Salaries, Expense, Equipment, and Special			
Apportionment of Changes Applicable to Various Programs	(292,394)	-	(360,154)
Related costs consist of employee benefits.			
SG: (\$292,394)			
Related Costs: (\$67,760)			
Continuation of Services			
28. Financial Management	143,750	1	208,034
Continue funding and add regular authority for one Senior Management Analyst II to provide oversight for the Department's Financial Section. Funding is provided by the Street Lighting Maintenance Assessment Fund. Related costs consist of employee benefits.			
SG: \$143,750			
Related Costs: \$64,284			
29. Computer Systems Support	145,859	-	210,878
Continue funding and resolution authority for one Senior Systems Analyst II to manage in-house computer systems. Funding is provided by the Street Lighting Maintenance Assessment Fund. Related costs consist of employee benefits.			
SG: \$145,859			
Related Costs: \$65,019			
30. Office of Digital Inclusion Director	143,750	-	208,034
Add funding and continue resolution authority for one Senior Management Analyst II to develop and implement digital inclusion projects. Related costs consist of employee benefits.			
SG: \$143,750			
Related Costs: \$64,284			

General Administration and Support

Program Changes	Direct Cost	Positions	Total Cost
Changes in Salaries, Expense, Equipment, and Special			
Increased Services			
31. Computer Systems Increased Support Add six-months funding and resolution authority for one Systems Programmer I, subject to pay grade determination by the City Administrative Officer, Employee Relations Division, to evaluate and manage information technology and security policies. Funding is provided by the Street Lighting Maintenance Assessment Fund. Related costs consist of employee benefits. <i>SG: \$54,173</i> <i>Related Costs: \$33,103</i>	54,173	-	87,276
32. Office of Digital Inclusion Support Add six-months funding and resolution authority for one Management Analyst for the deployment of new programs to expand broadband services to low-income communities. Add one-time funding in the Contractual Services Account. Funding is provided by the Street Lighting Maintenance Assessment Fund. Related costs consist of employee benefits. <i>SG: \$42,234 EX: \$250,000</i> <i>Related Costs: \$28,947</i>	292,234	-	321,181
TOTAL General Administration and Support	487,372	1	
2021-22 Program Budget	3,472,201	27	
Changes in Salaries, Expense, Equipment, and Special	487,372	1	
2022-23 PROGRAM BUDGET	3,959,573	28	

**BUREAU OF STREET LIGHTING
DETAIL OF CONTRACTUAL SERVICES ACCOUNT**

2020-21 Actual Expenditures	2021-22 Adopted Budget	2021-22 Estimated Expenditures	Program/Code/Description	2022-23 Contract Amount
Design and Construction - AJ8401				
\$ 3,106	\$ 5,000	\$ 3,000	1. Copier rental.....	\$ 5,000
-	1,000,000	1,000,000	2. Asset Management System.....	-
85,303	1,500	50,000	3. Miscellaneous contractual services.....	1,500
<u>\$ 88,409</u>	<u>\$ 1,006,500</u>	<u>\$ 1,053,000</u>	Design and Construction Total	<u>\$ 6,500</u>
System Operation, Maintenance, and Repair - AJ8402				
\$ 8,598	\$ 5,000	\$ 9,000	4. Ice maker (Raymer Street Yard).....	\$ 5,000
44,046	55,000	50,000	5. Safe digging alert services.....	55,000
152,681	172,000	166,000	6. Security services.....	172,000
-	43,000	-	7. Locate and mark	43,000
3,422	5,000	4,000	8. Copier rental.....	5,000
14,167	1,000	15,000	9. Miscellaneous contractual services.....	1,000
<u>\$ 222,914</u>	<u>\$ 281,000</u>	<u>\$ 244,000</u>	System Operation, Maintenance, and Repair Total	<u>\$ 281,000</u>
Street Lighting Assessment - AJ8403				
\$ 519	\$ 1,000	\$ 1,000	10. Copier rental.....	\$ 1,000
-	11,000	-	11. Miscellaneous contractual services.....	11,000
-	400	-	12. Microfiche services (County Assessment Maps).....	400
<u>\$ 519</u>	<u>\$ 12,400</u>	<u>\$ 1,000</u>	Street Lighting Assessment Total	<u>\$ 12,400</u>
General Administration and Support - AJ8450				
\$ 1,881	\$ 4,000	\$ 2,000	13. Copier rental.....	\$ 4,000
9,687	4,500	10,000	14. Miscellaneous contractual services.....	254,500
<u>\$ 11,568</u>	<u>\$ 8,500</u>	<u>\$ 12,000</u>	General Administration and Support Total	<u>\$ 258,500</u>
<u>\$ 323,410</u>	<u>\$ 1,308,400</u>	<u>\$ 1,310,000</u>	TOTAL CONTRACTUAL SERVICES ACCOUNT	<u>\$ 558,400</u>

Bureau of Street Lighting

Position Counts			Code	Title	2022-23 Salary Range and Annual Salary	
2021-22	Change	2022-23				
<u>GENERAL</u>						
<u>Regular Positions</u>						
1	-	1	1117-2	Executive Administrative Assistant II	3112(2)	(64,978 - 97,614)
1	-	1	1117-3	Executive Administrative Assistant III	3338(2)	(69,697 - 104,671)
1	-	1	1170	Payroll Supervisor	3409(2)	(71,179 - 106,926)
3	-	3	1223	Accounting Clerk	2511(2)	(52,429 - 78,780)
3	-	3	1358	Administrative Clerk	1929(2)	(40,277 - 60,552)
3	-	3	1368	Senior Administrative Clerk	2379(2)	(49,673 - 74,646)
1	-	1	1409-1	Information Systems Manager I	5714(2)	(119,308 - 179,233)
2	-	2	1539	Management Assistant	2511(2)	(52,429 - 78,780)
3	-	3	1596	Systems Analyst	3528(2)	(73,664 - 110,643)
4	-	4	1597-1	Senior Systems Analyst I	4171(2)	(87,090 - 130,854)
1	-	1	1832-1	Warehouse and Toolroom Worker I	2036(2)	(42,511 - 63,892)
1	-	1	1835-2	Storekeeper II	2379(2)	(49,673 - 74,646)
1	-	1	1837	Senior Storekeeper	2932(2)	(61,220 - 91,934)
3	-	3	3115	Maintenance and Construction Helper	2036(2)	(42,511 - 63,892)
-	1	1	3351	Cement Finisher Worker	2390(2)	(49,903 - 75,000)
1	-	1	3353	Cement Finisher		(87,174)
1	-	1	3771	Mechanical Helper	2144(2)	(44,766 - 67,275)
2	2	4	3796	Welder		(94,210)
32	1	33	3799	Electrical Craft Helper		(70,073)
23	1	24	3809	Assistant Street Lighting Electrician		(83,269)
29	2	31	3811	Street Lighting Electrician		(102,708)
2	-	2	3820-1	Street Lighting Construction and Maintenance Supt I	4698(2)	(98,094 - 147,371)
1	-	1	3820-2	Street Lighting Construction and Maintenance Supt II	5236(2)	(109,327 - 164,242)
6	1	7	3840	Street Lighting Electrician Supervisor		(117,992)
1	-	1	7212-2	Office Engineering Technician II	2550(7)	(53,244 - 79,949)
3	-	3	7212-3	Office Engineering Technician III	2843(2)	(59,361 - 89,199)
4	-	4	7213	Geographic Information Systems Specialist	3596(2)	(75,084 - 112,793)
1	-	1	7214-1	Geographic Information Systems Supervisor I	3995(2)	(83,415 - 125,300)
4	-	4	7232	Civil Engineering Drafting Technician	2610(2)	(54,496 - 81,891)
31	-	31	7527-2	Street Lighting Engineering Associate II	3801(2)	(79,364 - 119,203)
14	-	14	7527-3	Street Lighting Engineering Associate III	4229(2)	(88,301 - 132,650)
1	-	1	7527-4	Street Lighting Engineering Associate IV	4596(2)	(95,964 - 144,176)
2	-	2	7536	Assistant Director Bureau of Street Lighting	6954(2)	(145,199 - 218,133)
6	-	6	7537	Street Lighting Engineer	4596(2)	(95,964 - 144,176)

Bureau of Street Lighting

Position Counts					2022-23 Salary Range and Annual Salary	
2021-22	Change	2022-23	Code	Title		
<u>GENERAL</u>						
<u>Regular Positions</u>						
5	-	5	9171-1	Senior Management Analyst I	4339(2)	(90,598 - 136,095)
-	1	1	9171-2	Senior Management Analyst II	5372(2)	(112,167 - 168,501)
1	-	1	9182	Chief Management Analyst	6313(2)	(131,815 - 198,005)
3	-	3	9184	Management Analyst	3528(2)	(73,664 - 110,643)
1	-	1	9265	Director of Street Lighting		(256,594)
3	-	3	9536	Senior Street Lighting Engineer	5406(2)	(112,877 - 169,524)
205	9	214				

AS NEEDED

To be Employed As Needed in Such Numbers as Required

1358	Administrative Clerk	1929(2)	(40,277 - 60,552)
1501	Student Worker	\$16.42/hr	
1535-1	Administrative Intern I	1594(9)	(33,282 - 50,007)
3112	Maintenance Laborer	1922(2)	(40,131 - 60,259)
3115	Maintenance and Construction Helper	2036(2)	(42,511 - 63,892)
3353	Cement Finisher		(87,174)
3796	Welder		(94,210)
3799	Electrical Craft Helper		(70,073)
3811	Street Lighting Electrician		(102,708)

HIRING HALL

Hiring Hall to be Employed As Needed in Such Numbers as Required

0860-1	Cement Finisher I - Hiring Hall	\$15.39/hr
0860-2	Cement Finisher II - Hiring Hall	\$43.33/hr
0862	Electrical Craft Helper - Hiring Hall	\$36.46/hr
0870	Painter - Hiring Hall	\$33.40/hr
0879	Street Lighting Electrician - Hiring Hall	\$48.61/hr

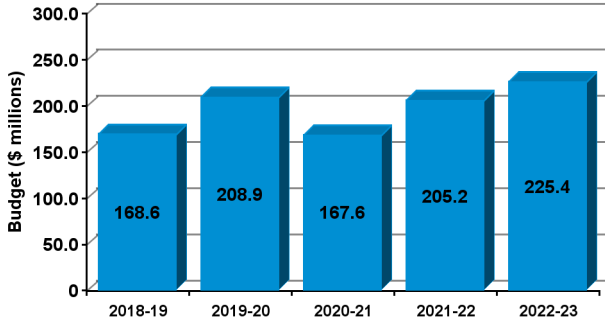
	<u>Regular Positions</u>
Total	214

BUREAU OF STREET SERVICES

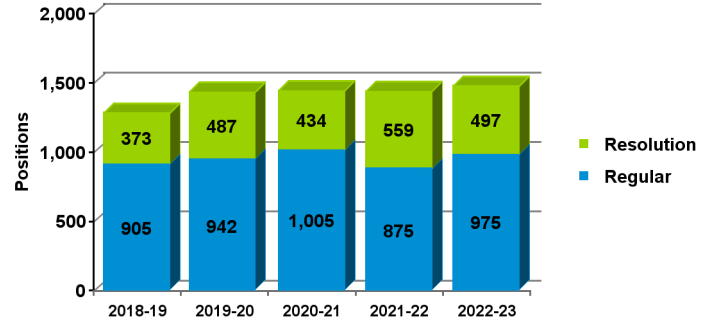
2022-23 Proposed Budget

FIVE-YEAR HISTORY OF BUDGET AND POSITION AUTHORITIES

FIVE-YEAR BUDGET HISTORY



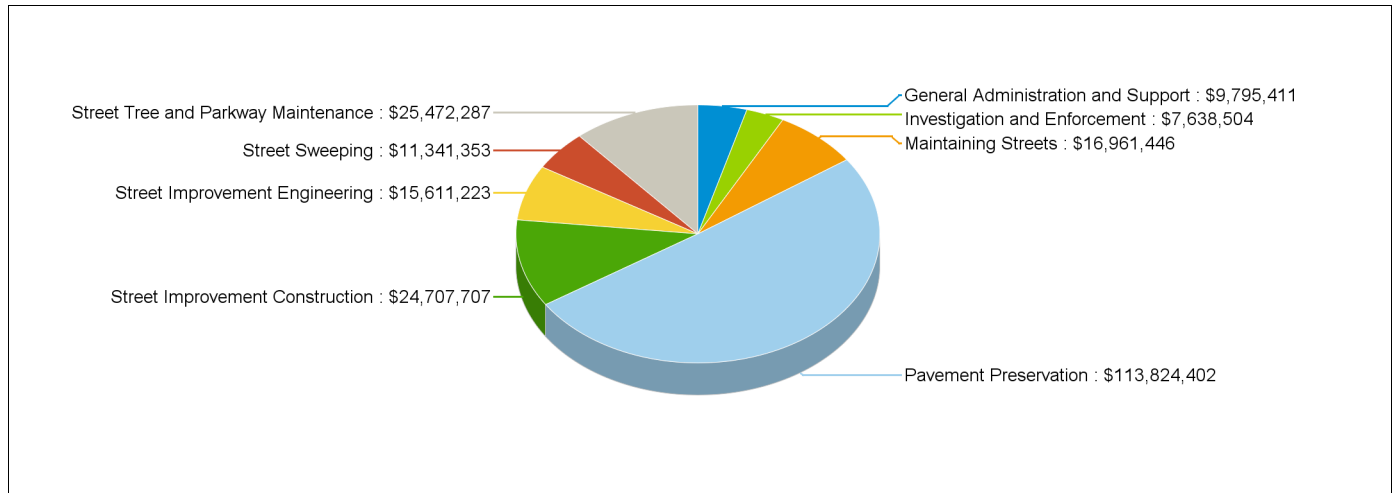
FIVE-YEAR POSITION AUTHORITY HISTORY



SUMMARY OF 2022-23 PROPOSED BUDGET CHANGES

	Total Budget			General Fund			Special Fund		
		Regular	Resolution		Regular	Resolution		Regular	Resolution
2021-22 Adopted	\$205,238,617	875	559	\$41,413,506 20.2%	304	292	\$163,825,111 79.8%	571	267
2022-23 Proposed	\$225,352,333	975	497	\$53,030,264 23.5%	348	233	\$172,322,069 76.5%	627	264
Change from Prior Year	\$20,113,716	100	(62)	\$11,616,758	44	(59)	\$8,496,958	56	(3)

2022-23 FUNDING DISTRIBUTION BY PROGRAM



MAIN BUDGET ITEMS

	Funding	Positions
* Failed Street Reconstruction	\$13,562,684	-
* Citywide Sidewalk and Park Vending and Outreach	\$2,205,639	-
* Tree Trimming	\$3,846,821	41
* Tree Watering	\$831,019	-

Recapitulation of Changes

	Adopted Budget 2021-22	Total Budget Changes	Total Budget 2022-23
EXPENDITURES AND APPROPRIATIONS			
Salaries			
Salaries General	101,323,110	12,569,853	113,892,963
Overtime General	9,935,688	709,007	10,644,695
Hiring Hall Salaries	785,296	700,000	1,485,296
Benefits Hiring Hall	364,232	300,000	664,232
Total Salaries	<u>112,408,326</u>	<u>14,278,860</u>	<u>126,687,186</u>
Expense			
Printing and Binding	117,272	11,200	128,472
Construction Expense	51,354,165	7,485,921	58,840,086
Contractual Services	25,674,584	(1,660,773)	24,013,811
Field Equipment Expense	779,794	-	779,794
Transportation	436,244	-	436,244
Utilities Expense Private Company	838,751	-	838,751
Uniforms	222,200	86,130	308,330
Office and Administrative	2,422,137	(760,638)	1,661,499
Operating Supplies	10,985,144	295,946	11,281,090
Total Expense	<u>92,830,291</u>	<u>5,457,786</u>	<u>98,288,077</u>
Equipment			
Other Operating Equipment	-	377,070	377,070
Total Equipment	<u>-</u>	<u>377,070</u>	<u>377,070</u>
Total Bureau of Street Services	<u>205,238,617</u>	<u>20,113,716</u>	<u>225,352,333</u>

Recapitulation of Changes

	Adopted Budget 2021-22	Total Budget Changes	Total Budget 2022-23
SOURCES OF FUNDS			
General Fund	41,413,506	11,616,758	53,030,264
Special Gas Tax Improvement Fund (Sch. 5)	61,181,105	5,158,575	66,339,680
Stormwater Pollution Abatement Fund (Sch. 7)	5,554,718	157,111	5,711,829
Proposition A Local Transit Assistance Fund (Sch. 26)	2,121,456	197,718	2,319,174
Proposition C Anti-Gridlock Transit Fund (Sch. 27)	14,112,008	325,394	14,437,402
Sidewalk and Park Vending Trust Fund (Sch. 29)	1,259,736	(1,059,736)	200,000
Street Damage Restoration Fee Fund (Sch. 47)	40,887,509	174,647	41,062,156
Measure R Local Return Fund (Sch. 49)	20,927,639	2,768,394	23,696,033
Sidewalk Repair Fund (Sch. 51)	8,221,193	273,622	8,494,815
Measure M Local Return Fund (Sch. 52)	9,559,747	501,233	10,060,980
Total Funds	205,238,617	20,113,716	225,352,333
Percentage Change			9.80%
Positions	875	100	975

Changes Applicable to Various Programs

The following changes involve two or more budgetary programs. These changes are explained below and apportioned as single entries in the affected programs. Single-program changes are shown only in the programs involved.

Program Changes	Direct Cost	Positions	Total Cost
Changes in Salaries, Expense, Equipment, and Special Obligatory Changes			
1. 2021-22 Employee Compensation Adjustment Related costs consist of employee benefits. <i>SG: \$2,545,568</i> <i>Related Costs: \$859,129</i>	2,545,568	-	3,404,697
2. 2022-23 Employee Compensation Adjustment Related costs consist of employee benefits. <i>SG: \$1,705,602</i> <i>Related Costs: \$57,030</i>	1,705,602	-	1,762,632
3. Full Funding for Partially Financed Positions Related costs consist of employee benefits. <i>SG: \$5,091,508</i> <i>Related Costs: \$1,718,384</i>	5,091,508	-	6,809,892
4. Salary Step and Turnover Effect Related costs consist of employee benefits. <i>SG: \$1,155,371</i> <i>Related Costs: \$361,347</i>	1,155,371	-	1,516,718
Deletion of One-Time Services			
5. Deletion of Funding for Resolution Authorities Delete funding for 559 resolution authority positions. Resolution authorities are reviewed annually and continued only if sufficient funding is available to maintain the current service level. Related costs consist of employee benefits. 102 positions are continued as regular positions: Street Improvement Resources (52 positions) Tree Trimming (41 positions) Proactive Tree Care Oversight and Administration (Three positions) General Superintendent II for Public Relations (One position) Principal Civil Engineer for Contracted Construction (One position) External Public Relations and Service Coordination (Four positions) 433 positions are continued: Failed Streets Reconstruction (28 positions) Great Streets Initiative (12 positions) Complete Streets - Street Reconstruction and Trees (44 positions) Transportation Grant Annual Work Program (129 positions) Citywide Sidewalk and Park Vending Program (18 positions)	(32,509,744)	-	(49,145,115)

Program Changes	Direct Cost	Positions	Total Cost
Changes in Salaries, Expense, Equipment, and Special			
Deletion of One-Time Services			
Hollywood Blvd Enforcement and 1st Amendment Permitting (Five positions)			
Central Avenue Office (One position)			
Tree Trimming Crews (16 positions)			
Tree Planting Crews (Nine positions)			
Tree Watering Crews (Seven positions)			
Dead Tree and Stump Removal (12 positions)			
Tree Planting (Nine positions)			
Tree Watering (11 positions)			
Root Pruning (Two positions)			
Pre-Development and Permit Review (One position)			
Revised Protected Tree Ordinance and CEQA Support (Three positions)			
Vision Zero Bicycle Lane Inspection and Cleaning (Six positions)			
Vision Zero Concrete Construction (Nine positions)			
Complete Streets - Sidewalks (54 positions)			
Asset Management and Advanced Planning (Seven positions)			
Implementation of Bikeways and Pedestrian Facilities (Five positions)			
Metro Annual Work Program (11 positions)			
LAWA Landside Access Modernization Program (Two positions)			
State Route 710 Mobility Improvement Projects (Two positions)			
Grant Support (12 positions)			
Sidewalk and Transit Amenities Program (Three positions)			
Roadway Infrastructure Survey (One position)			
Landscape Development Services (Three positions)			
Risk and Liability Mitigation Program (11 positions)			
 20 positions are not continued:			
Dead Tree and Stump Removal (Three positions)			
Asset Management and Advanced Planning (One position)			
Metro Crenshaw Transit Corridor Project (16 positions)			
 Four vacant positions are not continued:			
Tree Watering Crews (Two positions)			
Grant Support (Two positions)			
SG: (\$32,509,744)			
Related Costs: (\$16,635,371)			
6. Deletion of One-Time Salary Funding	(5,422,585)	-	(5,422,585)
Delete one-time Salaries General funding.			
SG: (\$5,422,585)			
7. Deletion of One-Time Expense Funding	(30,139,864)	-	(30,139,864)
Delete one-time Overtime General and expense funding.			
SOT: (\$5,684,661) EX: (\$24,455,203)			

Program Changes	Direct Cost	Positions	Total Cost
Changes in Salaries, Expense, Equipment, and Special			
Continuation of Services			
<p>8. Failed Street Reconstruction</p> <p>Continue funding and resolution authority for 27 positions consisting of two Street Services Superintendent IIs, two Street Services Supervisor IIs, two Street Services Worker IIs, two Carpenters, two Cement Finishers, four Equipment Operators, two Truck Operators, two Heavy Duty Truck Operators, two Motor Sweeper Operators, two Street Services Worker Is, two Field Engineering Aides, one Maintenance and Construction Helper, and two Maintenance Laborers, and add funding and continue resolution authority for one Maintenance and Construction Helper for two Failed Streets Reconstruction crews. Continue one-time funding in the Overtime General (\$3,532,059), Printing and Binding (\$5,600), Construction Expense (\$6,000,000), Contractual Services (\$1,235,866), Uniforms (\$45,000), Office and Administrative (\$24,400), and Operating Supplies (\$424,666) accounts. Funding is provided by Street Damage Restoration Fee Fund (\$9,772,274) and the Measure M Local Return Fund (\$3,790,410). See related Bureau of Engineering, Departments of Transportation and General Services items. Related costs consist of employee benefits. <i>SG: \$2,295,093 SOT: \$3,532,059 EX: \$7,735,532</i> <i>Related Costs: \$1,197,782</i></p>	13,562,684	-	14,760,466
<p>9. Great Streets Initiative</p> <p>Continue funding and resolution authority for 11 positions consisting of one Street Services Investigator, one Motor Sweeper Operator, two Maintenance and Construction Helpers, two Equipment Operators, two Cement Finishers, one Cement Finisher Worker, one Carpenter, and one Heavy Duty Truck Operator, and add funding and continue resolution authority for one Cement Finisher to support the Great Streets Initiative. Continue one-time funding in Overtime General (\$326,076), Construction Expense (\$112,200), Contractual Services (\$90,828), and Transportation (\$6,000) accounts. Tree trimming will be provided in Great Streets Corridors through contracts. Funding is provided by the Measure R Local Return Fund. See related Bureau of Engineering and Departments of Transportation items. Related costs consist of employee benefits. <i>SG: \$945,068 SOT: \$326,076 EX: \$209,028</i> <i>Related Costs: \$499,918</i></p>	1,480,172	-	1,980,090

Program Changes	Direct Cost	Positions	Total Cost
Changes in Salaries, Expense, Equipment, and Special			
Continuation of Services			
10. Complete Streets - Street Reconstruction and Trees Continue funding and resolution authority for 44 positions consisting of three Street Services Supervisor IIs, two Field Engineering Aides, four Street Services Worker IIs, four Street Services Worker Is, two Motor Sweeper Operators, three Heavy Duty Truck Operators, two Truck Operators, seven Equipment Operators, four Maintenance and Construction Helpers, two Maintenance Laborers, one Geographic Information Systems Specialist, one Systems Analyst, one Tree Surgeon Supervisor I, three Tree Surgeons, one Street Services Superintendent II, three Cement Finishers, and one Carpenter. These positions will perform street reconstruction and related services for the Complete Streets Program. Funding is provided by the Measure M Local Return Fund. See related Department of Transportation and Bureaus of Contract Administration and Engineering items. Related costs consist of employee benefits. <i>SG: \$3,433,600</i> <i>Related Costs: \$1,822,017</i>	3,433,600	-	5,255,617

Program Changes	Direct Cost	Positions	Total Cost
-----------------	-------------	-----------	------------

Changes in Salaries, Expense, Equipment, and Special

Continuation of Services

<p>11. Transportation Grant Annual Work Program</p>	12,193,494	-	17,992,003
--	------------	---	------------

Continue funding and resolution authority for 127 positions consisting of five Tree Surgeon Supervisor Is, one Tree Surgeon Supervisor II, two Tree Surgeons, three Tree Surgeon Assistants, one Senior Gardener, nine Gardener Caretakers, one Park Maintenance Supervisor, three Plumbers, 10 Maintenance and Construction Helpers, seven Carpenters, five Cement Finisher Workers, 26 Cement Finishers, seven Equipment Operators, four Heavy Duty Truck Operators, two Street Services Superintendent Is, one Street Services Superintendent II, six Street Services Supervisor IIs, two Graphic Designer IIs, one Senior Civil Engineering Drafting Technician, one Senior Civil Engineer, two Civil Engineers, 10 Civil Engineering Associate IIIs, one Transportation Engineer, two Landscape Architect Is, one Landscape Architect II, seven Landscape Architectural Associate IIIs, one Senior Management Analyst I, one Senior Management Analyst II, four Management Analysts, and one Senior Systems Analyst I, and add funding and continue resolution authority for two position consisting of one Light Equipment Operator and one Gardener Caretaker to design and construct various street improvement projects as part of the Transportation Grant Annual Work Program. Continue one-time funding in the Overtime General (\$514,650), Printing and Binding (\$18,000), Field Equipment Expense (\$98,700), Uniforms (\$27,499), Office and Administrative (\$93,000), and Operating Supplies (\$63,000) accounts. Front funding is provided by the Proposition C Anti-Gridlock Transit Fund and will be reimbursed through grant receipts received through the Transportation Grant Annual Work Program. See related Bureaus of Engineering, Contract Administration, and Street Lighting items. Related costs consist of employee benefits.

SG: \$11,378,645 SOT: \$514,650 EX: \$300,199

Related Costs: \$5,798,509

Program Changes	Direct Cost	Positions	Total Cost
Changes in Salaries, Expense, Equipment, and Special			
Continuation of Services			
12. Street Improvement Resources Add funding and regular authority for 52 positions consisting of one Tree Surgeon Supervisor I, two Tree Surgeons, three Tree Surgeon Assistants, one Truck Operator, 17 Equipment Operators, one Street Services Supervisor II, two Street Services Worker Is, two Street Services Worker IIs, one Field Engineering Aide, one Street Services Supervisor I, one Carpenter, four Cement Finishers, two Cement Finisher Workers, 10 Maintenance and Construction Helpers, three Heavy Duty Truck Operators, and one Civil Engineering Associate III to support various street improvement projects. Funding is provided by the Proposition A Local Transit Assistance Fund (\$83,428), Measure R Local Return Fund (\$743,236), and Special Gas Tax Improvement Fund (3,220,959). Related costs consist of employee benefits. <i>SG: \$4,047,623</i> <i>Related Costs: \$2,149,717</i>	4,047,623	52	6,197,340
Increased Services			
13. Street Maintenance Technology Program Administrator Add funding and resolution authority for one Management Analyst to provide training coordination for the Department. Delete funding and regular authority for two positions consisting of one Truck Operator and one Maintenance Laborer. Add one-time funding in Overtime General (\$8,000), Printing and Binding (\$200), and Office and Administrative (\$900) accounts. Related costs consist of employee benefits. <i>SG: (\$42,849) SOT: \$8,000 EX: \$1,100</i> <i>Related Costs: (\$29,160)</i>	(33,749)	(2)	(62,909)
Restoration of Services			
14. Restoration of One-Time Reductions Restore one-time funding in the Overtime General, Contractual Services, Construction Expense, Operating Supplies, and Uniforms accounts that were reduced on a one-time basis in the 2021-22 Budget. <i>SOT: \$283,007 EX: \$9,796,217</i>	10,079,224	-	10,079,224
Efficiencies to Services			
15. One-Time Salary Reduction Reduce funding in the Salaries General Account on a one-time basis to reflect savings generated by positions filled in-lieu, maintaining vacancies, and anticipated attrition. Related costs consist of employee benefits. <i>SG: (\$1,000,000)</i> <i>Related Costs: (\$348,100)</i>	(1,000,000)	-	(1,348,100)

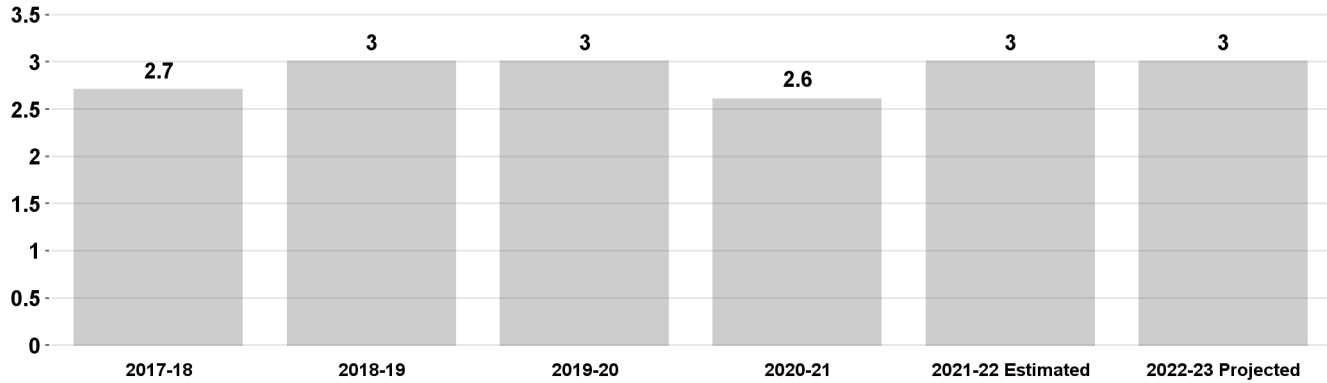
Program Changes	Direct Cost	Positions	Total Cost
Changes in Salaries, Expense, Equipment, and Special			
Other Changes or Adjustments			
16. Program Realignment Transfer one position and funding between budgetary programs to reflect the Department's current organizational structure. There will be no change to the level of service provided nor to the overall funding provided to the Department.	-	-	-
17. Hiring Hall and As-Needed Authorities Add Hiring Hall employment authority for the Cement Finisher I, Electrical Craft Helper, Electrical Mechanic, Electrical Repairer, Electrician, Pipefitter I, Pipefitter II, Pipefitter III, Plumber I, and Iron Worker classifications to provide as-needed services to supplement labor resources to meet project demands. Add as-needed employment authority for the Administrative Intern I and Administrative Intern II classifications to support short-term projects.	-	-	-
TOTAL CHANGES APPLICABLE TO VARIOUS PROGRAMS	(13,811,096)	50	

Investigation and Enforcement

Priority Outcome: Create a more livable and sustainable city

This program enforces various codes, statutes, and ordinances concerning the use of public streets, parkways, and sidewalks for safety, health, and welfare of the public.

Average Number of Days to Inspect Obstruction Requests



Program Changes

Direct Cost Positions Total Cost

Changes in Salaries, Expense, Equipment, and Special

Apportionment of Changes Applicable to Various Programs (3,176,760) - (4,136,076)

Related costs consist of employee benefits.

SG: (\$2,658,429) SOT: (\$95,000) EX: (\$423,331)

Related Costs: (\$959,316)

Investigation and Enforcement

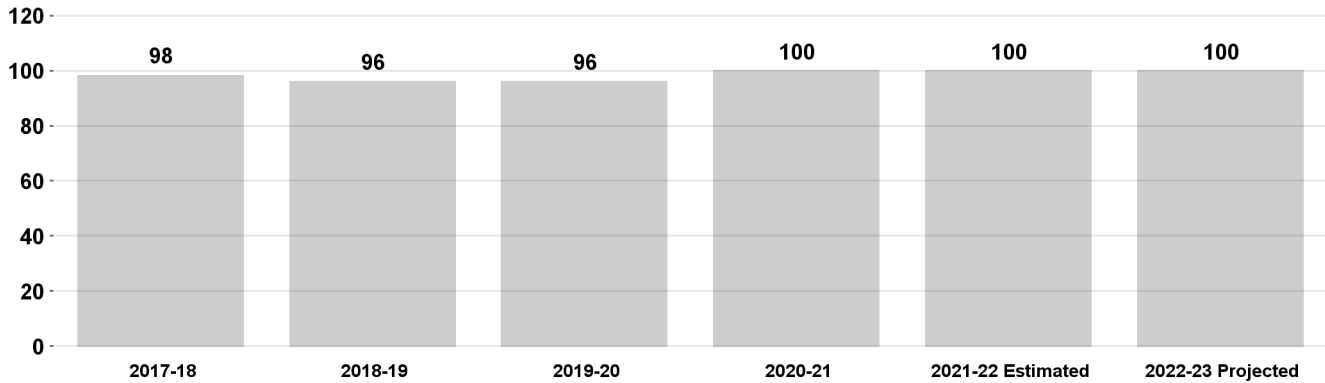
Program Changes	Direct Cost	Positions	Total Cost
Changes in Salaries, Expense, Equipment, and Special			
Continuation of Services			
18. Citywide Sidewalk and Park Vending and Outreach Continue funding and resolution authority for 18 positions consisting of two Senior Street Services Investigator IIs, 13 Street Services Investigators, one Management Analyst, and two Senior Administrative Clerks. Continue one-time funding in the Overtime General (\$80,000), Printing and Binding (\$1,400), Contractual Services (\$350,000), Transportation (\$34,000) and Office and Administrative (\$18,000) accounts. Partial funding is provided by the Sidewalk and Park Vending Trust Fund (\$200,000). Related costs consist of employee benefits. <i>SG: \$1,722,239 SOT: \$80,000 EX: \$403,400</i> <i>Related Costs: \$855,921</i>	2,205,639	-	3,061,560
19. Hollywood Blvd Enforcement and 1st Amendment Continue funding and resolution authority for five positions consisting of one Senior Street Services Investigator II and four Street Services Investigators to provide enforcement services and to perform First Amendment permitting functions in the Hollywood Boulevard Bulky Item Enforcement Zone. Continue one-time funding in the Overtime General (\$15,000), Transportation (\$4,931), and Office and Administrative (\$15,000) accounts. Related costs consist of employee benefits. <i>SG: \$488,590 SOT: \$15,000 EX: \$19,931</i> <i>Related Costs: \$241,303</i>	523,521	-	764,824
20. Central Avenue Office Continue funding and resolution authority for one Street Services Investigator to provide a dedicated investigator for the Central Avenue field office. This position will conduct investigations and inspections, enforce laws and regulations pertaining to the use and safe condition of City streets, sidewalks, and other public right-of-way, and ensure compliance with the Sidewalk Vending Ordinance. Related costs consist of employee benefits. <i>SG: \$91,921</i> <i>Related Costs: \$46,243</i>	91,921	-	138,164
TOTAL Investigation and Enforcement	(355,679)	-	
2021-22 Program Budget	7,994,183	49	
Changes in Salaries, Expense, Equipment, and Special	(355,679)	-	
2022-23 PROGRAM BUDGET	7,638,504	49	

Street Sweeping

Priority Outcome: Create a more livable and sustainable city

This program involves the scheduled and emergency motor sweeping of improved roadways to maintain clean and aesthetic conditions, and protect the environment by reducing storm drain contamination and air pollution.

Percent of Posted Street Sweeping Routes Completed



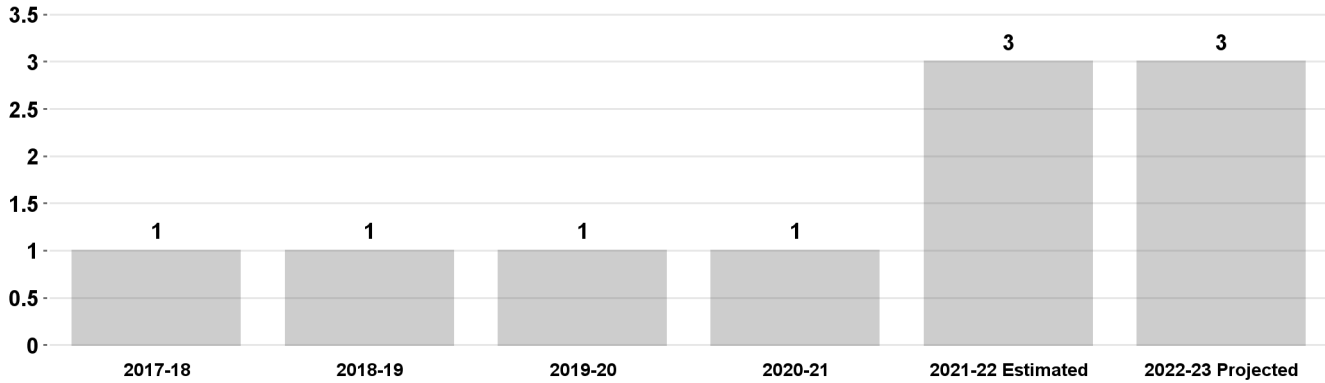
Program Changes	Direct Cost	Positions	Total Cost
Changes in Salaries, Expense, Equipment, and Special			
Apportionment of Changes Applicable to Various Programs	(1,273,569)	-	(1,124,470)
Related costs consist of employee benefits.			
SG: (\$273,569) EX: (\$1,000,000)			
Related Costs: \$149,099			
TOTAL Street Sweeping	(1,273,569)	-	
2021-22 Program Budget	12,614,922	91	
Changes in Salaries, Expense, Equipment, and Special	(1,273,569)	-	
2022-23 PROGRAM BUDGET	11,341,353	91	

Street Tree and Parkway Maintenance

Priority Outcome: Create a more livable and sustainable city

This program plants, trims, and maintains trees, plants, and shrubs in dedicated streets, parkways, and other public ways to enhance safety, visibility, and public health.

Average Working Days to Complete Tree Emergencies



Program Changes	Direct Cost	Positions	Total Cost
Changes in Salaries, Expense, Equipment, and Special			
Apportionment of Changes Applicable to Various Programs	(10,552,015)	7	(13,836,306)
Related costs consist of employee benefits.			
SG: (\$6,226,121) SOT: (\$142,500) EX: (\$4,183,394)			
Related Costs: (\$3,284,291)			
Continuation of Services			
21. Tree Trimming Crews	1,879,217	-	2,477,695
Continue funding and resolution authority for 16 positions consisting of two Tree Surgeon Supervisor Is, two Equipment Operators, two Heavy Duty Truck Operators, six Tree Surgeons, and four Tree Surgeon Assistants for two Tree Trimming Crews. Continue one-time funding in the Overtime General (\$120,000), Printing and Binding (\$3,200), Contractual Services (\$644,200), Uniforms (\$22,500), Office and Administrative (\$8,800), and Operating Supplies (\$16,000) accounts. Related costs consist of employee benefits.			
SG: \$1,064,517 SOT: \$120,000 EX: \$694,700			
Related Costs: \$598,478			

Street Tree and Parkway Maintenance

Program Changes	Direct Cost	Positions	Total Cost
Changes in Salaries, Expense, Equipment, and Special			
Continuation of Services			
22. Tree Planting Crews Continue funding and resolution authority for nine positions consisting of one Tree Surgeon Supervisor I, one Light Equipment Operator, one Truck Operator, two Tree Surgeons, two Tree Surgeon Assistants, and two Gardener Caretakers for one tree planting crew. Continue one-time funding in the Overtime General (\$67,500), Printing and Binding (\$1,800), Contractual Services (\$158,500), Uniforms (\$12,480), Office and Administrative (\$4,700), and Operating Supplies (\$130,400) accounts. Related costs consist of employee benefits. <i>SG: \$544,294 SOT: \$67,500 EX: \$307,880</i> <i>Related Costs: \$317,674</i>	919,674	-	1,237,348
23. Tree Watering Crews Continue funding and resolution authority for seven positions consisting of one Tree Surgeon Supervisor I, three Tree Surgeons, and three Tree Surgeon Assistants and add funding and resolution authority for two Truck Operators for two tree watering crews. Continue one-time funding in the Overtime General (\$67,500), Printing and Binding (\$1,800), Contractual Services (\$109,000), Uniforms (\$12,480), Office and Administrative (\$4,700), and Operating Supplies (\$9,000) accounts. Two vacant positions consisting of one Tree Surgeon and one Tree Surgeon Assistant are not continued. Related costs consist of employee benefits. <i>SG: \$537,498 SOT: \$67,500 EX: \$136,980</i> <i>Related Costs: \$315,308</i>	741,978	-	1,057,286
24. Tree Trimming Continue funding and add regular authority for 41 positions consisting of four Tree Surgeon Supervisor Is, four Equipment Operators, six Heavy Duty Truck Operators, 18 Tree Surgeons, and nine Tree Surgeon Assistants for six City Tree Trimming crews. Continue one-time funding in the Overtime General (\$75,000), Printing and Binding (\$3,125), Contractual Services (\$931,100), Office and Administrative (\$62,500), and Operating Supplies (\$109,309) accounts. Related costs consist of employee benefits. <i>SG: \$2,665,787 SOT: \$75,000 EX: \$1,106,034</i> <i>Related Costs: \$1,512,006</i>	3,846,821	41	5,358,827

Street Tree and Parkway Maintenance

Program Changes	Direct Cost	Positions	Total Cost
Changes in Salaries, Expense, Equipment, and Special			
Continuation of Services			
25. Dead Tree and Stump Removal Continue funding and resolution authority for 12 positions consisting of two Tree Surgeon Supervisor I, two Heavy Duty Truck Operators, four Tree Surgeons, and four Tree Surgeon Assistants and add funding and resolution authority for two Equipment Operators for two Dead Tree and Stump Removal crews. Three positions consisting of one Light Equipment Operator and two Tree Surgeons are not continued. Continue one-time funding in the Overtime General (\$15,000), Printing and Binding (\$1,500), Contractual Services (\$339,000), Office and Administrative (\$1,000), and Operating Supplies (\$8,000) accounts. Related costs consist of employee benefits. <i>SG: \$944,888 SOT: \$15,000 EX: \$349,500</i> <i>Related Costs: \$528,345</i>	1,309,388	-	1,837,733
26. Tree Planting Continue funding and resolution authority for nine positions consisting of one Tree Surgeon Supervisor I, one Light Equipment Operator, one Truck Operator, two Tree Surgeons, two Tree Surgeon Assistants, and two Gardener Caretakers for one Tree Planting crew. This crew will support tree planting for dead tree replacement and construction projects within the Department of Public Works. Continue one-time funding in the Overtime General (\$10,000), Printing and Binding (\$900), Contractual Services (\$105,100), Office and Administrative (\$1,000), and Operating Supplies (\$218,000) accounts. Related costs consist of employee benefits. <i>SG: \$544,294 SOT: \$10,000 EX: \$325,000</i> <i>Related Costs: \$317,674</i>	879,294	-	1,196,968
27. Tree Watering Continue funding and resolution authority for 11 positions consisting of one Tree Surgeon Supervisor I, two Truck Operators, four Tree Surgeons, and four Tree Surgeon Assistants for four Tree Watering crews. These four crews will care for and water newly planted and young trees during the three-year establishment period, focusing on dead tree replacements and required tree plantings for construction projects within the Department of Public Works. Continue one-time funding in the Overtime General (\$20,000), Printing and Binding (\$600), Contractual Services (\$128,800), Office and Administrative (\$1,000), and Operating Supplies (\$39,500) accounts. Related costs consist of employee benefits. <i>SG: \$641,119 SOT: \$20,000 EX: \$169,900</i> <i>Related Costs: \$379,868</i>	831,019	-	1,210,887

Street Tree and Parkway Maintenance

Program Changes	Direct Cost	Positions	Total Cost
Changes in Salaries, Expense, Equipment, and Special			
Continuation of Services			
28. Root Pruning Continue funding and resolution authority for two positions consisting of one Tree Surgeon and one Tree Surgeon Assistant to perform root pruning maintenance on mature street trees that have been preserved in place. Continue one-time funding in the Overtime General (\$15,000), Printing and Binding (\$400), Contractual Services (\$53,400), Uniforms (\$2,460), Office and Administrative (\$600), and Operating Supplies (\$2,000) accounts. Related costs consist of employee benefits. <i>SG: \$103,621 SOT: \$15,000 EX: \$58,860</i> <i>Related Costs: \$64,560</i>	177,481	-	242,041
29. Proactive Tree Care Oversight and Administration Continue funding and add regular authority for three positions consisting of one Street Tree Superintendent I, one Management Analyst, and one Administrative Clerk to manage and provide administrative support for all proactive tree care management activities within the Street Tree and Parkway Maintenance Program. Related costs consist of employee benefits. <i>SG: \$264,130</i> <i>Related Costs: \$134,679</i>	264,130	3	398,809
30. Pre-Development and Permit Review Continue funding and resolution authority for one Tree Surgeon Supervisor I to conduct plan reviews and project clearance approvals for private development and new construction permits issued by the Department of Building and Safety. Continue one-time funding in the Overtime General (\$7,500), Printing and Binding (\$200), Contractual Services (\$9,100), Uniforms (\$1,500), Office and Administrative (\$2,300), and Operating Supplies (\$1,000) accounts. All costs are fully reimbursed by permit review fees. Related costs consist of employee benefits. <i>SG: \$100,613 SOT: \$7,500 EX: \$14,100</i> <i>Related Costs: \$49,268</i>	122,213	-	171,481

Street Tree and Parkway Maintenance

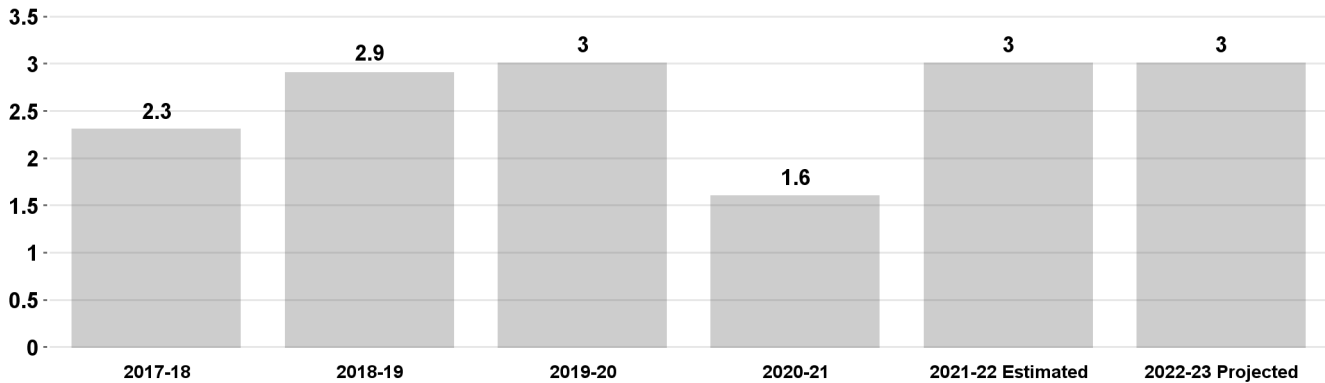
Program Changes	Direct Cost	Positions	Total Cost
Changes in Salaries, Expense, Equipment, and Special			
Continuation of Services			
31. Revised Protected Tree Ordinance and CEQA Support Continue funding and resolution authority for two positions consisting of one Street Tree Superintendent I and one Tree Surgeon Supervisor I. Add funding and continue resolution authority for one Environmental Supervisor I. These positions will manage the tree removal application process and assist with the California Environmental Quality Act determination reviews as part of the revised Protected Tree Ordinance. Funding is partially reimbursed by permit fees. Related costs consist of employee benefits. <i>SG: \$322,009 SOT: \$23,500 EX: \$37,450</i> <i>Related Costs: \$154,826</i>	382,959	-	537,785
Increased Services			
32. Sidewalk Repair Program - Tree Management Add funding and regular authority for one Street Tree Superintendent I to oversee all tree-related matters for the Sidewalk Repair Program, including supervising the staff that analyze and approve tree removal and prune permit requests. Delete funding and regular authority for two positions consisting of one Tree Surgeon Supervisor I and one Tree Surgeon Assistant. Related costs consist of employee benefits. <i>SG: (\$18,119)</i> <i>Related Costs: (\$20,552)</i>	(18,119)	(1)	(38,671)
TOTAL Street Tree and Parkway Maintenance	784,040	50	
2021-22 Program Budget	24,688,247	112	
Changes in Salaries, Expense, Equipment, and Special	784,040	50	
2022-23 PROGRAM BUDGET	25,472,287	162	

Maintaining Streets

Priority Outcome: Create a more livable and sustainable city

This program keeps the roadway surface, concrete curbs, and associated structures in a good condition by performing minor repairs to roadways, concrete curbs, gutters, alleys, storm drains, and unimproved roadways. It also provides inspection and enforcement of private property weed abatement regulations for unimproved parcels of land outside the "Very High Fire Severity Zone" to minimize fire, health, and safety hazards.

Average Number of Working Days to Repair Potholes



Program Changes

Direct Cost Positions Total Cost

Changes in Salaries, Expense, Equipment, and Special

Apportionment of Changes Applicable to Various Programs (2,311,362) (2) (2,734,529)

Related costs consist of employee benefits.

SG: (\$1,300,322) SOT: (\$148,376) EX: (\$862,664)

Related Costs: (\$423,167)

Maintaining Streets

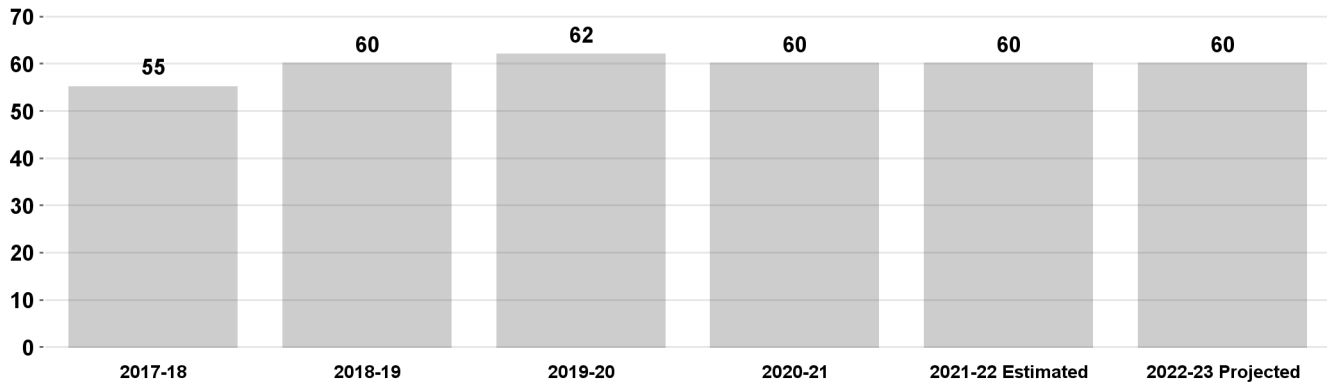
Program Changes	Direct Cost	Positions	Total Cost
Changes in Salaries, Expense, Equipment, and Special			
Continuation of Services			
33. Asphalt Repair Continue one-time funding in the Overtime General (\$68,376), Construction Expense (\$510,000), Field Equipment Expense (\$34,000), Office and Administrative (\$34,000), and Operating Supplies (\$34,000) accounts to complete pothole repair requests in an average of three working days. Funding is provided by the Street Damage Restoration Fee Fund. <i>SOT: \$68,376 EX: \$612,000</i>	680,376	-	680,376
34. Vision Zero Bicycle Lane Inspection and Cleaning Continue funding and resolution authority for six positions consisting of two Street Services Supervisor Is, two Motor Sweeper Operators, and two Truck Operators to keep bicycle lanes clear of debris through motor sweeping, inspection, and maintenance efforts. Funding is provided by the Measure M Local Return Fund. Related costs consist of employee benefits. <i>SG: \$487,333</i> <i>Related Costs: \$255,111</i>	487,333	-	742,444
35. General Superintendent II for Public Relations Continue funding and add regular authority for one Street Services General Superintendent II to serve as the Public Relations and Service Coordinator and lead three customer-facing divisions within the Department. Related costs consist of employee benefits. <i>SG: \$172,486</i> <i>Related Costs: \$74,287</i>	172,486	1	246,773
TOTAL Maintaining Streets	(971,167)	(1)	
2021-22 Program Budget	17,932,613	148	
Changes in Salaries, Expense, Equipment, and Special	(971,167)	(1)	
2022-23 PROGRAM BUDGET	16,961,446	147	

Pavement Preservation

Priority Outcome: Create a more livable and sustainable city

This program maintains roadways by applying slurry seal or returns the road to a good condition by resurfacing with asphalt. The Bureau of Street Services' Pavement Management System maintains an updated database of road surface conditions.

Percent of Street Network in Good Repair



Program Changes	Direct Cost	Positions	Total Cost
Changes in Salaries, Expense, Equipment, and Special			
Apportionment of Changes Applicable to Various Programs Related costs consist of employee benefits. SG: \$5,569,463 SOT: (\$414,895) EX: \$3,449,091 Related Costs: \$1,988,823	8,603,659	10	10,592,482
Increased Services			
36. Pavement Preservation Resources Add one-time funding in the Overtime General (\$697,902), Contractual Services (\$442,625), and Construction Expense (\$4,859,473) accounts to provide additional resources for the Pavement Preservation Program. Front-funding is provided by the Special Gas Tax Improvement Fund and will be fully reimbursed by Metro from the Coronavirus Response and Relief Supplemental Appropriation Funds. SOT: \$697,902 EX: \$5,302,098	6,000,000	-	6,000,000

Pavement Preservation

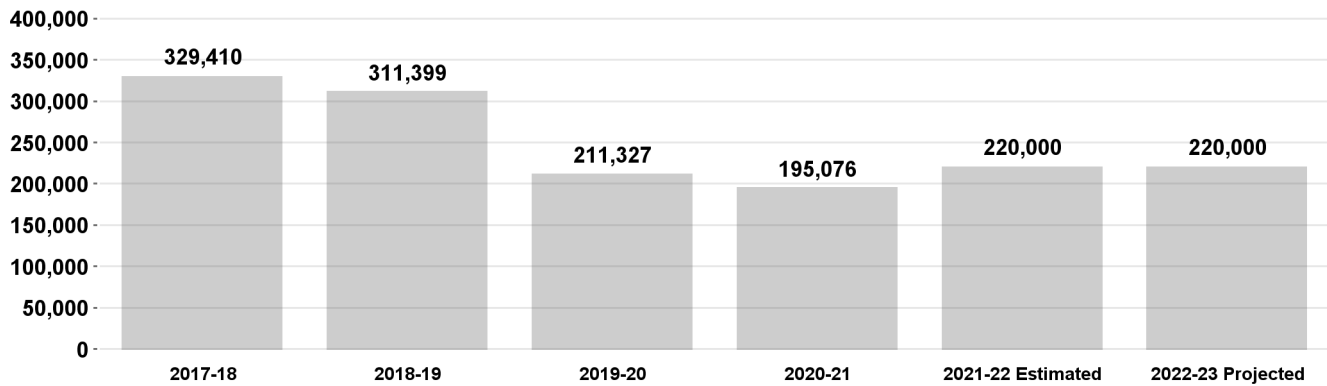
Program Changes	Direct Cost	Positions	Total Cost
Changes in Salaries, Expense, Equipment, and Special			
New Services			
37. Asphalt Plant Maintenance Crew Add nine-months funding and resolution authority for seven positions consisting of one Asphalt Plant Supervisor, one Welder, one Electrician, two Mechanical Repairers, and two Mechanical Helpers for one dedicated rotating Asphalt Plant Maintenance Crew for Asphalt Plant One. Add one-time funding in the Overtime General (\$52,500), Printing and Binding (\$1,400), Uniforms (\$11,400), Office and Administrative (\$10,100), and Operating Supplies (\$7,000) accounts. Funding is provided by the Street Damage Restoration Fee Fund. Related costs consist of employee benefits. <i>SG: \$422,066 SOT: \$52,500 EX: \$29,900</i> <i>Related Costs: \$246,646</i>	504,466	-	751,112
Efficiencies to Services			
38. Topcon Equipment Add funding in the Other Operating Equipment Account for the purchase of a Topcon SmoothRide system, a material management and precision milling tool designed to remove imperfections in existing road surfaces. <i>EQ: \$377,070</i>	377,070	-	377,070
Other Changes or Adjustments			
39. Rental of Power Screen Unit for Asphalt Plant I Transfer funding between accounts to reflect the Department's current organizational needs. There will be no change to the level of services provided nor to the overall funding provided to the Department.	-	-	-
TOTAL Pavement Preservation	15,485,195	10	
2021-22 Program Budget	98,339,207	296	
Changes in Salaries, Expense, Equipment, and Special	15,485,195	10	
2022-23 PROGRAM BUDGET	113,824,402	306	

Street Improvement Construction

Priority Outcome: Create a more livable and sustainable city

This program builds streetscape improvements that enhance safety, accessibility, mobility, and community satisfaction, including curb ramps, sidewalks, pedestrian and bike facilities, bus landing facilities, hardscaping and landscaping.

Square Feet of New Sidewalk Constructed



Program Changes	Direct Cost	Positions	Total Cost
Changes in Salaries, Expense, Equipment, and Special			
Apportionment of Changes Applicable to Various Programs	3,224,840	34	5,220,849
Related costs consist of employee benefits.			
SG: \$3,771,636 SOT: (\$67,500) EX: (\$479,296)			
Related Costs: \$1,996,009			

Street Improvement Construction

Program Changes	Direct Cost	Positions	Total Cost
Changes in Salaries, Expense, Equipment, and Special			
Continuation of Services			
40. Vision Zero Concrete Construction Continue funding and resolution authority for nine positions consisting of one Street Services Supervisor II, one Equipment Operator, one Heavy Duty Truck Operator, one Carpenter, two Cement Finishers, one Cement Finisher Worker, and two Maintenance and Construction Helpers to provide dedicated support for Vision Zero projects that require concrete work. Continue one-time funding in the Overtime General (\$67,500), Printing and Binding (\$1,800), Construction Expense (\$200,000), Contractual Services (\$176,000), Field Equipment Expense (\$11,900), Transportation (\$4,500), Uniforms (\$2,296), Office and Administrative (\$6,500), and Operating Supplies (\$76,300) accounts. Funding is provided by the Measure M Local Return Fund. See related Bureaus of Contract Administration, Engineering, and Street Lighting, and Transportation items. Related costs consist of employee benefits. <i>SG: \$694,079 SOT: \$67,500 EX: \$479,296</i> <i>Related Costs: \$369,814</i>	1,240,875	-	1,610,689
41. Complete Streets - Sidewalks Continue resolution authority for 54 positions consisting of one Street Services General Superintendent I, two Street Services Superintendent Is, four Street Services Supervisor IIs, four Carpenters, two Senior Carpenters, 16 Cement Finishers, four Equipment Operators, four Heavy Duty Truck Operators, eight Maintenance and Construction Helpers, four Plumbers, two Management Analysts, one Senior Management Analyst I, and two Senior Administrative Clerks for four sidewalk crews for the Complete Streets projects. Funding for these positions will be provided through interim appropriations from the Measure M Local Return Fund, Road Maintenance and Rehabilitation Fund, and the Measure W Local Return Fund.	-	-	-

Street Improvement Construction

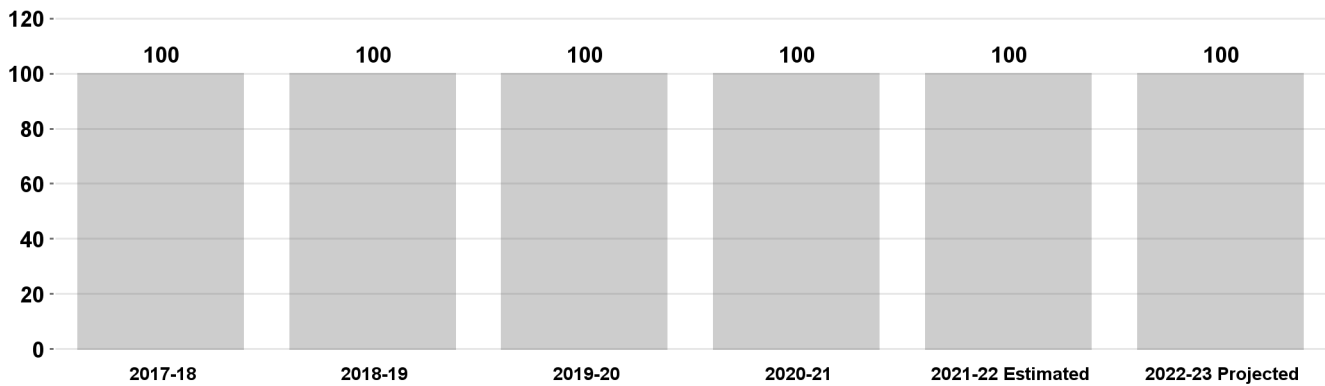
Program Changes	Direct Cost	Positions	Total Cost
Changes in Salaries, Expense, Equipment, and Special			
Increased Services			
42. Construction Capacity for Capital Projects Add resolution authority for 46 positions consisting of one Street Services General Superintendent I, two Street Services Superintendent I, one Senior Carpenter, four Carpenters, 12 Cement Finishers, eight Cement Finisher Workers, four Heavy Duty Truck Operators, two Maintenance and Construction Helpers, four Maintenance Laborers, two Plumbers, one Management Analyst, one Accounting Clerk, and four Street Services Supervisor Is, subject to pay grade determination by the Office of the City Administrative Officer, Employee Relations Division, for the construction of projects from outside funding sources, including grant awards. Funding for these positions will be provided through interim appropriations from project funds.	-	-	-
43. Additional Support for Transportation Grant Program Add six-months funding and resolution authority for one Management Analyst to provide additional administrative and financial management support services for various street improvement projects as part of the Transportation Grant Annual Work Program. Front funding is provided by the Proposition C Anti-Gridlock Transit Fund and will be partially reimbursed through grant receipts received through the Transportation Grant Annual Work Program. See related Bureaus of Engineering, Contract Administration, and Street Lighting items. Related costs consist of employee benefits. <i>SG: \$45,609</i> <i>Related Costs: \$30,122</i>	45,609	-	75,731
Other Changes or Adjustments			
44. Funding Realignment for Hiring Hall Transfer funding between accounts to reflect the Department's current organizational needs. There will be no change to the level of services provided nor to the overall funding provided to the Department. <i>SHH: \$700,000 SHHFB: \$300,000 EX: (\$1,000,000)</i>	-	-	-
TOTAL Street Improvement Construction	4,511,324	34	
2021-22 Program Budget	20,196,383	76	
Changes in Salaries, Expense, Equipment, and Special	4,511,324	34	
2022-23 PROGRAM BUDGET	24,707,707	110	

Street Improvement Engineering

Priority Outcome: Create a more livable and sustainable city

This program designs streetscape improvements that enhance safety, accessibility, mobility, and community satisfaction, including curb ramps, pedestrian and bike facilities, bus landing facilities, hardscaping and landscaping. It also reviews Los Angeles Metropolitan Transportation Authority (Metro) plans for transit and highway projects along with other city departments.

Percent of Metro Plan Design Reviews Completed in 20 Days



Program Changes	Direct Cost	Positions	Total Cost
Changes in Salaries, Expense, Equipment, and Special			
Apportionment of Changes Applicable to Various Programs	(7,419,882)	1	(9,261,341)
Related costs consist of employee benefits. SG: (\$4,353,751) SOT: (\$152,598) EX: (\$2,913,533) Related Costs: (\$1,841,459)			
Continuation of Services			
45. Asset Management & Advanced Planning	2,466,190	-	2,916,481
Continue funding and resolution authority for seven positions consisting of one Senior Civil Engineer, two Civil Engineers, two Systems Analysts, and two Geographic Information Systems Specialists and add funding and resolution authority for one Principal Civil Engineer to support efforts to modernize the Bureau's planning and delivery functions by using data to implement multi-year modernization initiatives and help equitably make streets safe and sustainable. Add funding in the Contractual Services (\$1,500,000). One Street Services General Superintendent I is not continued. Related costs consist of employee benefits. SG: \$966,190 EX: \$1,500,000 Related Costs: \$450,291			

Street Improvement Engineering

Program Changes	Direct Cost	Positions	Total Cost
Changes in Salaries, Expense, Equipment, and Special			
Continuation of Services			
46. Implementation of Bikeways and Pedestrian Facilities Continue funding and resolution authority for five positions consisting of one Civil Engineer, one Civil Engineering Associate III, and three Civil Engineering Associate IIs to design bikeways and pedestrian facilities, in partnership with the Department of Transportation, as part of the Transportation Grant Fund Annual Work Program. Continue one-time funding in the Overtime General (\$40,000), Printing and Binding (\$1,000), Uniforms (\$750), and Office and Administrative (\$11,500) accounts. Funding is provided by the Proposition C Anti-Gridlock Transit Improvement Fund. Related costs consist of employee benefits. <i>SG: \$575,949 SOT: \$40,000 EX: \$13,250</i> <i>Related Costs: \$271,713</i>	629,199	-	900,912
47. Metro Annual Work Program Continue funding and resolution authority for 11 positions consisting of one Senior Civil Engineer, two Civil Engineers, two Civil Engineering Associate IVs, two Civil Engineering Associate IIIs, one Landscape Architect I, one Landscape Architectural Associate IV, one Landscape Architectural Associate III, and one Landscape Architect II, to support the Los Angeles Metropolitan Transportation Authority/Exposition Line Construction Authority (Metro/Expo) Annual Work Program. Continue one-time funding in the Overtime General (\$56,598), Printing and Binding (\$3,000), Uniforms (\$600), Office and Administrative (\$36,700), and Operating Supplies (\$7,700) accounts. Front funding is provided by the Proposition C Anti-Gridlock Transit Improvement Fund and the costs will be fully reimbursed by Metro. See related Department of Transportation, Bureaus of Contract Administration, Engineering, and Street Lighting items. Related costs consist of employee benefits. <i>SG: \$1,410,749 SOT: \$56,598 EX: \$48,000</i> <i>Related Costs: \$647,775</i>	1,515,347	-	2,163,122

Street Improvement Engineering

Program Changes	Direct Cost	Positions	Total Cost
Changes in Salaries, Expense, Equipment, and Special			
Continuation of Services			
48. LAWA Landside Access Modernization Program Continue funding and resolution authority for two positions consisting of one Landscape Architect I and one Landscape Architect II to support the Los Angeles World Airports (LAWA) Landside Access Modernization Program (LAMP). These positions will assist in identifying specific public right-of-way issues by facilitating review and providing guidance and feedback and will provide plan review for the issuance of B-Permits for LAWA projects. Continue one-time funding in the Printing and Binding (\$200), Uniforms (\$150), and Office and Administrative (\$2,300) accounts. These positions are fully reimbursed by LAWA. Related costs consist of employee benefits. <i>SG: \$262,365 EX: \$2,650</i> <i>Related Costs: \$119,819</i>	265,015	-	384,834
49. State Route 710 Mobility Improvement Projects Continue resolution authority for two Civil Engineers to perform landscape development and community outreach services. Funding for these positions and expenses will be provided through interim appropriations from project-related grants by the Los Angeles Metropolitan Transportation Authority.	-	-	-
50. Principal Civil Engineer for Contracted Construction Continue funding and add regular authority for one Principal Civil Engineer to monitor and maintain management and technical control over construction activities of various major projects and construction programs. Related costs consist of employee benefits. <i>SG: \$179,691</i> <i>Related Costs: \$76,795</i>	179,691	1	256,486

Street Improvement Engineering

Program Changes	Direct Cost	Positions	Total Cost
Changes in Salaries, Expense, Equipment, and Special			
Continuation of Services			
51. Grant Support Continue funding and resolution authority for 12 positions consisting of one Landscape Architect I, two Landscape Architect Associate III, one Civil Engineer, three Civil Engineering Associate IIIs, one Geographic Information Systems Supervisor I, one Geographic Information Systems Specialist, one Graphic Designer II, one Senior Management Analyst I, and one Management Analyst and add six-months funding and resolution authority for two positions consisting of one Civil Engineer and one Senior Civil Engineer to support and manage new grant projects. Add one-time funding in the Overtime General (\$111,000), Printing and Binding (\$2,800), Uniforms (\$5,100), Office and Administrative (\$26,800), and Operating Supplies (\$2,000) accounts. Two vacant positions consisting of one Supervising Transportation Planner I and one Senior Transportation Engineer are not continued. Related costs consist of employee benefits. <i>SG: \$1,403,718 SOT: \$111,000 EX: \$36,700</i> <i>Related Costs: \$688,064</i>	1,551,418	-	2,239,482
52. Sidewalk and Transit Amenities Program Add funding and continue resolution for three positions consisting of one Landscape Architect II, one Management Analyst, and one Senior Management Analyst I to support the Sidewalk and Transit Amenities Program. Related costs consist of employee benefits. <i>SG: \$337,977</i> <i>Related Costs: \$160,385</i>	337,977	-	498,362
53. Roadway Infrastructure Survey Continue funding and resolution authority for one Civil Engineering Associate IV to provide oversight of the roadway infrastructure contract relative to the Pavement Preservation Program. Continue one-time funding in the Overtime General (\$8,000), Printing and Binding (\$200), Contractual Services (\$350,000), Uniforms (\$150), and Office and Administrative (\$2,300) accounts. Funding is provided by the Special Gas Tax Improvement Fund. Related costs consist of employee benefits. <i>SG: \$107,507 SOT: \$8,000 EX: \$352,650</i> <i>Related Costs: \$51,668</i>	468,157	-	519,825

Street Improvement Engineering

Program Changes	Direct Cost	Positions	Total Cost
Changes in Salaries, Expense, Equipment, and Special			
Continuation of Services			
54. Landscape Development Services Continue funding and resolution authority for three positions consisting of one Landscape Architect I and two Landscape Architectural Associate IIs, subject to pay grade determination by the Office of the City Administrative Officer, Employee Relations Division, to perform private development B-Permit review. Continue one-time funding in the Overtime General (\$24,000), Printing and Binding (\$600), Uniforms (\$450), and Office and Administrative (\$6,900) accounts. These positions will be fully reimbursed by B-Permit fees. Related costs consist of employee benefits. <i>SG: \$327,120 SOT: \$24,000 EX: \$7,950</i> <i>Related Costs: \$156,605</i>	359,070	-	515,675
Increased Services			
55. Public Way Reservation System Add six-months funding and resolution authority for one Civil Engineering Associate II, subject to pay grade determination by the Office of the City Administrative Officer, Employee Relations Division, to implement the Public Way Reservation System (PWRS) Active Management Pilot Program. Funding is provided by the Proposition C Anti-Gridlock Transit Fund. See related Bureaus of Engineering and Department of Transportation items. Related costs consist of employee benefits. <i>SG: \$53,753</i> <i>Related Costs: \$32,957</i>	53,753	-	86,710
New Services			
56. Skid Row Hydration Station Maintenance Add six-months funding and resolution authority for one Plumber position to continuously maintain six hydration stations in the Skid Row area. Add one-time funding in the Operating Supplies Account. Related costs consist of employee benefits. <i>SG: \$47,796 EX: \$20,000</i> <i>Related Costs: \$30,883</i>	67,796	-	98,679
57. Automated Public Toilets Add one-time funding in the Contractual Services Account for the operation and maintenance of the 14 automated public toilets located throughout the City. <i>EX: \$590,920</i>	590,920	-	590,920

Street Improvement Engineering

TOTAL Street Improvement Engineering	1,064,651	2
2021-22 Program Budget	14,546,572	26
Changes in Salaries, Expense, Equipment, and Special	1,064,651	2
2022-23 PROGRAM BUDGET	15,611,223	28

General Administration and Support

This program involves the control and management of the internal affairs and activities necessary to maintain streets and related improvements. It includes Department administration, research and planning, application of time standards, training, and clerical and administrative support.

Program Changes	Direct Cost	Positions	Total Cost
Changes in Salaries, Expense, Equipment, and Special			
Apportionment of Changes Applicable to Various Programs Related costs consist of employee benefits. <i>SG: (\$906,007)</i> <i>Related Costs: (\$174,496)</i>	(906,007)	-	(1,080,503)
Continuation of Services			
58. External Public Relations and Service Coordination Continue funding and add regular authority for four positions consisting of one Community Affairs Advocate and three Service Coordinators to respond to community concerns and support public relations and service coordination activities. Continue one-time funding in Overtime General (\$8,000), Printing and Binding (\$200), and Office and Administrative (\$900) accounts. Partial funding is provided by the Street Damage Restoration Fee Fund (\$368,136). Related costs consist of employee benefits. <i>SG: \$491,249 SOT: \$8,000 EX: \$1,100</i> <i>Related Costs: \$227,983</i>	500,349	4	728,332
59. Risk and Liability Mitigation Program Continue funding and resolution authority for 11 positions consisting of one Street Services General Superintendent II, two Street Services Supervisor IIs, three Maintenance Laborers, two Heavy Duty Truck Operators, two Cement Finishers, and one Cement Finisher Worker to perform street, bicycle lane, and sidewalk repairs that mitigate known dangerous conditions and reduce the City's exposure to liability. Continue one-time funding in the Overtime General (\$80,000), Printing and Binding (\$2,000), Construction Expense (\$50,000), Contractual Services (\$167,664), Uniforms (\$18,000), Office and Administrative (\$3,000), and Operating Supplies (\$10,000) accounts. Partial funding is provided by the Measure M Local Return Fund (\$1,059,977). Related costs consist of employee benefits. <i>SG: \$895,130 SOT: \$80,000 EX: \$250,664</i> <i>Related Costs: \$468,290</i>	1,225,794	-	1,694,084

General Administration and Support

Program Changes	Direct Cost	Positions	Total Cost
Changes in Salaries, Expense, Equipment, and Special			
Increased Services			
60. Risk and Liability Mitigation Program Support	48,785	1	80,010
Add six-months funding and regular authority for one Equipment Operator to enable the Department to create a second construction crew to perform street, bicycle lane, and sidewalk repairs that mitigate known dangerous conditions and reduce the City's exposure to liability. Funding is provided by the Measure M Local Return Fund. Related costs consist of employee benefits. <i>SG: \$48,785</i> <i>Related Costs: \$31,225</i>			
TOTAL General Administration and Support	868,921	5	
2021-22 Program Budget	8,926,490	77	
Changes in Salaries, Expense, Equipment, and Special	868,921	5	
2022-23 PROGRAM BUDGET	9,795,411	82	

**BUREAU OF STREET SERVICES
DETAIL OF CONTRACTUAL SERVICES ACCOUNT**

2020-21 Actual Expenditures	2021-22 Adopted Budget	2021-22 Estimated Expenditures	Program/Code/Description	2022-23 Contract Amount
Investigation and Enforcement - BI8602				
\$ 53,124	\$ 350,000	\$ 350,000	1. Sidewalk vending outreach and education.....	\$ 350,000
12,531	-	-	2. Miscellaneous and support services.....	-
<u>\$ 65,655</u>	<u>\$ 350,000</u>	<u>\$ 350,000</u>	Investigation and Enforcement Total	<u>\$ 350,000</u>
Street Sweeping - BI8603				
\$ 77,113	\$ 114,400	\$ 114,400	3. Equipment and vehicles lease, maintenance, and repair	\$ 114,400
54,541	835,000	835,000	4. Contract trucks to supplement City truck capacity.....	835,000
913,061	401,131	402,000	5. Hazardous waste management services.....	401,131
-	1,000,000	1,000,000	6. Street sweeping optimization study.....	-
-	10,000	10,000	7. Global Positioning System technology installation.....	10,000
<u>\$ 1,044,715</u>	<u>\$ 2,360,531</u>	<u>\$ 2,361,000</u>	Street Sweeping Total	<u>\$ 1,360,531</u>
Street Tree and Parkway Maintenance - BI8604				
\$ 384	\$ 12,899	\$ 12,000	8. Field toilets rental.....	\$ 12,899
1,359,040	1,420,000	1,420,000	9. Equipment and vehicles lease, maintenance, and repair	135,415
-	20,000	20,000	10. Equipment and vehicles lease, maintenance, and repair - Complete Streets.....	20,000
34,021	66,400	67,000	11. Equipment and vehicles lease, maintenance, and repair - new trees.....	477,700
-	-	-	12. Equipment and vehicles lease, maintenance, and repair - tree care.....	1,812,285
364,269	85,500	200,000	13. Citywide sidewalk repair rental equipment.....	85,500
1,832,281	-	-	14. Median island landscape maintenance.....	-
106,759	-	-	15. Tree trimming.....	-
760,971	-	-	16. Urban forest street tree inventory	-
227,346	300,000	300,000	17. Venice Canals and Grand Canal maintenance	300,000
-	2,160,000	2,047,000	18. Increased tree planting.....	-
68,763	160,100	160,000	19. Miscellaneous and support services.....	160,100
<u>\$ 4,753,834</u>	<u>\$ 4,224,899</u>	<u>\$ 4,226,000</u>	Street Tree and Parkway Maintenance Total	<u>\$ 3,003,899</u>
Maintaining Streets - CA8605				
\$ 56,373	\$ 160,000	\$ 160,000	20. Graffiti removal.....	\$ 160,000
286,481	468,790	400,000	21. Equipment and vehicles lease, maintenance, and repair	301,126
31,343	25,000	25,000	22. Field toilets rental.....	25,000
7,138	10,000	10,000	23. Property title and Department of Motor Vehicles search.....	10,000
141,481	63,702	133,000	24. Great Streets rental equipment.....	63,702
-	27,126	27,000	25. Contract trucks to supplement City truck capacity.....	27,126
39,685	-	-	26. Unimproved median island maintenance.....	-
59,934	-	-	27. Miscellaneous street maintenance support.....	-
<u>\$ 622,435</u>	<u>\$ 754,618</u>	<u>\$ 755,000</u>	Maintaining Streets Total	<u>\$ 586,954</u>
Pavement Preservation - CA8606				
\$ -	\$ 10,000	\$ 10,000	28. Emissions testing and reporting.....	\$ 10,000
48,272	200,000	200,000	29. Freeway off-ramp closure	200,000
-	500,000	500,000	30. Slurry seal.....	200,000
47,747	30,000	30,000	31. Field toilets rental.....	30,000
826,439	1,735,866	1,730,000	32. Equipment and vehicles lease, maintenance, and repair	1,235,866
2,250,812	10,957,482	10,965,000	33. Contract trucks to supplement City truck capacity.....	10,629,283
541,715	428,595	428,000	34. Asphalt recycling.....	428,595
161,682	-	-	35. Roadway infrastructure survey.....	-
36,000	-	-	36. Pavement management.....	-
106,362	228,185	228,000	37. Miscellaneous and support services.....	228,185
-	-	-	38. Equipment sensor.....	377,070
18,988	-	-	39. Heavy equipment towing.....	300,000
-	-	-	40. Rental of powerscreen unit for asphalt plant l.....	592,231
<u>\$ 4,038,017</u>	<u>\$ 14,090,128</u>	<u>\$ 14,091,000</u>	Pavement Preservation Total	<u>\$ 14,231,230</u>

**BUREAU OF STREET SERVICES
DETAIL OF CONTRACTUAL SERVICES ACCOUNT**

2020-21 Actual Expenditures	2021-22 Adopted Budget	2021-22 Estimated Expenditures	Program/Code/Description	2022-23 Contract Amount
Street Improvement Construction - CA8607				
\$ -	\$ 45,386	\$ 45,000	41. 24-hour emergency response hazardous waste management services.....	\$ 45,386
219,142	30,000	50,000	42. Equipment and vehicles lease, maintenance, and repair - Vision Zero.....	30,000
874,096	797,832	797,000	43. Equipment and vehicles lease, maintenance, and repair - sidewalk repair.....	797,832
295,985	-	20,000	44. Equipment and vehicles lease, maintenance, and repair - Complete Streets.....	-
233,749	188,680	100,000	45. Equipment and vehicles lease, maintenance, and repair - SRP access ramps.....	188,680
997,677	100,934	100,000	46. Equipment and vehicles lease, maintenance, and repair - street and transit.....	100,934
134,406	62,400	62,000	47. Equipment and vehicles lease, maintenance, and repair - bus pad.....	62,400
547,290	-	-	48. Equipment and vehicles lease, maintenance, and repair - other.....	-
490,670	360,000	376,000	49. Design support for sidewalk access ramps	360,000
15,267	14,486	14,000	50. Contract trucks to supplement City truck capacity.....	14,486
78,634	15,000	50,000	51. Field toilets rental.....	15,000
<u>\$ 3,886,916</u>	<u>\$ 1,614,718</u>	<u>\$ 1,614,000</u>	Street Improvement Construction Total	<u>\$ 1,614,718</u>
Street Improvement Engineering - CA8608				
\$ 39,000	\$ 39,135	\$ 39,000	52. Office equipment lease.....	\$ 39,135
1,600,278	1,671,795	1,672,000	53. Asset management and advanced planning.....	1,500,000
587,598	-	-	54. Miscellaneous and support services.....	590,920
-	350,000	350,000	55. Roadway infrastructure survey.....	350,000
-	125,000	125,000	56. Pavement management.....	125,000
<u>\$ 2,226,876</u>	<u>\$ 2,185,930</u>	<u>\$ 2,186,000</u>	Street Improvement Engineering Total	<u>\$ 2,605,055</u>
General Administration and Support - CA8650				
\$ 81,000	\$ 72,760	\$ 73,000	57. Equipment lease, maintenance, and repair	\$ 72,760
-	20,000	20,000	58. Vehicles lease, maintenance, and repair	-
-	-	-	59. Language access services.....	20,000
-	-	-	60. Equipment lease and maintenance - risk and liability mitigation	167,664
-	1,000	1,000	61. Property title and Department of Motor Vehicles search.....	1,000
<u>\$ 81,000</u>	<u>\$ 93,760</u>	<u>\$ 94,000</u>	General Administration and Support Total	<u>\$ 261,424</u>
<u>\$ 16,719,448</u>	<u>\$ 25,674,584</u>	<u>\$ 25,677,000</u>	TOTAL CONTRACTUAL SERVICES ACCOUNT	<u>\$ 24,013,811</u>

Bureau of Street Services

Position Counts			Code	Title	2022-23 Salary Range and Annual Salary	
2021-22	Change	2022-23				
GENERAL						
Regular Positions						
1	3	4	0883	Service Coordinator	4501(2)	(93,980 - 141,190)
1	-	1	1116	Secretary	2585(2)	(53,974 - 81,097)
1	-	1	1117-3	Executive Administrative Assistant III	3338(2)	(69,697 - 104,671)
1	-	1	1170	Payroll Supervisor	3409(2)	(71,179 - 106,926)
3	-	3	1201	Principal Clerk	2783(2)	(58,109 - 87,320)
12	-	12	1223	Accounting Clerk	2511(2)	(52,429 - 78,780)
17	1	18	1358	Administrative Clerk	1929(2)	(40,277 - 60,552)
23	-	23	1368	Senior Administrative Clerk	2379(2)	(49,673 - 74,646)
3	-	3	1461-2	Communications Information Representative II	2379(2)	(49,673 - 74,646)
1	-	1	1461-3	Communications Information Representative III	2562(2)	(53,494 - 80,346)
1	-	1	1523-1	Senior Accountant I	3213(2)	(67,087 - 100,787)
1	-	1	1530-2	Risk Manager II	5252(2)	(109,661 - 164,743)
2	-	2	1555-1	Fiscal Systems Specialist I	4420(2)	(92,289 - 138,622)
2	-	2	1555-2	Fiscal Systems Specialist II	5161(2)	(107,761 - 161,945)
7	-	7	1596	Systems Analyst	3528(2)	(73,664 - 110,643)
2	-	2	1597-1	Senior Systems Analyst I	4171(2)	(87,090 - 130,854)
1	-	1	1597-2	Senior Systems Analyst II	5161(2)	(107,761 - 161,945)
1	-	1	1702-1	Emergency Management Coordinator I	4165(2)	(86,965 - 130,625)
1	-	1	1727	Safety Engineer	4378(2)	(91,412 - 137,306)
3	-	3	1832-1	Warehouse and Toolroom Worker I	2036(2)	(42,511 - 63,892)
1	-	1	2481-1	Supervising Transportation Planner I	4631(2)	(96,695 - 145,283)
-	1	1	2496	Community Affairs Advocate	5252(2)	(109,661 - 164,743)
49	(1)	48	3112	Maintenance Laborer	1922(2)	(40,131 - 60,259)
38	20	58	3114	Tree Surgeon	2455(2)	(51,260 - 77,047)
26	10	36	3115	Maintenance and Construction Helper	2036(2)	(42,511 - 63,892)
19	4	23	3117-1	Tree Surgeon Supervisor I	3439(2)	(71,806 - 107,886)
10	-	10	3117-2	Tree Surgeon Supervisor II	3695(2)	(77,151 - 115,904)
1	-	1	3127-1	Construction and Maintenance Supervisor I		(132,024)
10	11	21	3151	Tree Surgeon Assistant	1922(2)	(40,131 - 60,259)
3	2	5	3160-1	Street Tree Superintendent I	4401(2)	(91,892 - 138,037)
1	-	1	3160-2	Street Tree Superintendent II	5410(2)	(112,960 - 169,712)
11	1	12	3344	Carpenter		(94,941)
2	-	2	3345	Senior Carpenter		(106,488)
7	2	9	3351	Cement Finisher Worker	2390(2)	(49,903 - 75,000)

Bureau of Street Services

Position Counts					
2021-22	Change	2022-23	Code	Title	2022-23 Salary Range and Annual Salary
<u>GENERAL</u>					
<u>Regular Positions</u>					
31	4	35	3353	Cement Finisher	(87,174)
4	-	4	3443	Plumber	(103,919)
2	-	2	3451	Masonry Worker	(98,866)
3	-	3	3523	Light Equipment Operator	2324(2) (48,525 - 72,871)
73	22	95	3525	Equipment Operator	(104,003)
2	-	2	3558	Power Shovel Operator	(104,984)
36	-	36	3583	Truck Operator	2277(6) (47,543 - 71,451)
89	9	98	3584	Heavy Duty Truck Operator	2403(6) (50,174 - 75,376)
81	-	81	3585	Motor Sweeper Operator	2829(2) (59,069 - 88,781)
1	-	1	3734-2	Equipment Specialist II	3577(2) (74,687 - 112,209)
3	-	3	3771	Mechanical Helper	2144(2) (44,766 - 67,275)
2	-	2	3773	Mechanical Repairer	(95,171)
2	-	2	3796	Welder	(94,210)
1	-	1	3799	Electrical Craft Helper	(70,073)
3	-	3	3863	Electrician	(102,729)
1	-	1	3913	Irrigation Specialist	2461(2) (51,385 - 77,172)
2	-	2	4143-1	Asphalt Plant Operator I	2287(2) (47,752 - 71,743)
6	-	6	4143-2	Asphalt Plant Operator II	2598(2) (54,246 - 81,473)
2	-	2	4145	Asphalt Plant Supervisor	3695(2) (77,151 - 115,904)
57	2	59	4150-1	Street Services Worker I	2144(2) (44,766 - 67,275)
11	2	13	4150-2	Street Services Worker II	2277(2) (47,543 - 71,451)
3	-	3	4150-3	Street Services Worker III	2403(2) (50,174 - 75,376)
57	1	58	4152-1	Street Services Supervisor I	3489(7) (72,850 - 109,432)
22	1	23	4152-2	Street Services Supervisor II	3695(7) (77,151 - 115,904)
4	-	4	4156	Assistant Director Bureau of Street Services	7227(2) (150,899 - 226,694)
15	-	15	4158-1	Street Services Superintendent I	4401(2) (91,892 - 138,037)
5	-	5	4158-2	Street Services Superintendent II	4855(2) (101,372 - 152,298)
1	-	1	4159	Director Bureau of Street Services	(263,839)
4	-	4	4160-1	Street Services General Superintendent I	5410(2) (112,960 - 169,712)
-	1	1	4160-2	Street Services General Superintendent II	6313(2) (131,815 - 198,005)
32	-	32	4283	Street Services Investigator	3499(2) (73,059 - 109,745)
5	-	5	4285-2	Senior Street Services Investigator II	3889(2) (81,202 - 121,960)
1	-	1	4286-1	Chief Street Services Investigator I	4783(2) (99,869 - 150,022)
1	-	1	4286-2	Chief Street Services Investigator II	5678(2) (118,556 - 178,085)
13	1	14	7228	Field Engineering Aide	3140(6) (65,563 - 98,490)

Bureau of Street Services

Position Counts					2022-23 Salary Range and Annual Salary	
2021-22	Change	2022-23	Code	Title		
<u>GENERAL</u>						
<u>Regular Positions</u>						
2	-	2	7237	Civil Engineer	4596(2)	(95,964 - 144,176)
4	-	4	7246-2	Civil Engineering Associate II	3801(2)	(79,364 - 119,203)
2	1	3	7246-3	Civil Engineering Associate III	4229(2)	(88,301 - 132,650)
1	-	1	7310-2	Environmental Specialist II	3801(2)	(79,364 - 119,203)
1	-	1	9168	Contract Administrator	5522(2)	(115,299 - 173,178)
6	-	6	9171-1	Senior Management Analyst I	4339(2)	(90,598 - 136,095)
3	-	3	9171-2	Senior Management Analyst II	5372(2)	(112,167 - 168,501)
1	-	1	9182	Chief Management Analyst	6313(2)	(131,815 - 198,005)
16	1	17	9184	Management Analyst	3528(2)	(73,664 - 110,643)
1	-	1	9485	Senior Civil Engineer	5406(2)	(112,877 - 169,524)
1	1	2	9489	Principal Civil Engineer	6313(2)	(131,815 - 198,005)
875	100	975				

AS NEEDED

To be Employed As Needed in Such Numbers as Required

1116	Secretary	2585(2)	(53,974 - 81,097)
1141	Clerk	1854(2)	(38,711 - 58,150)
1223	Accounting Clerk	2511(2)	(52,429 - 78,780)
1358	Administrative Clerk	1929(2)	(40,277 - 60,552)
1368	Senior Administrative Clerk	2379(2)	(49,673 - 74,646)
1501	Student Worker	\$16.42/hr	
1502	Student Professional Worker	1419(7)	(29,628 - 44,516)
1508	Management Aide	2511(2)	(52,429 - 78,780)
1535-1	Administrative Intern I	1594(9)	(33,282 - 50,007)
1535-2	Administrative Intern II	1739(9)	(36,310 - 54,517)
1537	Project Coordinator	3303(2)	(68,966 - 103,606)
1538	Senior Project Coordinator	3922(2)	(81,891 - 123,045)
1539	Management Assistant	2511(2)	(52,429 - 78,780)
1596	Systems Analyst	3528(2)	(73,664 - 110,643)
1599	Systems Aide	2511(2)	(52,429 - 78,780)
3112	Maintenance Laborer	1922(2)	(40,131 - 60,259)
3113-1	Vocational Worker I	1172(7)	(24,471 - 36,748)
3114	Tree Surgeon	2455(2)	(51,260 - 77,047)
3115	Maintenance and Construction Helper	2036(2)	(42,511 - 63,892)
3141	Gardener Caretaker	2036(2)	(42,511 - 63,892)

Bureau of Street Services

Position Counts			Code	Title	2022-23 Salary Range and Annual Salary	
2021-22	Change	2022-23				
<u>AS NEEDED</u>						
<u>To be Employed As Needed in Such Numbers as Required</u>						
			3143	Senior Gardener	2277(2)	(47,543 - 71,451)
			3151	Tree Surgeon Assistant	1922(2)	(40,131 - 60,259)
			3344	Carpenter		(94,941)
			3345	Senior Carpenter		(106,488)
			3351	Cement Finisher Worker	2390(2)	(49,903 - 75,000)
			3353	Cement Finisher		(87,174)
			3443	Plumber		(103,919)
			3451	Masonry Worker		(98,866)
			3523	Light Equipment Operator	2324(2)	(48,525 - 72,871)
			3525	Equipment Operator		(104,003)
			3583	Truck Operator	2277(6)	(47,543 - 71,451)
			3584	Heavy Duty Truck Operator	2403(6)	(50,174 - 75,376)
			3585	Motor Sweeper Operator	2829(2)	(59,069 - 88,781)
			3771	Mechanical Helper	2144(2)	(44,766 - 67,275)
			3773	Mechanical Repairer		(95,171)
			3796	Welder		(94,210)
			3799	Electrical Craft Helper		(70,073)
			3863	Electrician		(102,729)
			4150-1	Street Services Worker I	2144(2)	(44,766 - 67,275)
			4150-2	Street Services Worker II	2277(2)	(47,543 - 71,451)
			4152-1	Street Services Supervisor I	3489(7)	(72,850 - 109,432)
			4152-2	Street Services Supervisor II	3695(7)	(77,151 - 115,904)
			4158-1	Street Services Superintendent I	4401(2)	(91,892 - 138,037)

HIRING HALL

Hiring Hall to be Employed As Needed in Such Numbers as Required

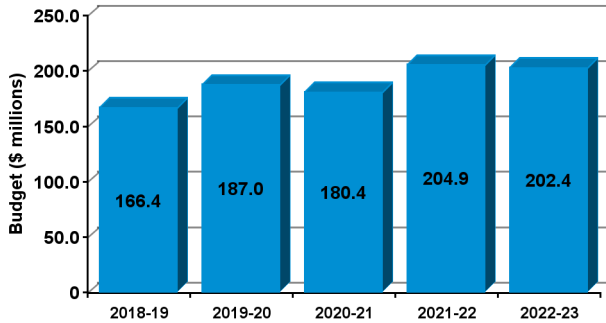
0858	Carpenter - Hiring Hall	\$47.16/hr
0860-1	Cement Finisher I - Hiring Hall	\$15.39/hr
0860-2	Cement Finisher II - Hiring Hall	\$43.33/hr
0862	Electrical Craft Helper - Hiring Hall	\$36.46/hr
0863	Electrical Mechanic - Hiring Hall	\$48.79/hr
0864	Electrical Repairer - Hiring Hall	\$48.79/hr
0865	Electrician - Hiring Hall	\$48.79/hr
0869	Masonry Worker - Hiring Hall	\$39.26/hr
0872-1	Pipefitter I - Hiring Hall	\$22.13/hr

TRANSPORTATION

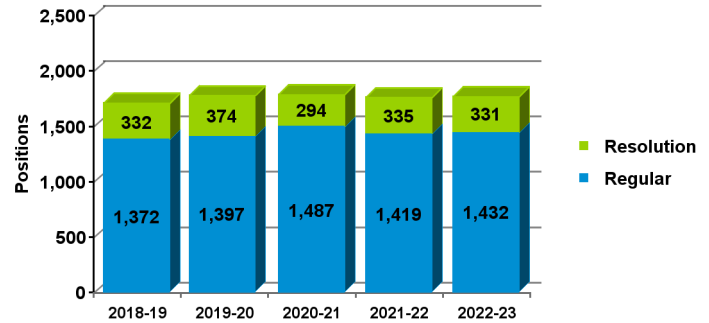
2022-23 Proposed Budget

FIVE-YEAR HISTORY OF BUDGET AND POSITION AUTHORITIES

FIVE-YEAR BUDGET HISTORY



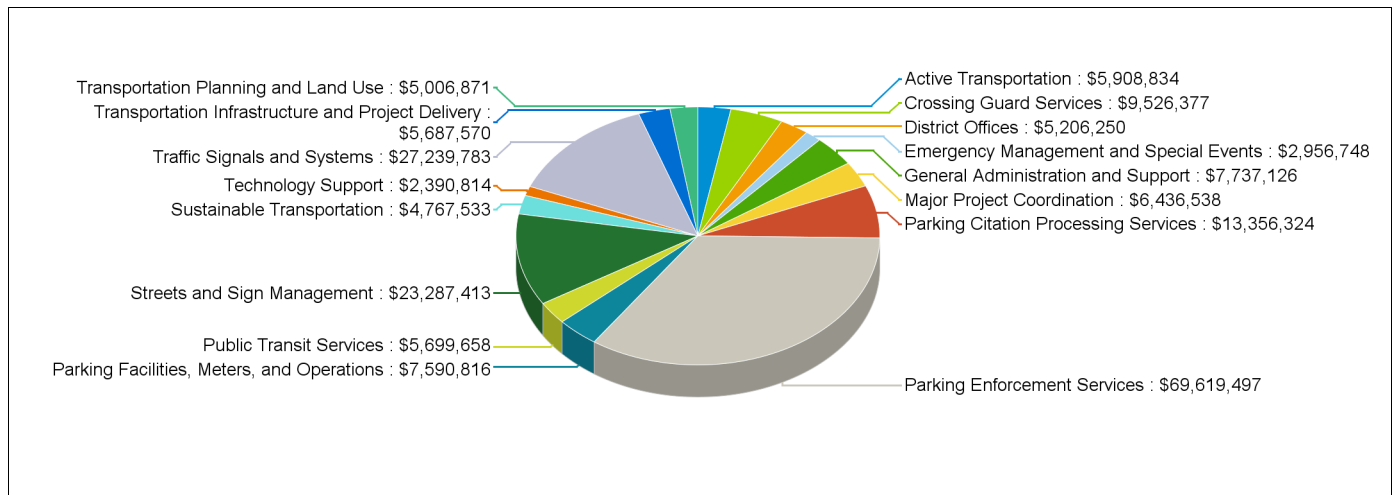
FIVE-YEAR POSITION AUTHORITY HISTORY



SUMMARY OF 2022-23 PROPOSED BUDGET CHANGES

	Total Budget			General Fund			Special Fund		
		Regular	Resolution		Regular	Resolution		Regular	Resolution
2021-22 Adopted	\$204,941,210	1,419	335	\$129,379,387 63.1%	997	87	\$75,561,823 36.9%	422	248
2022-23 Proposed	\$202,418,152	1,432	331	\$124,193,584 61.4%	1,001	65	\$78,224,568 38.6%	431	266
Change from Prior Year	(\$2,523,058)	13	(4)	(\$5,185,803)	4	(22)	\$2,662,745	9	18

2022-23 FUNDING DISTRIBUTION BY PROGRAM



MAIN BUDGET ITEMS

	Funding	Positions
* Development Review Support	\$256,434	-
* Complete Streets and Capital Grants	\$120,008	1
* Traffic Signals Support	\$7,397,243	-
* Bus Speed Improvement Projects / Metro Support	\$360,732	-
* LA Al Fresco Program	\$343,154	-

Recapitulation of Changes

	Adopted Budget 2021-22	Total Budget Changes	Total Budget 2022-23
EXPENDITURES AND APPROPRIATIONS			
Salaries			
Salaries General	147,923,864	3,815,343	151,739,207
Salaries, As-Needed	10,944,650	-	10,944,650
Overtime General	17,498,663	(65,000)	17,433,663
Hiring Hall Salaries	150,000	50,000	200,000
Benefits Hiring Hall	150,000	50,000	200,000
Total Salaries	<u>176,667,177</u>	<u>3,850,343</u>	<u>180,517,520</u>
Expense			
Printing and Binding	208,685	-	208,685
Construction Expense	4,560	-	4,560
Contractual Services	23,350,926	(6,519,901)	16,831,025
Field Equipment Expense	96,725	-	96,725
Transportation	140,280	-	140,280
Utilities Expense Private Company	95,000	-	95,000
Paint and Sign Maintenance and Repairs	2,968,077	211,000	3,179,077
Signal Supplies and Repairs	521,800	-	521,800
Uniforms	146,095	-	146,095
Office and Administrative	650,125	(64,500)	585,625
Operating Supplies	91,760	-	91,760
Total Expense	<u>28,274,033</u>	<u>(6,373,401)</u>	<u>21,900,632</u>
Total Transportation	<u>204,941,210</u>	<u>(2,523,058)</u>	<u>202,418,152</u>

Recapitulation of Changes

	Adopted Budget 2021-22	Total Budget Changes	Total Budget 2022-23
SOURCES OF FUNDS			
General Fund	129,379,387	(5,185,803)	124,193,584
Traffic Safety Fund (Sch. 4)	950,000	400,000	1,350,000
Special Gas Tax Improvement Fund (Sch. 5)	4,212,230	106,448	4,318,678
Mobile Source Air Pollution Reduction Fund (Sch. 10)	2,038,023	90,074	2,128,097
Special Parking Revenue Fund (Sch. 11)	394,600	625,596	1,020,196
Sewer Operations & Maintenance Fund (Sch. 14)	225,500	-	225,500
Sewer Capital Fund (Sch. 14)	337,180	5,578	342,758
Proposition A Local Transit Assistance Fund (Sch. 26)	5,866,348	488,405	6,354,753
Proposition C Anti-Gridlock Transit Fund (Sch. 27)	39,241,364	1,468,223	40,709,587
Coastal Transportation Corridor Trust Fund (Sch. 29)	573,699	27,772	601,471
DOT Expedited Fee Trust Fund (Sch. 29)	362,038	27,832	389,870
Permit Parking Program Revenue Fund (Sch. 29)	4,639,165	(1,306,192)	3,332,973
Transportation Regulation & Enforcement Fund (Sch. 29)	269,025	-	269,025
Ventura/Cahuenga Corridor Plan Fund (Sch. 29)	213,397	(64,854)	148,543
Warner Center Transportation Trust Fund (Sch. 29)	305,782	21,683	327,465
West LA Transportation Improvement & Mitigation (Sch. 29)	310,040	18,091	328,131
Planning Case Processing Fund (Sch. 35)	10,000	-	10,000
Street Damage Restoration Fee Fund (Sch. 47)	367,359	102,151	469,510
Measure R Local Return Fund (Sch. 49)	6,036,563	(180,244)	5,856,319
Sidewalk Repair Fund (Sch. 51)	172,345	12,349	184,694
Measure M Local Return Fund (Sch. 52)	8,724,388	797,459	9,521,847
Planning Long-Range Planning Fund (Sch. 56)	312,777	22,374	335,151
Total Funds	204,941,210	(2,523,058)	202,418,152
Percentage Change			(1.23)%
Positions	1,419	13	1,432

Changes Applicable to Various Programs

The following changes involve two or more budgetary programs. These changes are explained below and apportioned as single entries in the affected programs. Single-program changes are shown only in the programs involved.

Program Changes	Direct Cost	Positions	Total Cost
Changes in Salaries, Expense, Equipment, and Special			
Obligatory Changes			
1. 2021-22 Employee Compensation Adjustment Related costs consist of employee benefits. <i>SG: \$4,148,286</i> <i>Related Costs: \$1,400,049</i>	4,148,286	-	5,548,335
2. 2022-23 Employee Compensation Adjustment Related costs consist of employee benefits. <i>SG: \$2,569,549</i> <i>Related Costs: \$70,385</i>	2,569,549	-	2,639,934
3. Full Funding for Partially Financed Positions Related costs consist of employee benefits. <i>SG: \$471,745</i> <i>Related Costs: \$159,214</i>	471,745	-	630,959
4. Salary Step and Turnover Effect Related costs consist of employee benefits. <i>SG: \$874,691</i> <i>Related Costs: \$295,209</i>	874,691	-	1,169,900
Deletion of One-Time Services			
5. Deletion of One-Time Expense Funding Delete one-time Salaries, As-Needed, Overtime General, and expense funding. <i>SAN: (\$1,452,360) SHH: (\$150,000) SHHFB: (\$150,000)</i> <i>SOT: (\$65,000) EX: (\$5,294,401)</i>	(7,111,761)	-	(7,111,761)
6. Deletion of Funding for Resolution Authorities Delete funding for 335 resolution authority positions. Resolution authorities are reviewed annually and continued only if sufficient funding is available to maintain the current service level. 13 positions are continued as regular authorities: Complete Streets and Capital Grants (One position) Metro Project Support (Two positions) Transit Operations Support (Five positions) Emergency Management Services Support (One position) Crossing Guard Supervision (Three positions) Software Programming Support (One position) 297 positions are continued: LAWA LAMP and Coastal Review Plan Support (Three positions) Metro Annual Work Program (52 positions)	(27,727,656)	-	(41,285,987)

Program Changes	Direct Cost	Positions	Total Cost
-----------------	-------------	-----------	------------

Changes in Salaries, Expense, Equipment, and Special

Deletion of One-Time Services

- Complete Streets and Vision Zero Corridors (Six positions)
- Bikeshare and Carshare Programs (Two positions)
- Dockless Scooter Share Program (Five positions)
- Autonomous Vehicle Demonstrations (Two positions)
- Electric Vehicle Infrastructure Resources (Two positions)
- Dockless Mobility Enforcement (Three positions)
- Vehicles for Hire Section Support (One position)
- Mobility Investment Program (One position)
- Development Review Support (Two positions)
- Transportation Project Delivery Support (23 positions)
- Affordable Housing and Sustainable Communities Grant (Two positions)
- AHSC Grant Implementation (Two positions)
- Parking and Electric Vehicle Infrastructure (One position)
- Parking Revenue Support (One position)
- Hollywood Sign Enforcement (14 positions)
- Traffic Officer Supervision and Support (Eight positions)
- Community Assistance Parking Program (Two positions)
- Vision Zero Street and Safety Improvements (Four positions)
- Traffic and Street Maintenance Support (13 positions)
- Film Industry Support (Four positions)
- Temporary Sign Resources (Two positions)
- Failed Streets Reconstruction Program (12 positions)
- Complete Streets - Striping (Six positions)
- Traffic Marking and Signs Field Operations Support (One position)
- Speed Hump Program (Four positions)
- Vision Zero Traffic Signal Construction Program (Nine positions)
- Traffic Signals Support (72 positions)
- Safety-Related Traffic Signal Construction (Five positions)
- Vision Zero Traffic Signal Implementation (Three positions)
- DWP Water Trunk Line Program - Traffic Signals (Six positions)
- Traffic Signal Field Operations Support (One position)
- Transit Services Expansion (Seven positions)
- Bus Speed Improvement Projects / Metro Support (Three positions)
- State Route 710 North Mobility Projects (One position)
- DWP Water Trunk Line Program - Construction (One position)
- LA Al Fresco Program (Three positions)
- Great Streets Initiative (Two positions)
- Safe Routes for Seniors (One position)
- Crossing Guard Services (One position)
- Community Affairs Advocate (One position)
- Assistant General Manager (One position)
- Contract and Budget Administration Support for Transit (One position)
- External Affairs - Community Engagement (One position)

Program Changes	Direct Cost	Positions	Total Cost
Changes in Salaries, Expense, Equipment, and Special			
Deletion of One-Time Services			
25 vacant positions are not continued:			
Electric Vehicle Infrastructure Resources (One position)			
Traffic Marking and Signs Field Operations Support (One position)			
Field Operations - Transportation Engineering Positions (Three positions)			
Field Operations - Traffic Painter and Sign Posters (Four positions)			
Speed Hump Enhancement (Three positions)			
West Valley District Office Support (One position)			
Traffic Signal Field Operations and Design (Eight positions)			
Emergency Management Services (One position)			
Great Streets Initiative (Three positions)			
SG: (\$27,727,656)			
Related Costs: (\$13,558,331)			
7. Deletion of One-Time Salary Funding	(6,704,987)	-	(6,704,987)
Delete one-time Salaries General funding.			
SG: (\$6,704,987)			
Continuation of Services			
8. LAWA LAMP and Coastal Review Plan Support	377,340	-	551,427
Continue funding and resolution authority for three positions consisting of one Transportation Engineer and two Transportation Engineering Associate IIIs. These positions will support the Los Angeles World Airports (LAWA) with the review of environmental impact documentation and the design and implementation of transportation improvement projects related to the Landslide Access Modernization Program (LAMP). Funding for the Transportation Engineer and one Transportation Engineering Associate III will be fully reimbursed by LAWA. In addition, one Transportation Engineering Associate III will review plans for potential new developments for West Los Angeles and the coastal transportation corridor as needed. Funding for one Transportation Engineering Associate III is provided by the Coastal Transportation Corridor Trust Fund and will be fully reimbursed by LAWA. Related costs consist of employee benefits.			
SG: \$377,340			
Related Costs: \$174,087			

Program Changes	Direct Cost	Positions	Total Cost
Changes in Salaries, Expense, Equipment, and Special			
Continuation of Services			
9. Metro Annual Work Program Continue funding and resolution authority for 52 positions consisting of two Accountants, one Senior Accountant I, one Transportation Planning Associate II, five Traffic Officer IIs, two Senior Traffic Supervisor Is, four Signal Systems Electricians, four Transportation Engineers, 15 Transportation Engineering Associate (TEA) IIs, 12 TEA IIIs, three TEA IVs, one Senior Management Analyst II, and two Management Analysts to support the Los Angeles Metropolitan Transportation Authority (Metro) Annual Work Program. Funding is provided by the Proposition C Anti-Gridlock Transit Improvement Fund (\$1,538,146) and the Measure M Local Return Fund (\$3,991,556) and the costs will be fully reimbursed by Metro. See related items in the Bureaus of Contract Administration, Engineering, Street Lighting, and Street Services. Related costs consist of employee benefits. <i>SG: \$5,529,702</i> <i>Related Costs: \$2,665,628</i>	5,529,702	-	8,195,330
10. Complete Streets and Vision Zero Corridors Continue funding and resolution authority for six positions consisting of four Transportation Engineering Associate IIs, one Transportation Engineering Associate III, and one Signal Systems Electrician to support the design, construction, and inspection of Complete Streets and Vision Zero corridor projects. Funding is provided by the Measure M Local Return Fund. See related Bureaus of Engineering, Street Lighting, and Street Services items. Related costs consist of employee benefits. <i>SG: \$635,704</i> <i>Related Costs: \$306,759</i>	635,704	-	942,463
Restoration of Services			
11. Restoration of One-Time Expense Funding Restore funding in the Paint and Sign Maintenance and Repairs Account that was reduced on a one-time basis in the 2021-22 Budget. <i>EX: \$211,000</i>	211,000	-	211,000

Program Changes	Direct Cost	Positions	Total Cost
Changes in Salaries, Expense, Equipment, and Special			
New Services			
<p>12. Metro Annual Work Plan - Transit Speed Improvements Add nine-months funding and resolution authority for five positions consisting of two Transportation Engineering Associate IIs, subject to pay grade determination by the Office of the City Administrative Officer (CAO), Employee Relations Division (ERD), one Transportation Engineering Associate II, subject to pay grade determination by the CAO ERD, one Transportation Engineering Associate II, and one Programmer/Analyst I, subject to pay grade determination by the CAO ERD, to support work related to the Transit Speed Improvement Project as part of the Los Angeles Metropolitan Transportation Authority (Metro) Annual Work Plan. Funding is provided by the Measure M Local Return Fund and the costs will be fully reimbursed by Metro. Related costs consist of employee benefits. <i>SG: \$385,147</i> <i>Related Costs: \$205,295</i></p>	385,147	-	590,442
<p>13. DWP Project Design and Construction Support Add nine-months funding and resolution authority for eight positions consisting of one Senior Transportation Engineer, one Transportation Engineer, one Transportation Engineering Associate II, subject to pay grade determination by the Office of the City Administrative Officer, Employee Relations Division, three Transportation Engineering Associate IIs, one Signal Systems Electrician, and one Accountant to support the construction and design of Department of Water and Power (DWP) infrastructure improvement projects. All costs will be fully reimbursed by DWP. Related costs consist of employee benefits. <i>SG: \$688,958</i> <i>Related Costs: \$353,787</i></p>	688,958	-	1,042,745
Efficiencies to Services			
<p>14. Expense Account Reduction Reduce funding in the Contractual Services Account on a one-time basis to reflect anticipated expenditures, which include savings achieved due to Departmental efficiencies and expenditure reductions. <i>EX: (\$1,500,000)</i></p>	(1,500,000)	-	(1,500,000)
<p>15. One-Time Salary Reduction Reduce funding in the Salaries General Account on a one-time basis to reflect savings generated by positions filled in-lieu, maintaining vacancies, and anticipated attrition. Related costs consist of employee benefits. <i>SG: (\$1,300,000)</i> <i>Related Costs: (\$452,529)</i></p>	(1,300,000)	-	(1,752,529)

Transportation

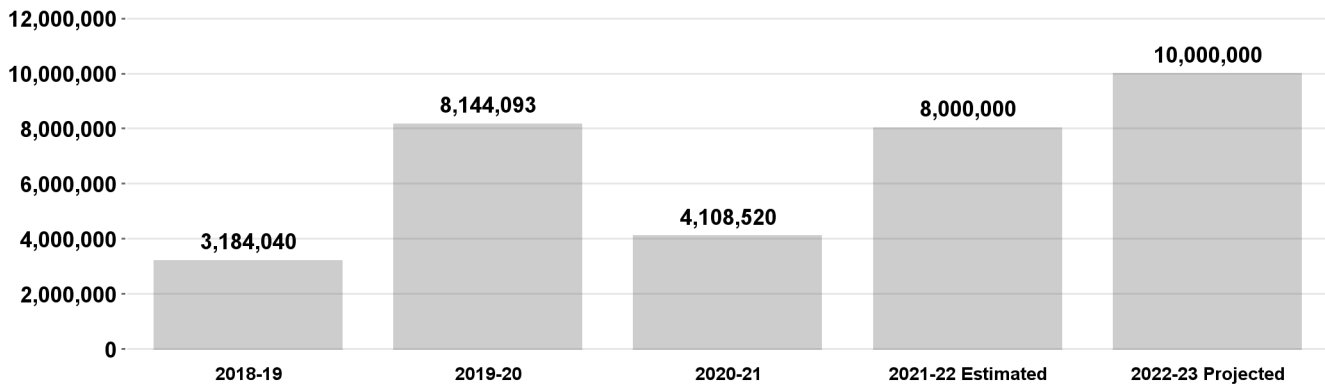
Program Changes	Direct Cost	Positions	Total Cost
Changes in Salaries, Expense, Equipment, and Special			
Efficiencies to Services			
16. One-Time Salary Reduction	(400,000)	-	(400,000)
Reduce funding in the Salaries General Account, as a one-time budget reduction, from the Proposition C Anti-Gridlock Transit Fund, to reflect savings generated by positions filled-in-lieu, maintaining vacancies, and anticipated attrition.			
SG: (\$400,000)			
TOTAL CHANGES APPLICABLE TO VARIOUS PROGRAMS	(28,852,282)	-	

Sustainable Transportation

Priority Outcome: Create a more livable and sustainable city

This program includes sustainable transportation programs which promote fuel efficiency and vehicle emission controls and create options to decrease dependency on fossil fuels, air pollution, and traffic congestion. In the short term, this program includes the following shared use mobility option services: Vehicles for Hire, Bikeshare, Carshare, and autonomous vehicles.

Number of Dockless Scooter Trips per Year



Program Changes

Direct Cost Positions Total Cost

Changes in Salaries, Expense, Equipment, and Special

Apportionment of Changes Applicable to Various Programs	(3,031,423)	-	(3,702,421)
Related costs consist of employee benefits.			
SG: (\$1,373,813) SOT: (\$65,000) EX: (\$1,592,610)			
Related Costs: (\$670,998)			

Continuation of Services

17. Bikeshare and Carshare Programs	206,538	-	306,924
Continue funding and resolution authority for two positions consisting of one Management Analyst and one Transportation Planning Associate II to support the Bikeshare and Carshare Programs. The Management Analyst provides oversight and management of the Electric Vehicle Carshare program. The Transportation Planning Associate II provides oversight and management of the Bikeshare program, which is a regional partnership with the Los Angeles Metropolitan Transportation Authority. Funding is provided by the Mobile Source Air Pollution Reduction Fund. Related costs consist of employee benefits.			
SG: \$206,538			
Related Costs: \$100,386			

Sustainable Transportation

Program Changes	Direct Cost	Positions	Total Cost
Changes in Salaries, Expense, Equipment, and Special			
Continuation of Services			
18. Dockless Scooter Share Program Continue funding and resolution authority for five positions consisting of two Transportation Planning Associate IIs, one Data Analyst I, one Administrative Clerk, and one Planning Assistant to manage the Citywide dockless scooter share program. Funding is provided by the fees paid by participating companies collected through the Permit Parking Program Revenue Fund. Related costs consist of employee benefits. <i>SG: \$414,551</i> <i>Related Costs: \$215,530</i>	414,551	-	630,081
19. Autonomous Vehicle Demonstrations Continue funding and resolution authority for two positions consisting of one Supervising Transportation Planner I and one Management Analyst to support the preparation of the City's automated traffic and surveillance infrastructure for connected and autonomous vehicles. Funding is provided by the Measure M Local Return Fund. Related costs consist of employee benefits. <i>SG: \$222,248</i> <i>Related Costs: \$105,855</i>	222,248	-	328,103
20. Electric Vehicle Infrastructure Resources Continue funding and resolution authority for two positions consisting of one Transportation Engineering Associate III and one Management Analyst and add funding and resolution authority for one Transportation Planning Associate I to plan and deliver on-street and off-street electric vehicle infrastructure. One vacant Planning Assistant is not continued. Funding is provided by the Measure M Local Return Fund. Related costs consist of employee benefits. <i>SG: \$296,944</i> <i>Related Costs: \$146,101</i>	296,944	-	443,045
21. Vehicles for Hire Section Support Continue funding and resolution authority for one Senior Administrative Clerk for the Vehicles for Hire Program to reduce delays in permit processing. Related costs consist of employee benefits. <i>SG: \$66,395</i> <i>Related Costs: \$37,357</i>	66,395	-	103,752

Sustainable Transportation

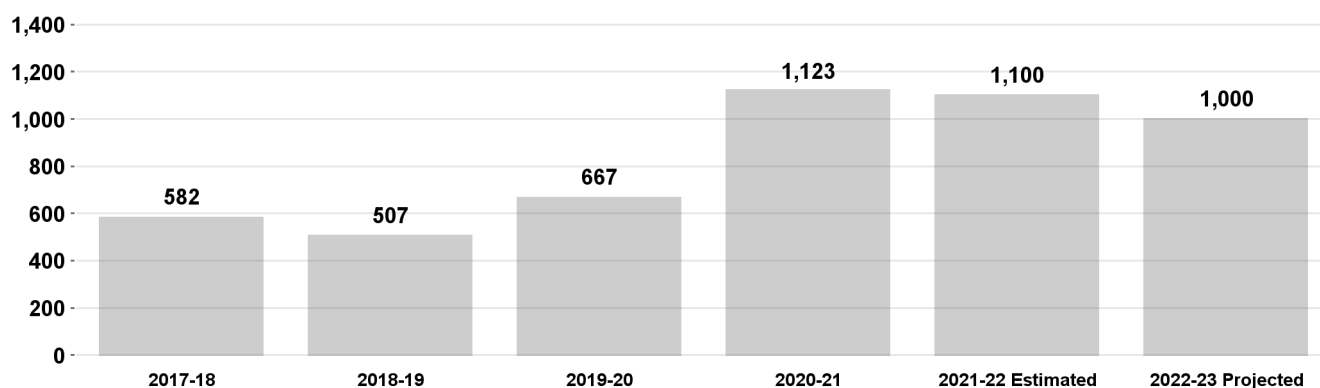
Program Changes	Direct Cost	Positions	Total Cost
Changes in Salaries, Expense, Equipment, and Special			
Continuation of Services			
22. Dockless Mobility Enforcement Continue funding and resolution authority for three positions consisting of one Senior Transportation Investigator, one Transportation Investigator, and one Supervising Transportation Planner I to serve as the enforcement unit and manage the operations of the Dockless On-Demand Personal Mobility Program. Funding is provided by the fees paid by participating companies collected through the Permit Parking Program Revenue Fund. Related costs consist of employee benefits. <i>SG: \$329,827</i> <i>Related Costs: \$157,548</i>	329,827	-	487,375
23. Taxicab Ambulance Vehicle for Hire Information System Continue one-time funding in the Contractual Services Account for the annual maintenance and support of the Taxicab Ambulance Vehicle for Hire Information System (TAVIS). Funding for TAVIS is supported by an Annual Technology Fee from companies and drivers for current for-hire vehicles and transportation modes. <i>EX: \$210,000</i>	210,000	-	210,000
TOTAL Sustainable Transportation	(1,284,920)	-	
2021-22 Program Budget	6,052,453	27	
Changes in Salaries, Expense, Equipment, and Special	(1,284,920)	-	
2022-23 PROGRAM BUDGET	4,767,533	27	

Transportation Planning and Land Use

Priority Outcome: Create a more livable and sustainable city

This program develops long-range transportation plans that become part of the City's Community and Specific plans. Community and Specific plans are then used as a blueprint to implement transportation projects and programs that are consistent with City policy. This program also provides traffic studies for both City Departments and private developers who seek permit approval from the Department of Transportation relative to the identification of traffic impacts and solutions required for traffic mitigation and CEQA clearance. The following services are provided: 1. Collection and administration of developer trip fees in specific plan areas to implement transportation improvements; 2. Development of long-range transportation plans to implement transportation projects citywide; 3. Case processing of traffic studies as part of a CEQA clearance purpose to identify project-related traffic impacts and recommend appropriate mitigation solutions for proposed development projects; 4. Issuance of B-permit sign-offs, driveway permits, building permit sign-offs, and condition clearance for proposed developments.

Total Number of Development Permits Received



Program Changes	Direct Cost	Positions	Total Cost
Changes in Salaries, Expense, Equipment, and Special			
Apportionment of Changes Applicable to Various Programs	(2,069,237)	-	(2,035,001)
Related costs consist of employee benefits.			
SG: \$30,763 EX: (\$2,100,000)			
Related Costs: \$34,236			
Continuation of Services			
24. Mobility Investment Program	98,510	-	147,046
Continue funding and resolution authority for one Geographic Information Systems Specialist to develop and support the Mobility Investment Program. Related costs consist of employee benefits.			
SG: \$98,510			
Related Costs: \$48,536			

Transportation Planning and Land Use

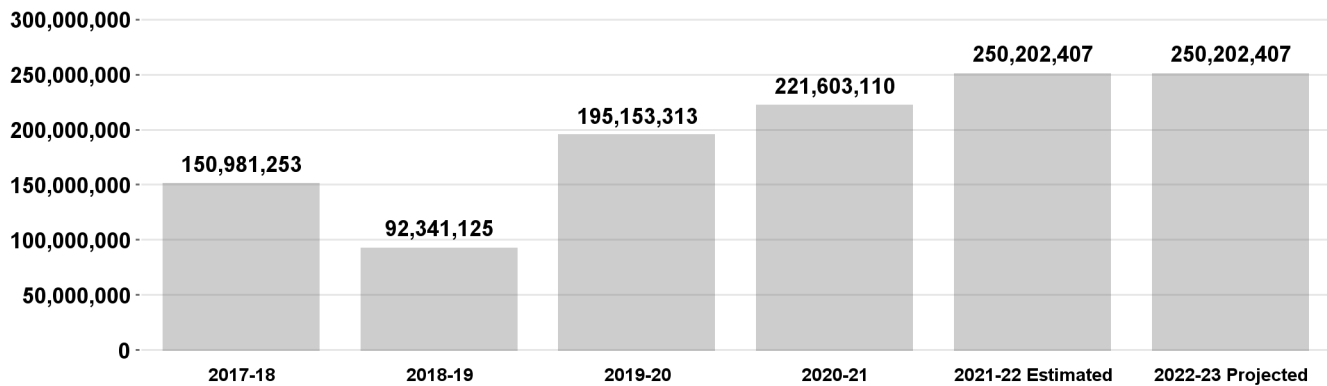
Program Changes	Direct Cost	Positions	Total Cost
Changes in Salaries, Expense, Equipment, and Special			
Continuation of Services			
25. Development Review Support	256,434	-	374,188
Continue funding and resolution authority for two positions consisting of one Transportation Engineer and one Transportation Engineering Associate III for development review support. Partial funding is provided by the Proposition C Anti-Gridlock Transit Improvement Fund (\$120,906). Related costs consist of employee benefits. SG: \$256,434 Related Costs: \$117,754			
TOTAL Transportation Planning and Land Use	(1,714,293)	-	
2021-22 Program Budget	6,721,164	33	
Changes in Salaries, Expense, Equipment, and Special	(1,714,293)	-	
2022-23 PROGRAM BUDGET	5,006,871	33	

Transportation Infrastructure and Project Delivery

Priority Outcome: Create a more livable and sustainable city

This program is responsible for the implementation of grant funded capital transportation projects as well as providing coordination services with other City departments and outside agencies.

Total Value of Active Projects



Program Changes	Direct Cost	Positions	Total Cost
Changes in Salaries, Expense, Equipment, and Special			
Apportionment of Changes Applicable to Various Programs	(3,096,555)	-	(4,444,222)
Related costs consist of employee benefits.			
SG: (\$3,096,555)			
Related Costs: (\$1,347,667)			
Continuation of Services			
26. Transportation Project Delivery Support	2,679,138	-	3,939,381
Continue funding and resolution authority for 23 positions consisting of three Transportation Engineers, nine Transportation Engineering Associate (TEA) IIs, seven TEA IIIs, one TEA IV, one Management Analyst, one Senior Transportation Engineer, and one Senior Accountant II to support the implementation and management of highway and transportation capital grant-funded projects. Funding is provided by the Proposition C Anti-Gridlock Transit Fund and will be reimbursed by various grantors as part of the Transportation Grant Annual Work Program. Related costs consist of employee benefits.			
SG: \$2,679,138			
Related Costs: \$1,260,243			

Transportation Infrastructure and Project Delivery

Program Changes	Direct Cost	Positions	Total Cost
Changes in Salaries, Expense, Equipment, and Special			
Continuation of Services			
<p>27. Affordable Housing and Sustainable Communities Grant Continue funding and resolution authority for two positions consisting of one Transportation Engineering Associate III and one Transportation Planning Associate II to provide planning and grant application support for the Affordable Housing and Sustainable Communities (AHSC) program. The positions will serve on an inter-departmental team to focus on the annual AHSC grant cycle. See related Bureau of Engineering and Housing Department items. Related costs consist of employee benefits. <i>SG: \$225,201</i> <i>Related Costs: \$106,882</i></p>	225,201	-	332,083
<p>28. AHSC Grant Implementation Continue funding and resolution authority for two positions consisting of one Transportation Engineering Associate (TEA) III and one TEA II to lead the implementation and project delivery phase of the Affordable Housing and Sustainable Communities Grant program. These positions are fully reimbursed by grant funds. See related Bureau of Engineering and Housing Department items. Related costs consist of employee benefits. <i>SG: \$225,201</i> <i>Related Costs: \$106,882</i></p>	225,201	-	332,083
<p>29. Complete Streets and Capital Grants Continue funding and add regular authority for one Supervising Transportation Planner I assigned to the Complete Streets program and Capital Grants. Funding is provided by the Proposition C Anti-Gridlock Transit Improvement Fund. Related costs consist of employee benefits. <i>SG: \$120,008</i> <i>Related Costs: \$56,020</i></p>	120,008	1	176,028
Increased Services			
<p>30. Capital Grant Project Delivery Support and Management Add nine-months funding and resolution authority for six positions consisting of one Transportation Engineering Associate II, one Senior Management Analyst I, one Management Analyst, and three Signal Systems Electricians to manage and inspect grant-funded capital projects. Partial funding is provided by the Proposition C Anti-Gridlock Transit Improvement Fund (\$248,334). The positions will be reimbursed by funded construction projects, including grant funded projects. Related costs consist of employee benefits. <i>SG: \$467,977</i> <i>Related Costs: \$248,373</i></p>	467,977	-	716,350

Transportation Infrastructure and Project Delivery

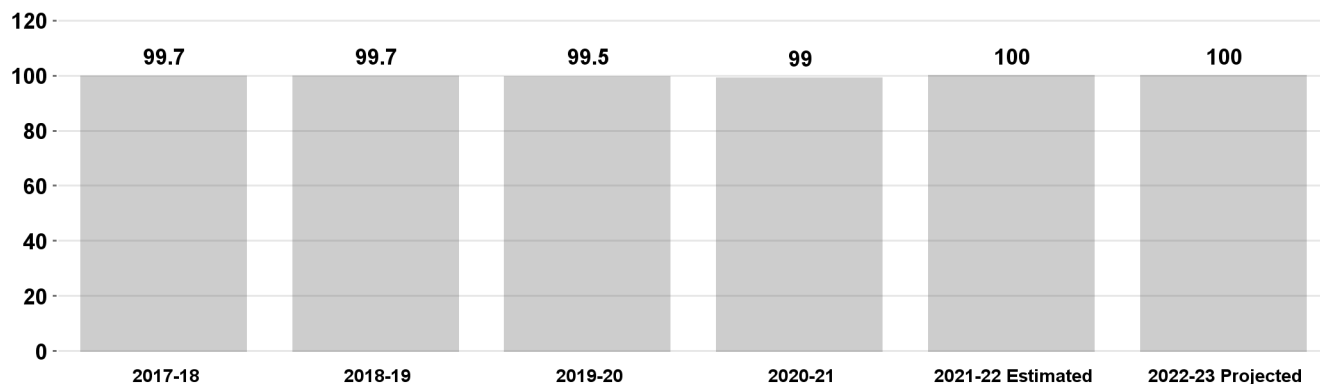
TOTAL Transportation Infrastructure and Project Delivery	620,970	1
2021-22 Program Budget	5,066,600	16
Changes in Salaries, Expense, Equipment, and Special	620,970	1
2022-23 PROGRAM BUDGET	5,687,570	17

Parking Facilities, Meters, and Operations

Priority Outcome: Create a more livable and sustainable city

This program supports the operation and maintenance of City-owned parking lots, management of the City's on-street parking meters, and administration of the City's Permit Parking Service. This program also assists in the development of various mixed-use projects relative to City-owned parking lots in coordination with other City and governmental agencies and private developers. Lastly, this program includes meter security functions for parking meter coin collection and oversight of the coin counting for over 38,000 parking meters.

Percent of Time Parking Meters are Functioning Properly



Program Changes	Direct Cost	Positions	Total Cost
Changes in Salaries, Expense, Equipment, and Special			
Apportionment of Changes Applicable to Various Programs	(87,524)	-	(16,745)
Related costs consist of employee benefits.			
SG: (\$87,524)			
Related Costs: \$70,779			
Continuation of Services			
31. Parking and Electric Vehicle Infrastructure	118,921	-	174,562
Continue funding and resolution authority for one Environmental Affairs Officer to develop and implement Citywide electric vehicle charging policies. Funding is provided by the Mobile Source Air Pollution Reduction Fund. Related costs consist of employee benefits.			
SG: \$118,921			
Related Costs: \$55,641			
32. Parking Revenue Support	90,433	-	136,158
Continue funding and resolution authority for one Senior Accountant II to provide administrative support for the Special Parking Revenue Fund. Funding is provided by the Special Parking Revenue Fund. Related costs consist of employee benefits.			
SG: \$90,433			
Related Costs: \$45,725			

Parking Facilities, Meters, and Operations

Program Changes	Direct Cost	Positions	Total Cost
Changes in Salaries, Expense, Equipment, and Special			
Increased Services			
33. Parking Facilities and Meters Support Add nine-months funding and resolution authority for nine positions consisting of one Transportation Engineer, two Transportation Engineering Associate IIs, subject to pay grade determination by the Office of the City Administrative Officer, Employee Relations Division, one Transportation Engineering Aide I, one Parking Meter Technician Supervisor I, two Parking Meter Technicians, one Civil Engineering Drafting Technician, and one Geographic Information Systems Specialist, to provide support of parking facilities and meters. Funding is provided by the Special Parking Revenue Fund (\$535,163) and Permit Parking Program Revenue Fund (\$73,883). Related costs consist of employee benefits. <i>SG: \$609,046</i> <i>Related Costs: \$340,214</i>	609,046	-	949,260
TOTAL Parking Facilities, Meters, and Operations	730,876	-	
2021-22 Program Budget	6,859,940	67	
Changes in Salaries, Expense, Equipment, and Special	730,876	-	
2022-23 PROGRAM BUDGET	7,590,816	67	

Parking Enforcement Services

Priority Outcome: Create a more livable and sustainable city
 This program employs full-time Traffic Officers who enforce parking restrictions found in state and City codes. The Parking Enforcement Services program also provides traffic control services during peak periods at heavily congested intersections, during emergencies, and whenever signals fail.

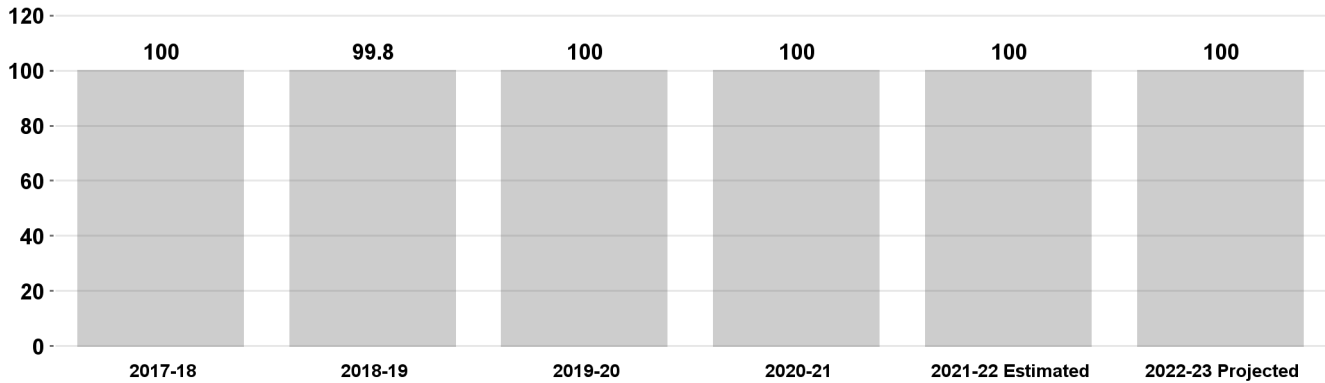
Program Changes	Direct Cost	Positions	Total Cost
Changes in Salaries, Expense, Equipment, and Special			
Apportionment of Changes Applicable to Various Programs Related costs consist of employee benefits. SG: (\$1,574,649) Related Costs: (\$379,815)	(1,574,649)	-	(1,954,464)
Continuation of Services			
34. Hollywood Sign Enforcement Continue funding and resolution authority for 14 Traffic Officer IIs to provide traffic enforcement around the Hollywood Sign to address traffic and public safety issues. Related costs consist of employee benefits. SG: \$992,292 Related Costs: \$544,847	992,292	-	1,537,139
35. Traffic Officer Supervision and Support Continue funding and resolution authority for eight positions consisting of three Senior Traffic Supervisor Is and five Administrative Clerks. The Senior Traffic Supervisor I positions provide additional supervision to the High Priority Scofflaw Unit and the Crossing Guard Program. The Administrative Clerks provide area offices with administrative support and allow Senior Traffic Supervisors to spend more time in the field. Related costs consist of employee benefits. SG: \$504,537 Related Costs: \$289,589	504,537	-	794,126
TOTAL Parking Enforcement Services	(77,820)	-	
2021-22 Program Budget	69,697,317	752	
Changes in Salaries, Expense, Equipment, and Special	(77,820)	-	
2022-23 PROGRAM BUDGET	69,619,497	752	

Parking Citation Processing Services

Priority Outcome: Create a more livable and sustainable city

This program is responsible for processing all parking citations issued by the City of Los Angeles for stopped vehicles in violation of California and City codes. In addition, this program provides adjudication services for motorists who contest parking citations issued by the City of Los Angeles.

Initial Parking Citation Review Rate within 240-Days (percentage)



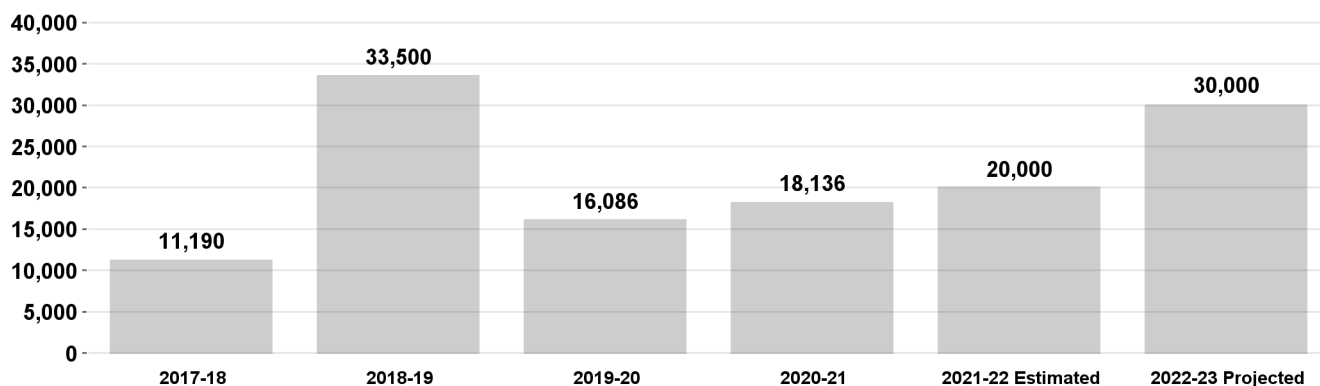
Program Changes	Direct Cost	Positions	Total Cost
Changes in Salaries, Expense, Equipment, and Special			
Apportionment of Changes Applicable to Various Programs	(1,590,802)	-	(1,618,843)
Related costs consist of employee benefits.			
SG: (\$90,802) EX: (\$1,500,000)			
Related Costs: (\$28,041)			
Continuation of Services			
36. Community Assistance Parking Program	130,136	-	203,926
Continue funding and resolution authority for two positions consisting of one Management Assistant and one Senior Administrative Clerk to support the Community Assistance Parking Program which allows homeless individuals with open and unpaid parking citations to pay their citations by providing community services. Related costs consist of employee benefits.			
SG: \$130,136			
Related Costs: \$73,790			
TOTAL Parking Citation Processing Services	(1,460,666)	-	
2021-22 Program Budget	14,816,990	50	
Changes in Salaries, Expense, Equipment, and Special	(1,460,666)	-	
2022-23 PROGRAM BUDGET	13,356,324	50	

Streets and Sign Management

Priority Outcome: Create a more livable and sustainable city

This program includes the design and installation of traffic markings on repaved streets, installation and maintenance of traffic safety and street name signs, temporary sign postings, and the design and installation of pavement markings that includes lane striping, traffic markings on streets and curbs, and Citywide mark-out. This program also coordinates with the Bureau of Street Services to schedule work crews to install pavement and curb markings in conjunction with street resurfacings.

Number of Sign Maintenance & Installation Projects Completed



Program Changes	Direct Cost	Positions	Total Cost
Changes in Salaries, Expense, Equipment, and Special			
Apportionment of Changes Applicable to Various Programs	(2,741,457)	-	(4,227,647)
Related costs consist of employee benefits.			
SG: (\$2,952,457) EX: \$211,000			
Related Costs: (\$1,486,190)			
Continuation of Services			
37. Vision Zero Street and Safety Improvements	195,554	-	320,606
Continue funding and resolution authority for four Maintenance Laborers to perform street maintenance and safety improvement projects to facilitate implementation of Vision Zero objectives. Funding is provided by the Measure R Local Return Fund. See related Bureaus of Engineering, Street Lighting, and Street Services items. Related costs consist of employee benefits.			
SG: \$195,554			
Related Costs: \$125,052			

Streets and Sign Management

Program Changes	Direct Cost	Positions	Total Cost
Changes in Salaries, Expense, Equipment, and Special			
Continuation of Services			
38. Traffic and Street Maintenance Support Continue funding and resolution authority for 13 positions consisting of five Traffic Painter and Sign Poster IIs, five Traffic Painter and Sign Poster IIIs, one Traffic Marking and Sign Superintendent I, one Civil Engineering Drafting Technician, and one Transportation Engineering Associate III to support critical maintenance of signs and traffic control devices to reduce accidents on public streets. These positions also support the Pavement Preservation Program by installing striping on streets which have been resurfaced or slurried. Funding is provided by the Proposition C Anti-Gridlock Transit Improvement Fund. Related costs consist of employee benefits. <i>SG: \$1,034,562</i> <i>Related Costs: \$545,316</i>	1,034,562	-	1,579,878
39. Film Industry Support Continue funding and resolution authority for four positions consisting of one Traffic Marking and Sign Superintendent I and three Maintenance Laborers to provide additional temporary sign posting support for the film industry. These positions are partially reimbursed by filming permit fees. Related costs consist of employee benefits. <i>SG: \$232,650</i> <i>Related Costs: \$137,965</i>	232,650	-	370,615
40. Temporary Sign Resources Continue funding and resolution authority for two Administrative Clerks to support the increased demand for temporary sign posting and removal requests. Related costs consist of employee benefits. <i>SG: \$88,300</i> <i>Related Costs: \$59,227</i>	88,300	-	147,527
41. Failed Streets Reconstruction Program Continue funding and resolution authority for 12 positions consisting of eight Traffic Painter and Sign Poster IIs and four Maintenance Laborers for two crews to support the Failed Street Reconstruction Program. Funding is provided by the Measure M Local Return Fund (\$385,714) and the Street Damage Restoration Fee Fund (\$385,714). See related Bureaus of Engineering and Street Services, and Department of General Services items. Related cost consist of employee benefits. <i>SG: \$771,428</i> <i>Related Costs: \$439,474</i>	771,428	-	1,210,902

Streets and Sign Management

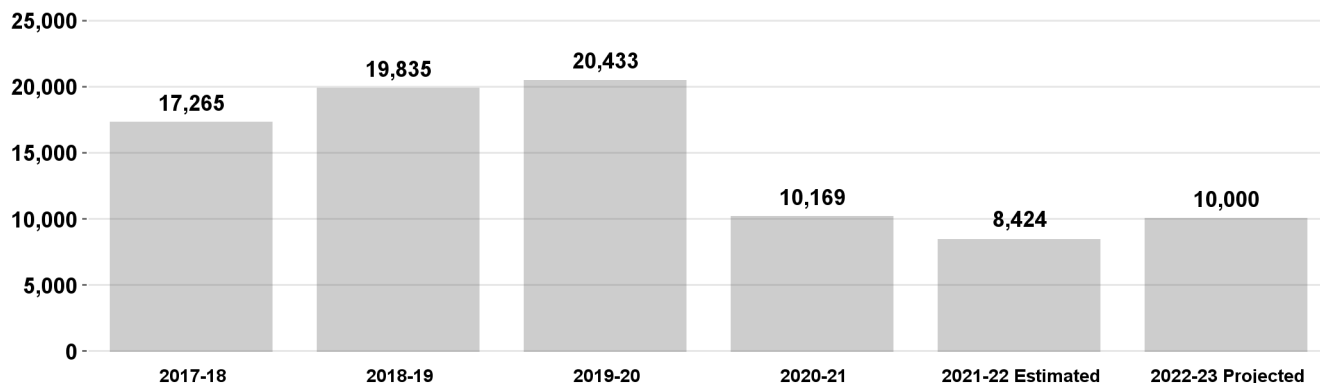
Program Changes	Direct Cost	Positions	Total Cost
Changes in Salaries, Expense, Equipment, and Special			
Continuation of Services			
42. Complete Streets - Striping Continue funding and resolution authority for six positions consisting of two Maintenance Laborers, two Traffic Painter and Sign Poster IIs, and two Traffic Painter and Sign Poster IIIs to support the striping and mark-out work for the project corridors approved in the second round of Complete Streets projects. Funding is provided by the Measure M Local Return Fund. Related costs consist of employee benefits. <i>SG: \$399,109</i> <i>Related Costs: \$224,400</i>	399,109	-	623,509
43. Traffic Marking and Signs Field Operations Support Continue funding and resolution authority for one Traffic Marking and Sign Superintendent II for field operations support. Funding is provided by the Proposition C Anti-Gridlock Transit Improvement Fund. One vacant Traffic Painter and Sign Poster III is not continued. Related costs consist of employee benefits. <i>SG: \$102,693</i> <i>Related Costs: \$49,992</i>	102,693	-	152,685
Increased Services			
44. Failed Streets Reconstruction Program Additional Support Add nine-months funding and resolution authority for four Traffic Painter and Sign Poster Is, subject to pay grade determination by the Office of the City Administrative Officer, Employee Relations Division, to support the Failed Streets Reconstruction Program. Funding is provided by the Street Damage Restoration Fee Fund (\$83,796) and the Measure M Local Return Fund (\$83,796). Related costs consist of employee benefits. <i>SG: \$167,592</i> <i>Related Costs: \$115,318</i>	167,592	-	282,910
TOTAL Streets and Sign Management	250,431	-	
2021-22 Program Budget	23,036,982	124	
Changes in Salaries, Expense, Equipment, and Special	250,431	-	
2022-23 PROGRAM BUDGET	23,287,413	124	

District Offices

Priority Outcome: Create a more livable and sustainable city

This program operates Department of Transportation District Offices at six locations. District Office staff are responsible for investigating the need for and authorizing the installation of traffic signals, stop signs, regulatory, guide, and warning signs, crosswalks, pavement markings, and parking regulations. District Office staff also attend meetings with other governmental agencies and public meetings that include Council Offices, homeowner associations, school staff, developers, and Chambers of Commerce to discuss traffic congestion and traffic safety on local streets and highways.

Number of Service Requests Closed



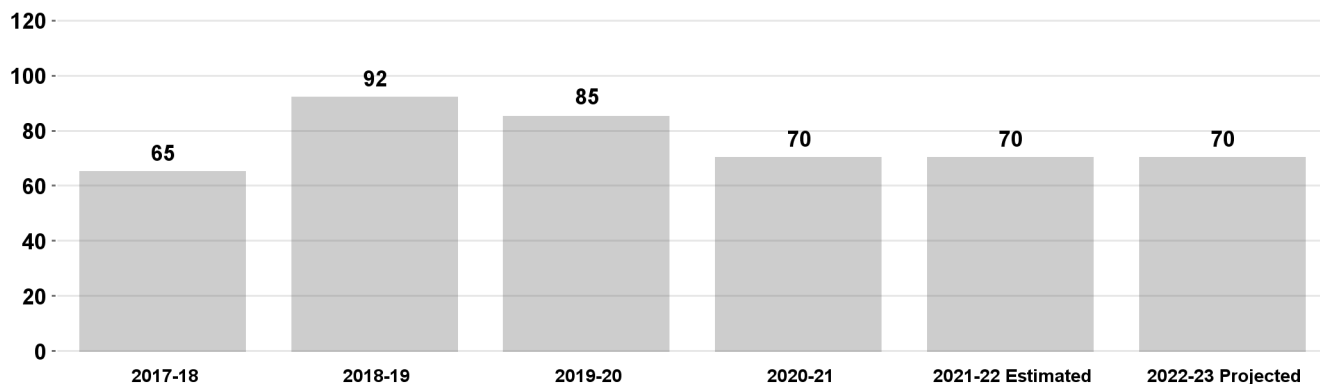
Program Changes	Direct Cost	Positions	Total Cost
Changes in Salaries, Expense, Equipment, and Special			
Apportionment of Changes Applicable to Various Programs	(444,653)	-	(644,496)
Related costs consist of employee benefits.			
SG: (\$444,653)			
Related Costs: (\$199,843)			
Continuation of Services			
45. Speed Hump Program	402,991	-	600,252
Continue funding and resolution authority for four positions consisting of one Transportation Engineer, one Transportation Engineering Associate II, one Transportation Engineering Aide II, and one Transportation Engineering Aide I to support the implementation of the Speed Hump Program. Funding is provided by the Measure R Local Return Fund (\$323,650) and the Measure M Local Return Fund (\$79,341). Related costs consist of employee benefits.			
SG: \$402,991			
Related Costs: \$197,261			
TOTAL District Offices	(41,662)	-	
2021-22 Program Budget	5,247,912	39	
Changes in Salaries, Expense, Equipment, and Special	(41,662)	-	
2022-23 PROGRAM BUDGET	5,206,250	39	

Traffic Signals and Systems

Priority Outcome: Create a more livable and sustainable city

This program is responsible for the design, construction, maintenance, and operation of the City's traffic signal system. The City's traffic signal system includes the Automated Traffic Surveillance and Control (ATSAC) system, which makes it possible for City staff to remotely control traffic signals from a single location. This program also provides the following services: 1. Signal repair and maintenance of existing traffic signals; 2. New signal construction; 3. ATSAC and Signal Operation Services; and 4. Installation of traffic signal loops.

Percent of Signal Calls Responded to Within One Hour



Program Changes	Direct Cost	Positions	Total Cost
Changes in Salaries, Expense, Equipment, and Special			
Apportionment of Changes Applicable to Various Programs	(8,665,201)	-	(12,155,864)
Related costs consist of employee benefits. SG: (\$8,365,201) SHH: (\$150,000) SHHFB: (\$150,000) Related Costs: (\$3,490,663)			
Continuation of Services			
46. Vision Zero Traffic Signal Construction Program	761,655	-	1,154,992
Continue funding and resolution authority for nine positions consisting of two Assistant Signal Systems Electricians, two Cement Finishers, two Electrical Craft Helpers, two Signal Systems Electricians, and one Signal Systems Supervisor I to support the traffic signal construction workload for new traffic signals Citywide. Funding is provided by the Measure M Local Return Fund. See related Bureaus of Engineering, Street Lighting, and Street Services items. Related costs consist of employee benefits. SG: \$761,655 Related Costs: \$393,337			

Traffic Signals and Systems

Program Changes	Direct Cost	Positions	Total Cost
Changes in Salaries, Expense, Equipment, and Special			
Continuation of Services			
47. Traffic Signals Support Continue funding and resolution authority for 72 positions consisting of one Cement Finisher, two Electrical Craft Helpers, three Assistant Signal Systems Electricians, 21 Signal Systems Electricians, two Signal System Supervisor Is, one Graphic Designer II, three Transportation Engineers, six Civil Engineering Drafting Technicians, 19 Transportation Engineering Associate IIs, 11 Transportation Engineering Associate IIIs, two Transportation Engineering Associate IVs, and one Senior Transportation Engineer. These positions support the ongoing workload for design, construction, maintenance, and operations of all traffic signals to ensure the traffic network and the Automated Traffic Surveillance and Control infrastructure are working effectively. Seven of these positions support the Los Angeles Metropolitan Transportation Authority (Metro) Annual Work Plan and will be fully reimbursed by Metro. Funding is provided by the Proposition C Anti-Gridlock Transit Fund (\$7,276,337) and the Proposition A Local Transit Assistance Fund (\$120,906). Full reimbursement for 40 positions is provided by various grantors as part of the Transportation Grant Fund Work Program. Related costs consist of employee benefits. <i>SG: \$7,397,243</i> <i>Related Costs: \$3,600,620</i>	7,397,243	-	10,997,863
48. Safety-Related Traffic Signal Construction Continue resolution authority for five positions consisting of four Transportation Engineering Associate IIs and one Signal Systems Electrician to support the accelerated design, construction, and inspection of safety-related traffic signal projects. Funding will be provided through interim appropriations from the Road Maintenance and Rehabilitation Program Special Fund (SB1).	-	-	-
49. Hiring Hall Support of Traffic Signal Maintenance Add one-time funding in the Hiring Hall Salaries (\$200,000) and Benefits Hiring Hall (\$200,000) accounts. Funding is provided by the Proposition C Anti-Gridlock Transit Fund. <i>SHH: \$200,000 SHHFB: \$200,000</i>	400,000	-	400,000

Traffic Signals and Systems

Program Changes	Direct Cost	Positions	Total Cost
Changes in Salaries, Expense, Equipment, and Special			
Continuation of Services			
50. Metro Project Support Continue funding and add regular authority for two positions consisting of one Transportation Engineer and one Senior Administrative Clerk to provide support for Los Angeles Metropolitan Transportation Authority (Metro) projects. Funding is provided by the Proposition C Anti-Gridlock Transit Fund and will be fully reimbursed by Metro. Related costs consist of employee benefits. <i>SG: \$201,923</i> <i>Related Costs: \$98,779</i>	201,923	2	300,702
51. Vision Zero Traffic Signal Implementation Continue resolution authority for three Transportation Engineering Associate IIs to support Vision Zero traffic signal implementation. Funding will be provided through interim appropriations from the Road Maintenance and Rehabilitation Program Special Fund (SB1).	-	-	-
52. DWP Water Trunk Line Program - Traffic Signals Continue funding and resolution authority for six positions consisting of one Signal Systems Electrician, one Transportation Engineer, and four Transportation Engineering Associate IIs. These positions support the Department of Water and Power (DWP) water trunk line construction program. All costs for this program are fully reimbursed by DWP. Related costs consist of employee benefits. <i>SG: \$650,327</i> <i>Related Costs: \$311,849</i>	650,327	-	962,176
53. Traffic Signal Field Operations Support Continue funding and resolution authority for one Signal Systems Supervisor II to support signal field operations. Funding is provided by the Proposition C Anti-Gridlock Transit Fund. Related costs consist of employee benefits. <i>SG: \$117,477</i> <i>Related Costs: \$55,139</i>	117,477	-	172,616
Increased Services			
54. Public Right of Way Reservation System Add nine-months funding and resolution authority for one Transportation Engineering Associate II, subject to pay grade determination by the Office of the City Administrative Officer, Employee Relations Division, to support the Public Right of Way Reservation System. Funding is provided by the Measure M Local Return Fund. Related costs consist of employee benefits. <i>SG: \$78,221</i> <i>Related Costs: \$41,474</i>	78,221	-	119,695

Traffic Signals and Systems

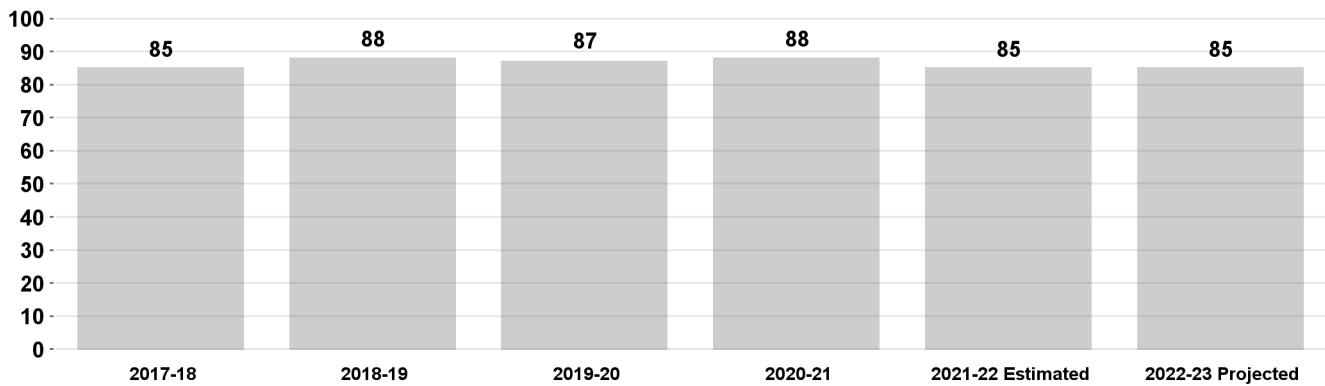
TOTAL Traffic Signals and Systems	941,645	2
2021-22 Program Budget	26,298,138	123
Changes in Salaries, Expense, Equipment, and Special	941,645	2
2022-23 PROGRAM BUDGET	27,239,783	125

Public Transit Services

Priority Outcome: Create a more livable and sustainable city

This program provides several public transit services, including Commuter Express; Community DASH; specialized transit for the elderly and mobility-impaired residents; and charter bus services. Commuter Express provides weekday peak-hour commuter services to and from suburban areas. Community DASH is a local, community-based shuttle bus that operates in several communities.

Percent of LADOT Transit On-Time Arrivals



Program Changes	Direct Cost	Positions	Total Cost
Changes in Salaries, Expense, Equipment, and Special			
Apportionment of Changes Applicable to Various Programs	(545,225)	-	(807,108)
Related costs consist of employee benefits.			
SG: (\$545,225)			
Related Costs: (\$261,883)			
Continuation of Services			
55. Transit Operations Support	519,860	5	772,048
Continue funding and add regular authority for five positions consisting of two Transportation Planning Associate IIs, one Transportation Planning Associate I, one Transportation Engineering Associate IIs, and one Supervising Transportation Planner I for transit operations support. Funding is provided by the Proposition A Local Transit Assistance Fund. Related consist of employee benefits.			
SG: \$519,860			
Related Costs: \$252,188			

Public Transit Services

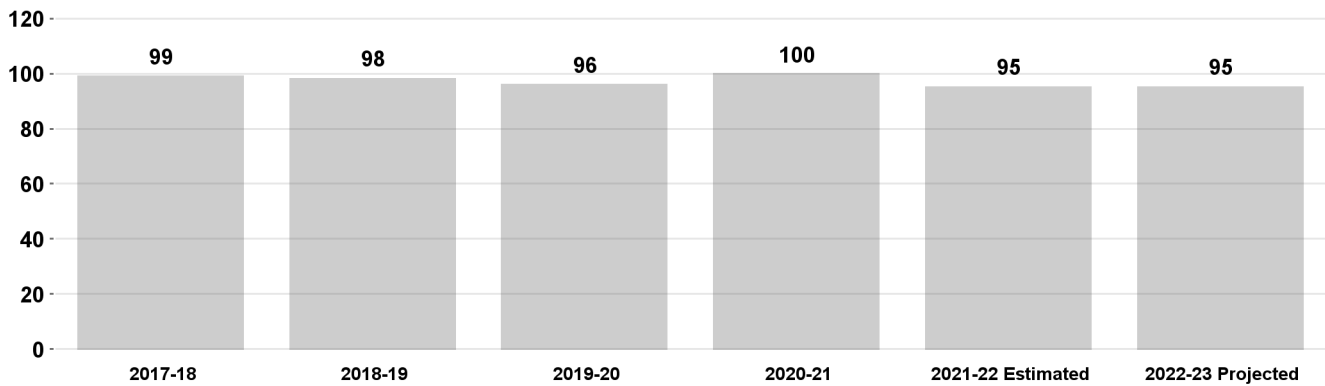
Program Changes	Direct Cost	Positions	Total Cost
Changes in Salaries, Expense, Equipment, and Special			
Continuation of Services			
56. Transit Services Expansion	733,712	-	1,088,832
<p>Continue funding and resolution authority for five positions consisting of two Transportation Planning Associate IIs, two Equipment Specialist Is, and one Senior Management Analyst I and add funding and continue resolution authority for two Transportation Planning Associate IIs. The positions provide program support, project management, and maintenance support of the vehicles needed to implement Phase One of the Transit Service multiyear expansion. Funding is provided by the Proposition A Local Transit Assistance Fund. Related costs consist of employee benefits.</p> <p><i>SG: \$733,712</i></p> <p><i>Related Costs: \$355,120</i></p>			
TOTAL Public Transit Services	708,347	5	
2021-22 Program Budget	4,991,311	37	
Changes in Salaries, Expense, Equipment, and Special	708,347	5	
2022-23 PROGRAM BUDGET	5,699,658	42	

Major Project Coordination

Priority Outcome: Create a more livable and sustainable city

This program is responsible for the implementation of large public, joint-agency transportation projects. Program staff provides coordination, design review, and other services to assist in significant construction projects. Program staff also implements temporary traffic management measures to minimize the impact of major construction projects on transit, pedestrians, cyclists, and motorists.

Percent of Metro Plans Reviewed within 20 Business Days



Program Changes	Direct Cost	Positions	Total Cost
Changes in Salaries, Expense, Equipment, and Special			
Apportionment of Changes Applicable to Various Programs	(234,458)	-	(336,584)
Related costs consist of employee benefits.			
SG: (\$234,458)			
Related Costs: (\$102,126)			
Continuation of Services			
57. Bus Speed Improvement Projects / Metro Support	360,732	-	529,038
Continue funding and resolution authority for three positions consisting of one Transportation Engineering Associate III, one Transportation Engineering Associate II, and one Transportation Engineer to support the Los Angeles Metropolitan Transportation Authority (Metro) transit improvement projects. Funding is provided by the Proposition C Anti-Gridlock Transit Improvement Fund and the costs will be fully reimbursed by Metro. Related costs consist of employee benefits.			
SG: \$360,732			
Related Costs: \$168,306			
58. State Route 710 North Mobility Projects	120,008	-	176,028
Continue funding and resolution authority for one Supervising Transportation Planner I for the State Route 710 North Mobility Projects. Funding is provided by the Proposition C Anti-Gridlock Transit Improvement Fund and the costs will be fully reimbursed by the Los Angeles Metropolitan Transportation Authority. Related costs consist of employee benefits.			
SG: \$120,008			
Related Costs: \$56,020			

Major Project Coordination

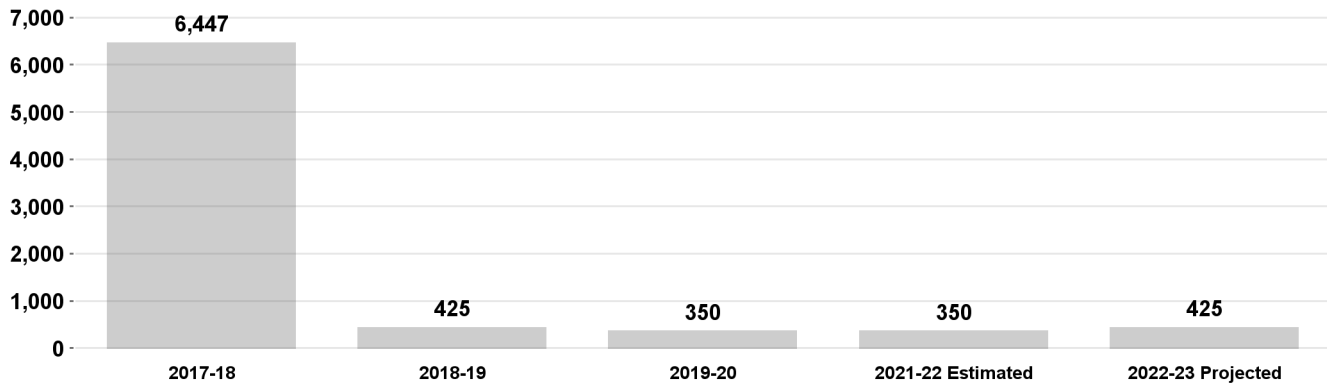
Program Changes	Direct Cost	Positions	Total Cost
Changes in Salaries, Expense, Equipment, and Special			
Continuation of Services			
59. DWP Water Trunk Line Program - Construction	104,298	-	154,849
Continue funding and resolution authority for one Transportation Engineering Associate II to support the construction workload associated with the Department of Water and Power (DWP) water trunk line construction program. All costs for this position will be fully reimbursed by DWP. Related costs consist of employee benefits.			
<i>SG: \$104,298</i>			
<i>Related Costs: \$50,551</i>			
TOTAL Major Project Coordination	350,580	-	
2021-22 Program Budget	6,085,958	13	
Changes in Salaries, Expense, Equipment, and Special	350,580	-	
2022-23 PROGRAM BUDGET	6,436,538	13	

Emergency Management and Special Events

Priority Outcome: Create a more livable and sustainable city

This program plans, coordinates, and implements traffic management plans for Special Events and Emergency Response citywide.

Number of Special Events Requiring Traffic Engineering



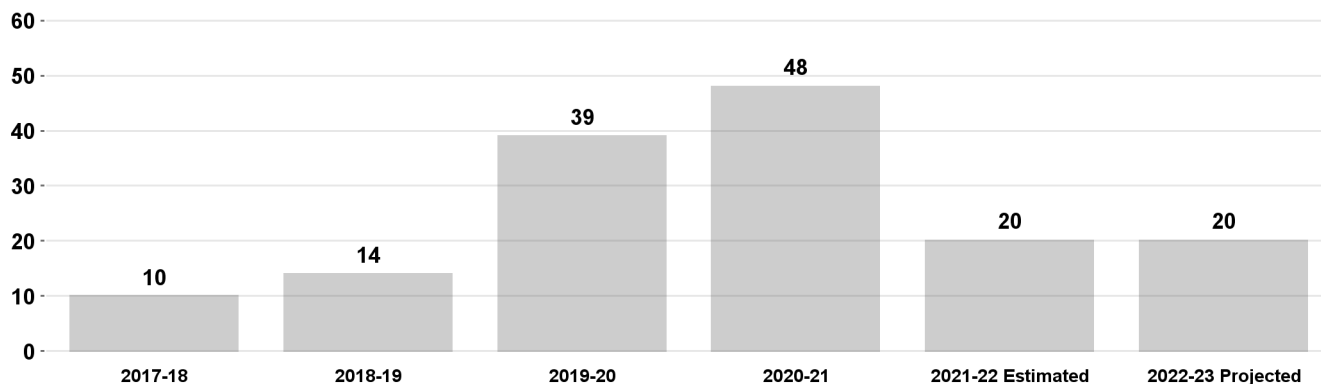
Program Changes	Direct Cost	Positions	Total Cost
Changes in Salaries, Expense, Equipment, and Special			
Apportionment of Changes Applicable to Various Programs	(203,108)	-	(254,708)
Related costs consist of employee benefits.			
SG: (\$203,108)			
Related Costs: (\$51,600)			
Continuation of Services			
60. Emergency Management Services Support	66,395	1	103,752
Continue funding and add regular authority for one Senior Administrative Clerk to support emergency management services. One vacant Emergency Management Coordinator I is not continued. Related costs consist of employee benefits.			
SG: \$66,395			
Related Costs: \$37,357			
TOTAL Emergency Management and Special Events	(136,713)	1	
2021-22 Program Budget	3,093,461	8	
Changes in Salaries, Expense, Equipment, and Special	(136,713)	1	
2022-23 PROGRAM BUDGET	2,956,748	9	

Active Transportation

Priority Outcome: Create a more livable and sustainable city

This program focuses on bicycle and pedestrian projects and programs. The Bicycle Initiative Implementation subprogram includes the planning, public outreach, coordination, design, installation, and maintenance of new bike lanes, bikeways, bike paths, bicycle-friendly streets, and sharrows (shared lane bicycle markings). The Pedestrian Plan Implementation subprogram consists of the planning, public outreach, coordination, design, installation, and maintenance of projects that facilitate pedestrian movement and safety.

Number of Lane Miles of Bicycle Facilities (Installed or Improved)



Program Changes	Direct Cost	Positions	Total Cost
Changes in Salaries, Expense, Equipment, and Special			
Apportionment of Changes Applicable to Various Programs	(2,219,691)	-	(2,501,962)
Related costs consist of employee benefits.			
SG: (\$617,900) EX: (\$1,601,791)			
Related Costs: (\$282,271)			
Continuation of Services			
61. LA AI Fresco Program	343,154	-	505,341
Continue funding and resolution authority for three positions consisting of one Supervising Transportation Planner I, one Transportation Engineering Associate III, and one Management Analyst to support the LA AI Fresco Program. Costs will be partially reimbursed by the pending on-street dining application review fee. Related costs consist of employee benefits.			
SG: \$343,154			
Related Costs: \$162,187			

Active Transportation

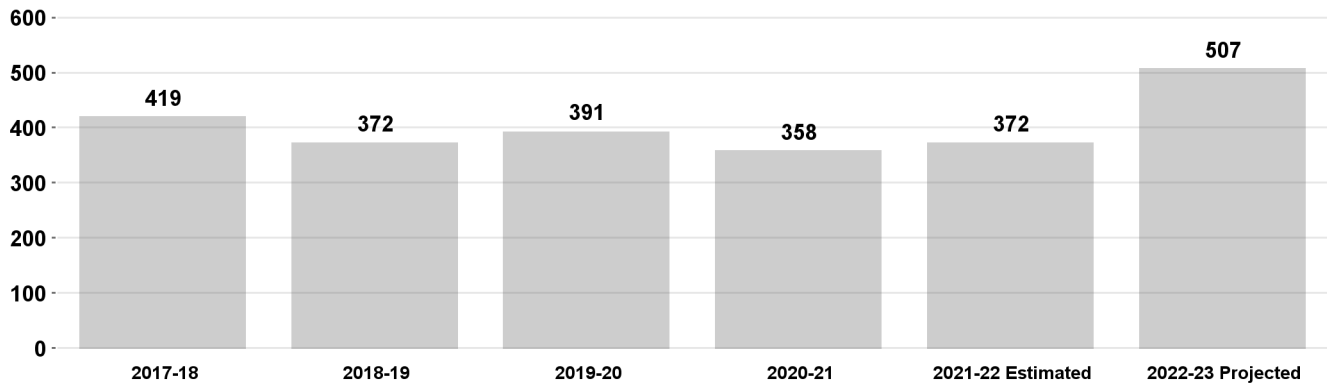
Program Changes	Direct Cost	Positions	Total Cost
Changes in Salaries, Expense, Equipment, and Special			
Continuation of Services			
62. Great Streets Initiative Continue funding and resolution authority for two positions consisting of one Supervising Transportation Planner I and one Transportation Engineering Associate III for the Great Streets Initiative. Three vacant positions consisting of one Transportation Engineering Associate III, one Transportation Planning Associate II, and one Transportation Planning Associate I are not continued. Funding is provided by the Measure M Local Return Fund. Related costs consist of employee benefits. <i>SG: \$240,914</i> <i>Related Costs: \$112,352</i>	240,914	-	353,266
63. Safe Routes for Seniors Continue funding and resolution authority for one Transportation Planning Associate I to assist with the coordination of the Safe Routes for Seniors program. Funding is provided by the Measure R Local Return Fund. Related costs consist of employee benefits. <i>SG: \$86,962</i> <i>Related Costs: \$44,517</i>	86,962	-	131,479
TOTAL Active Transportation	(1,548,661)	-	
2021-22 Program Budget	7,457,495	47	
Changes in Salaries, Expense, Equipment, and Special	(1,548,661)	-	
2022-23 PROGRAM BUDGET	5,908,834	47	

Crossing Guard Services

Priority Outcome: Create a more livable and sustainable city

This program provides crossing guard services to elementary schools throughout the LAUSD to ensure the safe crossing of children to and from their local schools. The program consists of crossing guards, supervisors, and support staff.

Number of Guards Assigned



Program Changes	Direct Cost	Positions	Total Cost
Changes in Salaries, Expense, Equipment, and Special			
Apportionment of Changes Applicable to Various Programs	(1,687,690)	-	(1,760,492)
Related costs consist of employee benefits.			
SG: (\$235,330) SAN: (\$1,452,360)			
Related Costs: (\$72,802)			
Continuation of Services			
64. Crossing Guard Services	1,546,956	-	1,594,130
Continue funding and resolution authority for one Senior Traffic Supervisor II and one-time funding in the Salaries As-Needed Account for 104 additional crossing guards. Related costs consist of employee benefits.			
SG: \$94,596 SAN: \$1,452,360			
Related Costs: \$47,174			
65. Crossing Guard Supervision	263,850	3	398,431
Continue funding and add regular authority for three positions consisting of two Senior Traffic Supervisor Is and one Senior Traffic Supervisor II for crossing guard supervision. Related costs consist of employee benefits.			
SG: \$263,850			
Related Costs: \$134,581			
Other Changes or Adjustments			
66. Traffic Safety Fund Realignment	-	-	-
Realign funding on a one-time basis totaling \$2,750,000 from the Traffic Safety Fund to the General Fund. There is no change to the level of services provided nor to the overall funding provided to the Department.			

Crossing Guard Services

TOTAL Crossing Guard Services	123,116	3
2021-22 Program Budget	9,403,261	2
Changes in Salaries, Expense, Equipment, and Special	123,116	3
2022-23 PROGRAM BUDGET	9,526,377	5

Technology Support

This program provides direct support to all the Department's operational programs. This program provides services, and maintains technology that includes automated information systems, desktop computers, servers, and data communications.

Program Changes	Direct Cost	Positions	Total Cost
Changes in Salaries, Expense, Equipment, and Special			
Apportionment of Changes Applicable to Various Programs	(88,525)	-	(70,771)
Related costs consist of employee benefits.			
SG: (\$88,525)			
Related Costs: \$17,754			
Continuation of Services			
67. Software Programming Support	95,997	1	143,658
Continue funding and add regular authority for one Programmer/Analyst IV to support software programs for FilmLA, the Taxicab Ambulance Vehicle for Hire Information System, and the Metro Transit system. Funding is provided by the Measure R Local Return Fund. Related costs consist of employee benefits.			
SG: \$95,997			
Related Costs: \$47,661			
TOTAL Technology Support	7,472	1	
2021-22 Program Budget	2,383,342	20	
Changes in Salaries, Expense, Equipment, and Special	7,472	1	
2022-23 PROGRAM BUDGET	2,390,814	21	

General Administration and Support

This program provides Department-wide administrative services, including executive management, budget development, payroll, and accounts payable.

Program Changes	Direct Cost	Positions	Total Cost
Changes in Salaries, Expense, Equipment, and Special			
Apportionment of Changes Applicable to Various Programs Related costs consist of employee benefits. SG: (\$572,084) Related Costs: (\$129,317)	(572,084)	-	(701,401)
Continuation of Services			
68. Community Affairs Advocate Continue funding and resolution authority for one Community Affairs Advocate to provide outreach and engagement with elected officials, stakeholders, and the community. Related costs consist of employee benefits. SG: \$119,746 Related Costs: \$55,928	119,746	-	175,674
69. Assistant General Manager - External Affairs Continue funding and resolution authority for one Assistant General Manager Transportation for external affairs. Related costs consist of employee benefits. SG: \$215,993 Related Costs: \$89,432	215,993	-	305,425
70. Contract and Budget Administration Support for Transit Continue funding and resolution authority for one Senior Management Analyst I to assist in the administration of the Proposition A Local Transit Assistance Fund budget and personal services contracts. Funding is provided by the Proposition A Local Transit Assistance Fund. Related costs consist of employee benefits. SG: \$124,577 Related Costs: \$57,610	124,577	-	182,187
71. External Affairs - Community Engagement Continue funding and resolution authority for one Supervising Transportation Planner I to provide transportation planning expertise for the Department's community engagement efforts. Funding is provided by the Measure R Local Return Fund. Related costs consist of employee benefits. SG: \$120,008 Related Costs: \$56,020	120,008	-	176,028
Other Changes or Adjustments			
72. Accounting Clerk Add as-needed employment authority for the Accounting Clerk classification to provide financial management support for revenue collection and payroll.	-	-	-

General Administration and Support

TOTAL General Administration and Support	8,240	-
2021-22 Program Budget	7,728,886	61
Changes in Salaries, Expense, Equipment, and Special	8,240	-
2022-23 PROGRAM BUDGET	7,737,126	61

**TRANSPORTATION
DETAIL OF CONTRACTUAL SERVICES ACCOUNT**

2020-21 Actual Expenditures	2021-22 Adopted Budget	2021-22 Estimated Expenditures	Program/Code/Description	2022-23 Contract Amount
Sustainable Transportation - AK9401				
\$ 16,951	\$ 81,651	\$ 76,000	1. State of California - fingerprinting services.....	\$ 81,651
89,235	210,000	194,000	2. Taxicab Ambulance Vehicle for Hire Information System	210,000
-	1,318,110	1,220,000	3. Dockless mobility support, enforcement, and community engagement.....	-
<u>\$ 106,186</u>	<u>\$ 1,609,761</u>	<u>\$ 1,490,000</u>	Sustainable Transportation Total	<u>\$ 291,651</u>
Transportation Planning and Land Use - CA9402				
\$ -	\$ 10,000	\$ 10,000	4. Traffic counts for Congestion Management Plan.....	\$ 10,000
-	1,600,000	1,599,000	5. Curb Asset Management System.....	-
-	500,000	499,000	6. Mobility Investment Program.....	-
-	6,500	5,000	7. Photocopies and engineering plotter rental.....	6,500
<u>\$ -</u>	<u>\$ 2,116,500</u>	<u>\$ 2,113,000</u>	Transportation Planning and Land Use Total	<u>\$ 16,500</u>
Transportation Infrastructure and Project Delivery - CA9403				
\$ -	\$ 13,000	\$ 13,000	8. Photocopies and engineering plotter rental.....	\$ 13,000
<u>\$ -</u>	<u>\$ 13,000</u>	<u>\$ 13,000</u>	Transportation Infrastructure and Project Delivery Total	<u>\$ 13,000</u>
Parking Enforcement Services - CC9405				
\$ 4,698	\$ 12,500	\$ 13,000	9. Bicycle maintenance.....	\$ 12,500
-	35,000	35,000	10. Photocopiers.....	35,000
10,529	115,493	115,000	11. Vehicle maintenance.....	115,493
-	22,000	22,000	12. Software and maintenance.....	22,000
41,470	14,500	14,000	13. Landscape maintenance.....	14,500
-	3,200	3,000	14. Maintenance - Parking Enforcement parking structure.....	3,200
3,486	60,000	60,000	15. Maintenance - office.....	60,000
<u>\$ 60,183</u>	<u>\$ 262,693</u>	<u>\$ 262,000</u>	Parking Enforcement Services Total	<u>\$ 262,693</u>
Parking Citation Processing Services - CC9406				
\$ 7,020,808	\$ 9,871,031	\$ 9,852,000	16. Processing of parking citations.....	\$ 8,371,031
-	101,500	101,000	17. Booting and license plate recognition services.....	101,500
-	3,000	3,000	18. Vehicle maintenance.....	3,000
-	14,000	14,000	19. Photocopiers.....	14,000
74,909	120,000	120,000	20. Merchant fees - parking citation credit card service charges.....	120,000
-	7,000	7,000	21. Software and maintenance.....	7,000
126,377	150,000	150,000	22. Security for adjudication offices.....	150,000
27,029	-	-	23. Towing services.....	-
<u>\$ 7,249,123</u>	<u>\$ 10,266,531</u>	<u>\$ 10,247,000</u>	Parking Citation Processing Services Total	<u>\$ 8,766,531</u>
Streets and Sign Management - CC9407				
\$ 3,480,160	\$ 5,936,972	\$ 5,930,000	24. Street resurfacing/slurry seal.....	\$ 5,936,972
1,866	2,500	1,000	25. Uniform services.....	2,500
8,931	-	-	26. Equipment rental.....	-
-	1,000	1,000	27. Service - parts washer.....	1,000
1,068	7,000	7,000	28. Vehicle maintenance.....	7,000
138,360	-	-	29. Facilities.....	-
-	16,500	15,000	30. Photocopies and engineering plotter rental.....	16,500
19,444	10,000	9,000	31. Hazardous waste disposal.....	10,000
<u>\$ 3,649,829</u>	<u>\$ 5,973,972</u>	<u>\$ 5,963,000</u>	Streets and Sign Management Total	<u>\$ 5,973,972</u>
District Offices - CC9408				
\$ -	\$ 25,000	\$ 25,000	32. Photocopies and engineering plotter rental.....	\$ 25,000
<u>\$ -</u>	<u>\$ 25,000</u>	<u>\$ 25,000</u>	District Offices Total	<u>\$ 25,000</u>

**TRANSPORTATION
DETAIL OF CONTRACTUAL SERVICES ACCOUNT**

2020-21 Actual Expenditures	2021-22 Adopted Budget	2021-22 Estimated Expenditures	Program/Code/Description	2022-23 Contract Amount
Traffic Signals and Systems - CC9409				
\$ 979	\$ 46,354	\$ 45,000	33. Vehicle maintenance.....	\$ 46,354
-	40,000	30,000	34. Photocopies and engineering plotter rental.....	40,000
-	325,000	324,000	35. Automated Traffic Surveillance and Control support services.....	325,000
101,753	-	-	36. Communication services for speed feedback signs.....	-
-	1,000	1,000	37. Pager services.....	1,000
12,702	20,000	19,000	38. Waste disposal.....	20,000
295	1,000	1,000	39. Railroad communications.....	1,000
6,499	3,000	1,000	40. Miscellaneous service.....	3,000
36,030	-	-	41. Equipment rental.....	-
326,105	225,000	220,000	42. Conduit installation.....	225,000
47,963	50,000	50,000	43. Underground Service Alert.....	50,000
152,101	300,000	300,000	44. Traffic signal loop detector.....	300,000
170,779	175,000	160,000	45. Traffic signal construction with state, county and bordering cities.....	175,000
<u>\$ 855,206</u>	<u>\$ 1,186,354</u>	<u>\$ 1,151,000</u>	Traffic Signals and Systems Total	<u>\$ 1,186,354</u>
Major Project Coordination - CC9413				
\$ -	\$ 6,500	\$ 6,000	46. Engineering plotters.....	\$ 6,500
<u>\$ -</u>	<u>\$ 6,500</u>	<u>\$ 6,000</u>	Major Project Coordination Total	<u>\$ 6,500</u>
Emergency Management and Special Events - CC9414				
\$ 96,990	\$ 9,000	\$ 9,000	47. Photocopier.....	\$ 9,000
<u>\$ 96,990</u>	<u>\$ 9,000</u>	<u>\$ 9,000</u>	Emergency Management and Special Events Total	<u>\$ 9,000</u>
Active Transportation - CC9416				
\$ -	\$ 13,000	\$ 13,000	48. Photocopies and engineering plotter rental.....	\$ 13,000
9,765	1,601,791	1,599,000	49. LA Al Fresco Program.....	-
277,429	-	-	50. Streetscape improvements.....	-
<u>\$ 287,194</u>	<u>\$ 1,614,791</u>	<u>\$ 1,612,000</u>	Active Transportation Total	<u>\$ 13,000</u>
Technology Support - CC9449				
\$ 178,268	\$ 37,577	\$ 38,000	51. Software maintenance and support.....	\$ 37,577
-	1,800	2,000	52. Photocopier.....	1,800
-	1,300	1,000	53. Off-site data storage.....	1,300
<u>\$ 178,268</u>	<u>\$ 40,677</u>	<u>\$ 41,000</u>	Technology Support Total	<u>\$ 40,677</u>
General Administration and Support - CC9450				
\$ 1,120	\$ 5,000	\$ 5,000	54. Vehicle maintenance.....	\$ 5,000
495,117	39,600	39,000	55. Facilities.....	39,600
66,982	12,000	12,000	56. Public information services.....	12,000
911,599	-	-	57. Strategic plan development and related services.....	-
-	800	1,000	58. Courier services.....	800
246,872	4,000	4,000	59. Photocopier.....	4,000
-	1,100	1,000	60. Records storage.....	1,100
7,544	10,000	10,000	61. Cable television services.....	10,000
30,968	30,000	30,000	62. Ice machine and water service.....	30,000
7,430	6,500	7,000	63. E-Fax services.....	6,500
226,235	117,147	117,000	64. Mobile communication charges.....	117,147
286,212	-	-	65. COVID-19 - unanticipated expenses.....	-
<u>\$ 2,280,079</u>	<u>\$ 226,147</u>	<u>\$ 226,000</u>	General Administration and Support Total	<u>\$ 226,147</u>
<u>\$ 14,763,058</u>	<u>\$ 23,350,926</u>	<u>\$ 23,158,000</u>	TOTAL CONTRACTUAL SERVICES ACCOUNT	<u>\$ 16,831,025</u>

Transportation

Position Counts			Code	Title	2022-23 Salary Range and Annual Salary	
2021-22	Change	2022-23				
<u>GENERAL</u>						
<u>Regular Positions</u>						
2	-	2	1117-2	Executive Administrative Assistant II	3112(2)	(64,978 - 97,614)
1	-	1	1117-3	Executive Administrative Assistant III	3338(2)	(69,697 - 104,671)
1	-	1	1170	Payroll Supervisor	3409(2)	(71,179 - 106,926)
1	-	1	1201	Principal Clerk	2783(2)	(58,109 - 87,320)
12	-	12	1223	Accounting Clerk	2511(2)	(52,429 - 78,780)
39	-	39	1358	Administrative Clerk	1929(2)	(40,277 - 60,552)
24	2	26	1368	Senior Administrative Clerk	2379(2)	(49,673 - 74,646)
1	-	1	1431-3	Programmer/Analyst III	3889(2)	(81,202 - 121,960)
-	1	1	1431-4	Programmer/Analyst IV	4208(2)	(87,863 - 132,024)
34	-	34	1461-3	Communications Information Representative III	2562(2)	(53,494 - 80,346)
6	-	6	1467-2	Senior Communications Operator II	2798(2)	(58,422 - 87,800)
1	-	1	1470	Data Base Architect	4917(2)	(102,666 - 154,261)
9	-	9	1513	Accountant	2767(2)	(57,774 - 86,798)
1	-	1	1517-2	Auditor II	3327(2)	(69,467 - 104,358)
1	-	1	1523-1	Senior Accountant I	3213(2)	(67,087 - 100,787)
7	-	7	1523-2	Senior Accountant II	3482(2)	(72,704 - 109,202)
2	-	2	1525-2	Principal Accountant II	4222(2)	(88,155 - 132,420)
1	-	1	1530-2	Risk Manager II	5252(2)	(109,661 - 164,743)
5	-	5	1539	Management Assistant	2511(2)	(52,429 - 78,780)
1	-	1	1542	Project Assistant	2511(2)	(52,429 - 78,780)
1	-	1	1555-1	Fiscal Systems Specialist I	4420(2)	(92,289 - 138,622)
2	-	2	1555-2	Fiscal Systems Specialist II	5161(2)	(107,761 - 161,945)
1	-	1	1593-4	Departmental Chief Accountant IV	6313(2)	(131,815 - 198,005)
8	-	8	1596	Systems Analyst	3528(2)	(73,664 - 110,643)
2	-	2	1597-1	Senior Systems Analyst I	4171(2)	(87,090 - 130,854)
3	-	3	1597-2	Senior Systems Analyst II	5161(2)	(107,761 - 161,945)
2	-	2	1670-2	Graphics Designer II	2908(2)	(60,719 - 91,224)
1	-	1	1702-1	Emergency Management Coordinator I	4165(2)	(86,965 - 130,625)
1	-	1	1727	Safety Engineer	4378(2)	(91,412 - 137,306)
1	-	1	1779-1	Data Analyst I	3655(2)	(76,316 - 114,631)
1	-	1	1800-2	Public Information Director II	5229(2)	(109,181 - 164,012)
1	-	1	1832-1	Warehouse and Toolroom Worker I	2036(2)	(42,511 - 63,892)
2	-	2	1835-2	Storekeeper II	2379(2)	(49,673 - 74,646)
1	-	1	1837	Senior Storekeeper	2932(2)	(61,220 - 91,934)
3	1	4	2480-1	Transportation Planning Associate I	3170(2)	(66,189 - 99,451)

Transportation

Position Counts			Code	Title	2022-23 Salary Range and Annual Salary	
2021-22	Change	2022-23				
<u>GENERAL</u>						
<u>Regular Positions</u>						
33	2	35	2480-2	Transportation Planning Associate II	3816(6)	(79,678 - 119,684)
9	2	11	2481-1	Supervising Transportation Planner I	4631(2)	(96,695 - 145,283)
6	-	6	2481-2	Supervising Transportation Planner II	5435(2)	(113,482 - 170,526)
30	-	30	3112	Maintenance Laborer	1922(2)	(40,131 - 60,259)
613	-	613	3214-2	Traffic Officer II	2345(2)	(48,963 - 73,560)
67	2	69	3218-1	Senior Traffic Supervisor I	2712(2)	(56,626 - 85,065)
13	1	14	3218-2	Senior Traffic Supervisor II	3042(2)	(63,516 - 95,442)
5	-	5	3218-3	Senior Traffic Supervisor III	3605(2)	(75,272 - 113,086)
1	-	1	3419	Sign Shop Supervisor		(102,019)
35	-	35	3421-1	Traffic Painter and Sign Poster I	2333(2)	(48,713 - 73,184)
18	-	18	3421-2	Traffic Painter and Sign Poster II	2461(2)	(51,385 - 77,172)
8	-	8	3421-3	Traffic Painter and Sign Poster III	2598(2)	(54,246 - 81,473)
1	-	1	3423	Painter		(90,995)
1	-	1	3428	Sign Painter		(90,995)
6	-	6	3430-1	Traffic Marking and Sign Superintendent I	2916(2)	(60,886 - 91,454)
2	-	2	3430-2	Traffic Marking and Sign Superintendent II	3484(2)	(72,745 - 109,285)
1	-	1	3430-3	Traffic Marking and Sign Superintendent III	4001(2)	(83,540 - 125,530)
1	-	1	3718	General Automotive Supervisor		(134,738)
3	-	3	3734-1	Equipment Specialist I	3226(2)	(67,358 - 101,184)
1	-	1	3734-2	Equipment Specialist II	3577(2)	(74,687 - 112,209)
22	-	22	3738	Parking Meter Technician	2427(2)	(50,675 - 76,107)
1	-	1	3746	Equipment Repair Supervisor		(107,385)
4	-	4	3757-1	Parking Meter Technician Supervisor I	2712(2)	(56,626 - 85,065)
1	-	1	3757-2	Parking Meter Technician Supervisor II	2927(2)	(61,115 - 91,809)
2	-	2	3771	Mechanical Helper	2144(2)	(44,766 - 67,275)
4	-	4	3773	Mechanical Repairer		(95,171)
8	-	8	3799	Electrical Craft Helper		(70,073)
14	-	14	3818	Assistant Signal Systems Electrician		(83,269)
55	-	55	3819	Signal Systems Electrician		(102,729)
1	-	1	3832	Signal Systems Superintendent	4850(2)	(101,268 - 152,089)
7	-	7	3839-1	Signal Systems Supervisor I		(117,992)
2	-	2	3839-2	Signal Systems Supervisor II		(124,966)
9	-	9	4271	Transportation Investigator	3404(2)	(71,075 - 106,780)
5	-	5	4273	Senior Transportation Investigator	3784(2)	(79,009 - 118,681)

Transportation

Position Counts					2022-23 Salary Range and Annual Salary	
2021-22	Change	2022-23	Code	Title		
<u>GENERAL</u>						
<u>Regular Positions</u>						
1	-	1	4275	Chief Transportation Investigator	4689(2)	(97,906 - 147,078)
2	-	2	7207	Senior Civil Engineering Drafting Technician	2908(2)	(60,719 - 91,224)
3	-	3	7213	Geographic Information Systems Specialist	3596(2)	(75,084 - 112,793)
7	-	7	7232	Civil Engineering Drafting Technician	2610(2)	(54,496 - 81,891)
25	1	26	7278	Transportation Engineer	4596(2)	(95,964 - 144,176)
55	1	56	7280-2	Transportation Engineering Associate II	3801(2)	(79,364 - 119,203)
42	-	42	7280-3	Transportation Engineering Associate III	4229(2)	(88,301 - 132,650)
1	-	1	7280-4	Transportation Engineering Associate IV	4596(2)	(95,964 - 144,176)
18	-	18	7285-1	Transportation Engineering Aide I	2689(2)	(56,146 - 84,334)
5	-	5	7285-2	Transportation Engineering Aide II	3011(2)	(62,869 - 94,461)
1	-	1	8870	Taxicab Administrator	5214(2)	(108,868 - 163,553)
2	-	2	9025-2	Parking Enforcement Manager II	5322(2)	(111,123 - 166,935)
1	-	1	9134	Principal Project Coordinator	4815(2)	(100,537 - 151,004)
9	-	9	9135	Administrative Hearing Examiner	2989(2)	(62,410 - 93,772)
14	-	14	9171-1	Senior Management Analyst I	4339(2)	(90,598 - 136,095)
5	-	5	9171-2	Senior Management Analyst II	5372(2)	(112,167 - 168,501)
1	-	1	9180	Chief of Parking Enforcement Operations	6313(2)	(131,815 - 198,005)
3	-	3	9182	Chief Management Analyst	6313(2)	(131,815 - 198,005)
29	-	29	9184	Management Analyst	3528(2)	(73,664 - 110,643)
1	-	1	9200	Chief of Transit Programs	6313(2)	(131,815 - 198,005)
1	-	1	9256	General Manager Department of Transportation		(266,407)
13	-	13	9262	Senior Transportation Engineer	5406(2)	(112,877 - 169,524)
4	-	4	9263	Assistant General Manager Transportation	7227(2)	(150,899 - 226,694)
7	-	7	9266	Principal Transportation Engineer	6313(2)	(131,815 - 198,005)
1	-	1	9375	Director of Systems	6313(2)	(131,815 - 198,005)
1,419	13	1,432				
<u>Commissioner Positions</u>						
12	-	12	0101-2	Commissioner		\$50/mtg
12	-	12				

Transportation

Position Counts			Code	Title	2022-23 Salary Range and Annual Salary	
2021-22	Change	2022-23				
<u>AS NEEDED</u>						
<u>To be Employed As Needed in Such Numbers as Required</u>						
			0102	Commission Hearing Examiner		\$900/day
			1113	Community and Administrative Support Worker II		\$17.36/hr
			1114	Community and Administrative Support Worker III		\$21.63/hr
			1223	Accounting Clerk	2511(2)	(52,429 - 78,780)
			1502	Student Professional Worker	1419(7)	(29,628 - 44,516)
			1542	Project Assistant	2511(2)	(52,429 - 78,780)
			3112	Maintenance Laborer	1922(2)	(40,131 - 60,259)
			3180	Crossing Guard		\$22/hr
			3214-1	Traffic Officer I	1795(8)	(37,479 - 56,313)
			3818	Assistant Signal Systems Electrician		(83,269)
			3819	Signal Systems Electrician		(102,729)
			7203-1	Student Engineer I	1574(7)	(32,865 - 49,381)
			7203-2	Student Engineer II	1660(7)	(34,660 - 52,074)
			7203-3	Student Engineer III	1759(7)	(36,727 - 55,185)
			7203-4	Student Engineer IV	2497(7)	(52,137 - 78,320)
			9135	Administrative Hearing Examiner	2989(2)	(62,410 - 93,772)

HIRING HALL

Hiring Hall to be Employed As Needed in Such Numbers as Required

0862	Electrical Craft Helper - Hiring Hall	\$36.46/hr
------	---------------------------------------	------------

	Regular Positions	Commissioner Positions
Total	1,432	12

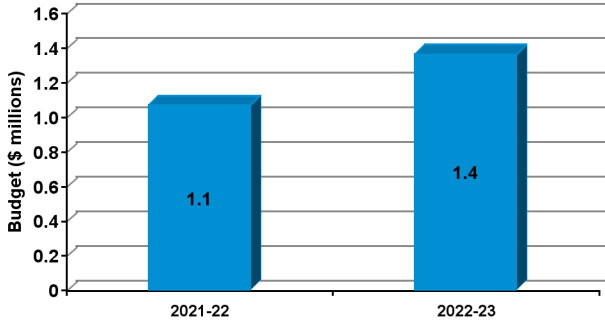
THIS PAGE INTENTIONALLY LEFT BLANK

YOUTH DEVELOPMENT

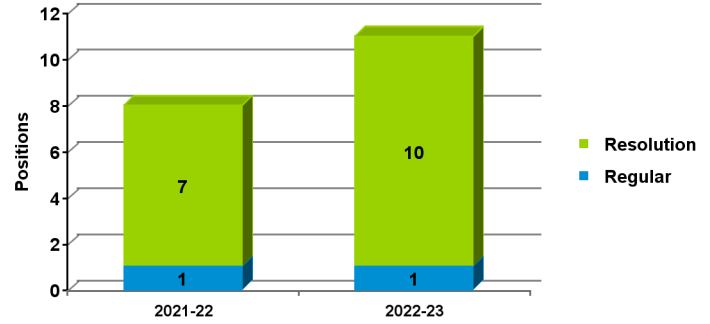
2022-23 Proposed Budget

FIVE-YEAR HISTORY OF BUDGET AND POSITION AUTHORITIES

FIVE-YEAR BUDGET HISTORY



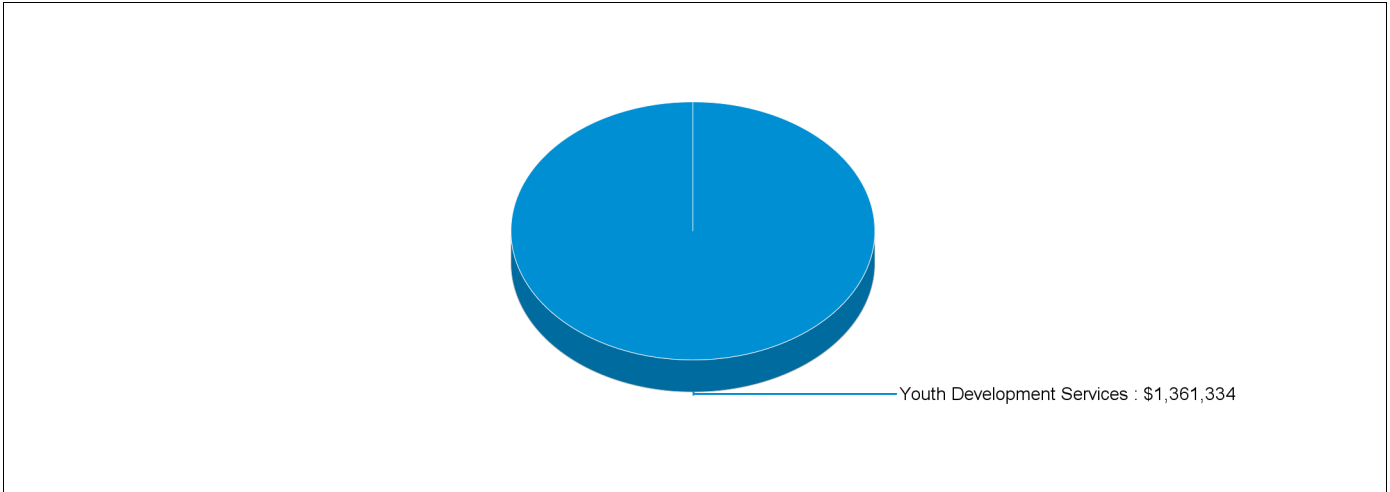
FIVE-YEAR POSITION AUTHORITY HISTORY



SUMMARY OF 2022-23 PROPOSED BUDGET CHANGES

	Total Budget			General Fund			Special Fund		
		Regular	Resolution		Regular	Resolution		Regular	Resolution
2021-22 Adopted	\$1,067,131	1	7	\$1,067,131 100.0%	1	7	-	-	-
2022-23 Proposed	\$1,361,334	1	10	\$1,361,334 100.0%	1	10	-	-	-
Change from Prior Year	\$294,203	-	3	\$294,203	-	3	-	-	-

2022-23 FUNDING DISTRIBUTION BY PROGRAM



MAIN BUDGET ITEMS

	Funding	Positions
* Management and Administration	\$254,924	-
* Program Support	\$410,981	-
* Administrative Support	\$66,082	-
* Expansion of Services	\$390,321	-

Recapitulation of Changes

	Adopted Budget 2021-22	Total Budget Changes	Total Budget 2022-23
EXPENDITURES AND APPROPRIATIONS			
Salaries			
Salaries General	681,131	317,966	999,097
Salaries, As-Needed	-	40,087	40,087
Total Salaries	<u>681,131</u>	<u>358,053</u>	<u>1,039,184</u>
Expense			
Printing and Binding	10,000	-	10,000
Contractual Services	255,000	18,500	273,500
Office and Administrative	30,000	(5,000)	25,000
Operating Supplies	1,000	-	1,000
Total Expense	<u>296,000</u>	<u>13,500</u>	<u>309,500</u>
Equipment			
Furniture, Office, and Technical Equipment	90,000	(77,350)	12,650
Total Equipment	<u>90,000</u>	<u>(77,350)</u>	<u>12,650</u>
Total Youth Development	<u>1,067,131</u>	<u>294,203</u>	<u>1,361,334</u>
	Adopted Budget 2021-22	Total Budget Changes	Total Budget 2022-23

SOURCES OF FUNDS

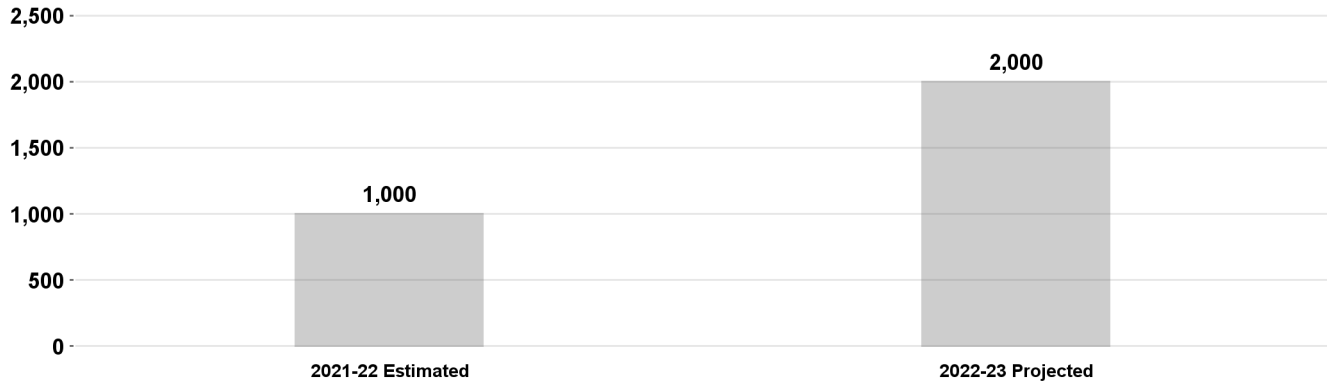
General Fund	1,067,131	294,203	1,361,334
Total Funds	<u>1,067,131</u>	<u>294,203</u>	<u>1,361,334</u>
Percentage Change			27.57%
Positions	1	-	1

Youth Development Services

Priority Outcome: Create a more livable and sustainable city

This Department will prioritize youth and serve as the central information center for the public to access youth services in the City of Los Angeles. The Department is responsible for developing a Citywide three-year Youth Development Strategic Plan to ensure a roadmap for long-term youth program planning and violence prevention in the City in coordination with City departments, regional agencies, and other providers of youth services. The Department also audits youth programs to ensure efficient use of City resources to ensure the greatest return on investments.

Number of Constituents Receiving Youth Information



Program Changes	Direct Cost	Positions	Total Cost
Changes in Salaries, Expense, Equipment, and Special			
Obligatory Changes			
1. 2021-22 Employee Compensation Adjustment Related costs consist of employee benefits. SG: \$3,713 <i>Related Costs: \$1,253</i>	3,713	-	4,966
2. 2022-23 Employee Compensation Adjustment Related costs consist of employee benefits. SG: \$1,770 <i>Related Costs: \$597</i>	1,770	-	2,367
3. Salary Step and Turnover Effect Related costs consist of employee benefits. SG: \$19,281 <i>Related Costs: \$6,507</i>	19,281	-	25,788

Youth Development Services

Program Changes	Direct Cost	Positions	Total Cost
Changes in Salaries, Expense, Equipment, and Special			
Deletion of One-Time Services			
4. Deletion of One-Time Equipment Funding Delete one-time funding for equipment purchases. <i>EQ: (\$90,000)</i>	(90,000)	-	(90,000)
5. Deletion of One-Time Expense Funding Delete one-time expense funding. <i>EX: (\$255,000)</i>	(255,000)	-	(255,000)
6. Deletion of Funding for Resolution Authorities Delete funding for seven resolution authority positions. Resolution authorities are reviewed annually and continued only if sufficient funding is available to maintain the current service level. Related costs consist of employee benefits. Six positions are continued: Management and Administration (Three positions) Program Support (Three positions) One vacant position is not continued: Program Support (One position) <i>SG: (\$507,869)</i> <i>Related Costs: (\$195,823)</i>	(507,869)	-	(703,692)

Youth Development Services

Program Changes	Direct Cost	Positions	Total Cost
Changes in Salaries, Expense, Equipment, and Special			
Continuation of Services			
7. Management and Administration Continue funding and resolution authority for three positions consisting of one Senior Management Analyst I, one Management Analyst, and one Administrative Clerk. These positions will create a roadmap for long-term youth program planning, create standards for youth development programming, develop policies and procedures to hold City programs accountable for meeting standards and ensuring alignment with roadmap goals, and assist with the coordination of all youth programs run by all City departments. Related costs consist of employee benefits. <i>SG: \$254,924</i> <i>Related Costs: \$131,474</i>	254,924	-	386,398
8. Program Support Continue funding and resolution authority for three positions consisting of one Community Affairs Advocate and two Management Analysts to provide program support for the Department. Add funding and resolution authority for one Management Analyst to coordinate youth programs provided by City departments, assess the effectiveness of youth programs, and implement the Department's Strategic Plan. One vacant Management Assistant position is not continued. Related costs consist of employee benefits. <i>SG: \$410,981</i> <i>Related Costs: \$200,042</i>	410,981	-	611,023

Youth Development Services

Program Changes	Direct Cost	Positions	Total Cost
Changes in Salaries, Expense, Equipment, and Special			
Increased Services			
9. Administrative Support Add six-months funding and resolution authority for one Management Analyst to provide administrative support to the Department. Add one-time funding in the Contractual Services Account to provide information technology support. Related costs consist of employee benefits. <i>SG: \$46,082 EX: \$20,000</i> <i>Related Costs: \$30,286</i>	66,082	-	96,368
10. Expansion of Services Add six-months funding and resolution authority for two positions consisting of one Principal Public Relations Representative and one Human Relations Advocate. These positions will support the implementation of core Youth Development Services. Add one-time funding in the Salaries, As-Needed (\$40,087), Contractual Services (\$248,500), and Furniture, Office, and Technical Equipment (\$12,650) accounts for audits and assessments of youth programming, translation services, training, uniforms, and a centralized digital information platform. Related costs consist of employee benefits. <i>SG: \$89,084 SAN: \$40,087 EX: \$248,500</i> <i>EQ: \$12,650</i> <i>Related Costs: \$59,500</i>	390,321	-	449,821
TOTAL Youth Development Services	294,203	-	
2021-22 Program Budget	1,067,131	1	
Changes in Salaries, Expense, Equipment, and Special	294,203	-	
2022-23 PROGRAM BUDGET	1,361,334	1	

**YOUTH DEVELOPMENT
DETAIL OF CONTRACTUAL SERVICES ACCOUNT**

2020-21 Actual Expenditures	2021-22 Adopted Budget	2021-22 Estimated Expenditures	Program/Code/Description	2022-23 Contract Amount
Youth Development - EG1901				
\$ -	\$ 5,000	\$ 5,000	1. Photocopier maintenance and lease.....	\$ 5,000
-	250,000	250,000	2. Community engagement consultant.....	-
-	-	-	3. Youth Council.....	26,500
-	-	-	4. Youth programming auditing.....	100,000
-	-	-	5. Central information center (digital platform).....	97,000
-	-	-	6. Translation services.....	25,000
-	-	-	7. Information technology support.....	20,000
<u>\$ -</u>	<u>\$ 255,000</u>	<u>\$ 255,000</u>	Youth Development Total	<u>\$ 273,500</u>
<u>\$ -</u>	<u>\$ 255,000</u>	<u>\$ 255,000</u>	TOTAL CONTRACTUAL SERVICES ACCOUNT	<u>\$ 273,500</u>

Youth Development

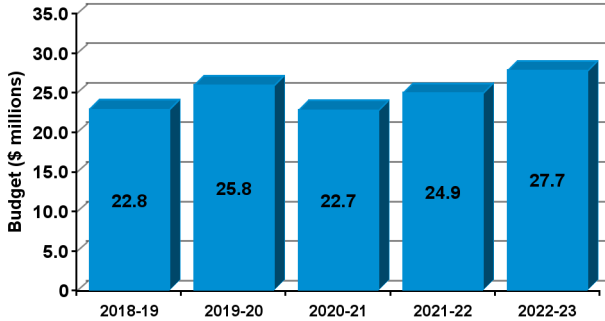
Position Counts			Code	Title	2022-23 Salary Range and Annual Salary
2021-22	Change	2022-23			
<u>GENERAL</u>					
<u>Regular Positions</u>					
1	-	1	9226	Executive Director, Youth Development Department	(198,025)
1	-	1			
			<u>Regular Positions</u>		
Total	1				

ZOO

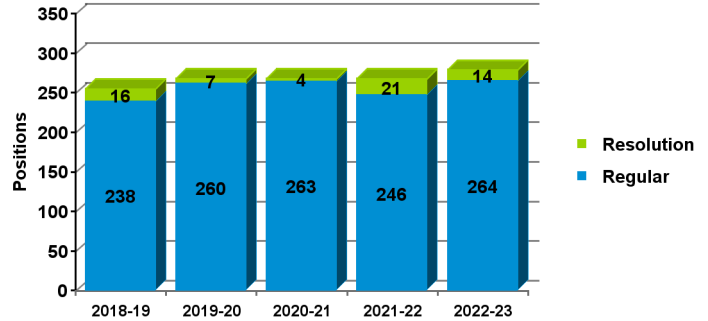
2022-23 Proposed Budget

FIVE-YEAR HISTORY OF BUDGET AND POSITION AUTHORITIES

FIVE-YEAR BUDGET HISTORY



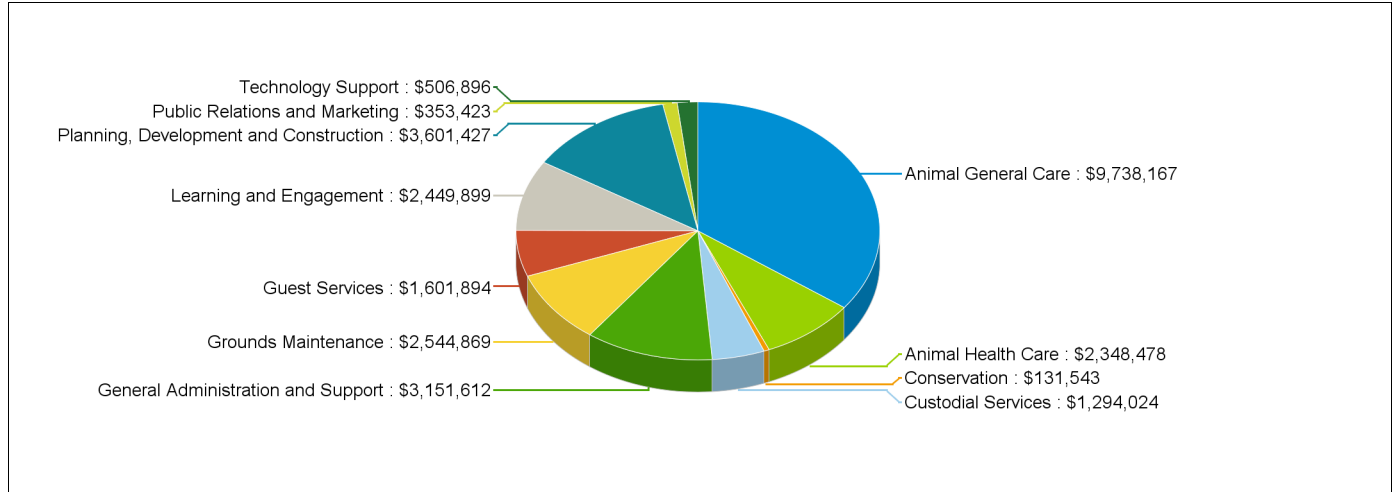
FIVE-YEAR POSITION AUTHORITY HISTORY



SUMMARY OF 2022-23 PROPOSED BUDGET CHANGES

	Total Budget			General Fund				Special Fund		
		Regular	Resolution		Regular	Resolution		Regular	Resolution	
2021-22 Adopted	\$24,891,776	246	21	-	-	-	\$24,891,776 100.0%	246	21	
2022-23 Proposed	\$27,722,232	264	14	-	-	-	\$27,722,232 100.0%	264	14	
Change from Prior Year	\$2,830,456	18	(7)	-	-	-	\$2,830,456	18	(7)	

2022-23 FUNDING DISTRIBUTION BY PROGRAM



MAIN BUDGET ITEMS

	Funding	Positions
* Animal General Care Support	\$489,957	7
* Grounds Maintenance Support	\$193,521	3
* Custodial Services Support	\$46,793	1
* Public Relations and Marketing Support	\$71,199	1
* Learning and Engagement Support	\$77,393	1
* Planning, Development and Construction Support	\$329,110	4
* Administrative Support	\$62,999	1

Recapitulation of Changes

	Adopted Budget 2021-22	Total Budget Changes	Total Budget 2022-23
EXPENDITURES AND APPROPRIATIONS			
Salaries			
Salaries General	18,227,379	2,112,436	20,339,815
Salaries, As-Needed	2,511,875	270,020	2,781,895
Overtime General	201,164	-	201,164
Hiring Hall Salaries	150,000	-	150,000
Benefits Hiring Hall	60,000	-	60,000
Total Salaries	21,150,418	2,382,456	23,532,874
Expense			
Printing and Binding	73,000	-	73,000
Contractual Services	887,850	-	887,850
Field Equipment Expense	20,000	-	20,000
Maintenance Materials, Supplies and Services	786,999	65,000	851,999
Uniforms	5,001	-	5,001
Veterinary Supplies & Expense	400,000	-	400,000
Animal Food/Feed and Grain	1,004,648	215,000	1,219,648
Office and Administrative	418,860	168,000	586,860
Operating Supplies	145,000	-	145,000
Total Expense	3,741,358	448,000	4,189,358
Total Zoo	24,891,776	2,830,456	27,722,232
	Adopted Budget 2021-22	Total Budget Changes	Total Budget 2022-23
SOURCES OF FUNDS			
Zoo Enterprise Trust Fund (Sch. 44)	24,891,776	2,830,456	27,722,232
Total Funds	24,891,776	2,830,456	27,722,232
Percentage Change			11.37%
Positions	246	18	264

Changes Applicable to Various Programs

The following changes involve two or more budgetary programs. These changes are explained below and apportioned as single entries in the affected programs. Single-program changes are shown only in the programs involved.

Program Changes	Direct Cost	Positions	Total Cost
Changes in Salaries, Expense, Equipment, and Special			
Obligatory Changes			
1. 2021-22 Employee Compensation Adjustment Related costs consist of employee benefits. <i>SG: \$645,297</i> <i>Related Costs: \$217,785</i>	645,297	-	863,082
2. 2022-23 Employee Compensation Adjustment Related costs consist of employee benefits. <i>SG: \$401,744</i> <i>Related Costs: \$8,897</i>	401,744	-	410,641
3. Full Funding for Partially Financed Positions Related costs consist of employee benefits. <i>SG: \$542,592</i> <i>Related Costs: \$183,124</i>	542,592	-	725,716
4. Salary Step and Turnover Effect Related costs consist of employee benefits. <i>SG: \$155,764</i> <i>Related Costs: \$52,569</i>	155,764	-	208,333

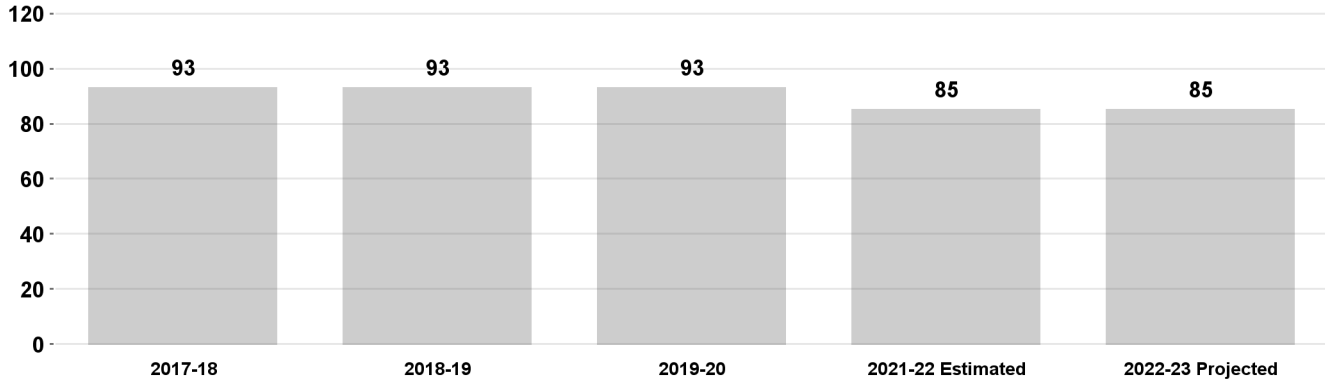
Program Changes	Direct Cost	Positions	Total Cost
Changes in Salaries, Expense, Equipment, and Special			
Deletion of One-Time Services			
5. Deletion of Funding for Resolution Authorities Delete funding for 21 resolution authority positions. Four positions were approved during 2021-22. Resolution authorities are reviewed annually and continued only if sufficient funding is available to maintain the current service level. Related costs consist of employee benefits. 18 positions are continued as regular positions: Animal General Care Support (Seven positions) Grounds Maintenance Support (Three positions) Custodial Services Support (One position) Public Relations and Marketing Support (One position) Learning and Engagement Support (One position) Planning, Development and Construction Support (Four positions) Administrative Support (One position) Three positions are continued: Behavioral Enrichment Program (One position) Zoo Research and Conservation Director (One position) Accounting Support (One position) Four positions approved during 2021-22 are continued: Custodial Staff Support (One position) Construction Crew Support (Two positions) Administrative and Fiscal Staff Support (One position) SG: (\$230,122) Related Costs: (\$119,886)	(230,122)	-	(350,008)
6. Deletion of One-Time Salary Funding Delete one-time Salaries General funding. SG: (\$1,361,773)	(1,361,773)	-	(1,361,773)
Restoration of Services			
7. Flamingo Mingle Encounter Add one-time funding in the Salaries, As-Needed (\$157,000), Animal Food/Feed and Grain (\$15,000), and Maintenance Materials, Supplies and Services (\$5,000) accounts to restart the Flamingo Mingle Encounter at the Zoo. Funding is provided by the Zoo Enterprise Trust Fund. SAN: \$157,000 EX: \$20,000	177,000	-	177,000
TOTAL CHANGES APPLICABLE TO VARIOUS PROGRAMS	330,502	-	

Animal General Care

Priority Outcome: Create a more livable and sustainable city

This program provides for the daily care of the Zoo's animals by planning, purchasing, preparing, and distributing the animals' daily meals; cleaning and maintaining animal exhibits; daily observation of animals' behavior and recording in daily logs; managing animal records permits; sharing animal behavior information with other zoos; and coordinating behavioral enrichment programs for the animals. In addition, staff participate in the Association of Zoos and Aquariums wildlife conservation programs, conduct research, and use the information to better manage the captive population.

Percent of Animal Exhibits in Operation



Program Changes	Direct Cost	Positions	Total Cost
Changes in Salaries, Expense, Equipment, and Special			
Apportionment of Changes Applicable to Various Programs	35,409	-	121,197
Related costs consist of employee benefits. SG: \$15,409 EX: \$20,000 Related Costs: \$85,788			
Continuation of Services			
8. Animal General Care Support	489,957	7	760,226
Add funding and regular authority for seven positions consisting of four Animal Keepers and three Senior Animal Keepers to support the Animal General Care Program. Funding is provided by the Zoo Enterprise Trust Fund. Related costs consist of employee benefits. SG: \$489,957 Related Costs: \$270,269			
9. Behavioral Enrichment Program	67,233	-	104,882
Continue funding and resolution authority for one Animal Keeper to coordinate and support the Behavioral Enrichment Program. Funding is reimbursed by the Greater Los Angeles Zoo Association. Related costs consist of employee benefits. SG: \$67,233 Related Costs: \$37,649			

Animal General Care

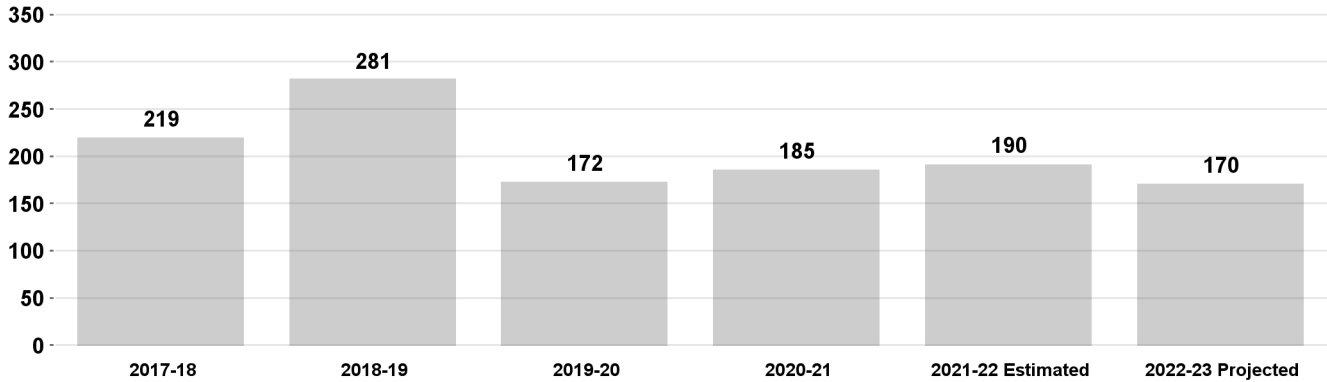
Program Changes	Direct Cost	Positions	Total Cost
Changes in Salaries, Expense, Equipment, and Special			
Continuation of Services			
10. Animal Care Staffing Add six-months funding and resolution authority for three Animal Keepers to provide support for the animal care division. Funding is provided by the Zoo Enterprise Trust Fund. Related costs consist of employee benefits. <i>SG: \$100,851</i> <i>Related Costs: \$77,841</i>	100,851	-	178,692
New Services			
11. Welfare Data Analyst Add six-months funding and resolution authority for one Data Analyst I to create and maintain the animal welfare database. Funding is provided by the Zoo Enterprise Trust Fund. Related costs consist of employee benefits. <i>SG: \$42,575</i> <i>Related Costs: \$29,065</i>	42,575	-	71,640
TOTAL Animal General Care	736,025	7	
2021-22 Program Budget	9,002,142	102	
Changes in Salaries, Expense, Equipment, and Special	736,025	7	
2022-23 PROGRAM BUDGET	9,738,167	109	

Animal Health Care

Priority Outcome: Create a more livable and sustainable city

This program provides veterinary care and health care management for the Zoo's animal collection by performing diagnostic tests, preventative health care, and surgical procedures; maintains animal health records and manages the animal quarantine facility. In addition, staff supports the Association of Zoos and Aquariums wildlife conservation programs by performing the quarantine procedures necessary to conduct animal transactions.

Number of Animal Preventative Health Exams Conducted



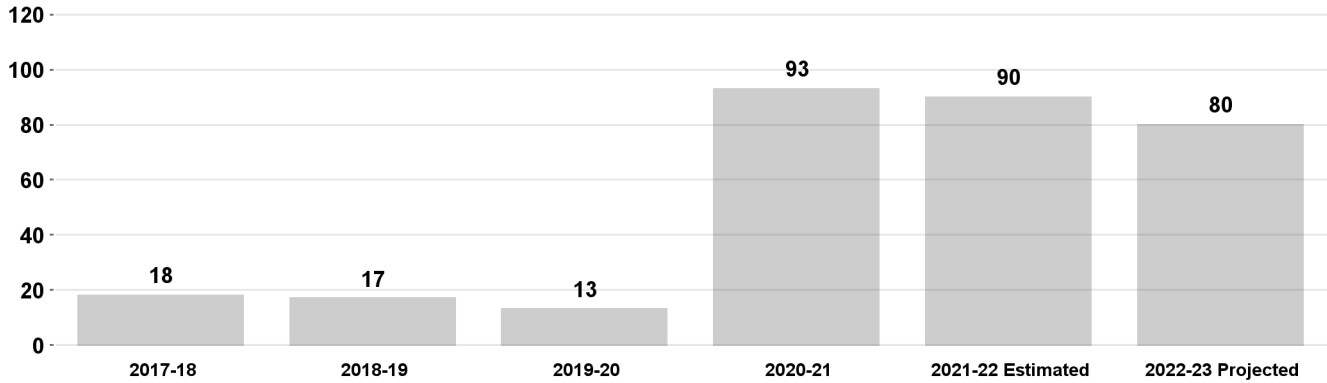
Program Changes	Direct Cost	Positions	Total Cost
Changes in Salaries, Expense, Equipment, and Special			
Apportionment of Changes Applicable to Various Programs	99,139	-	122,269
Related costs consist of employee benefits.			
SG: \$99,139			
Related Costs: \$23,130			
Continuation of Services			
12. Animal Feed and Grain Support	200,000	-	200,000
Increase funding in the Animal Food/Feed and Grain Account to cover increased costs of animal food. Funding is provided by the Zoo Enterprise Trust Fund.			
EX: \$200,000			
TOTAL Animal Health Care	299,139	-	
2021-22 Program Budget	2,049,339	18	
Changes in Salaries, Expense, Equipment, and Special	299,139	-	
2022-23 PROGRAM BUDGET	2,348,478	18	

Guest Services

Priority Outcome: Create a more livable and sustainable city

This program manages general admissions operations and reservations for programs and classes through onsite and online sales; facilitates the preferred parking program as well as guest relations.

Percent of Ticket Sale Transactions Conducted Online



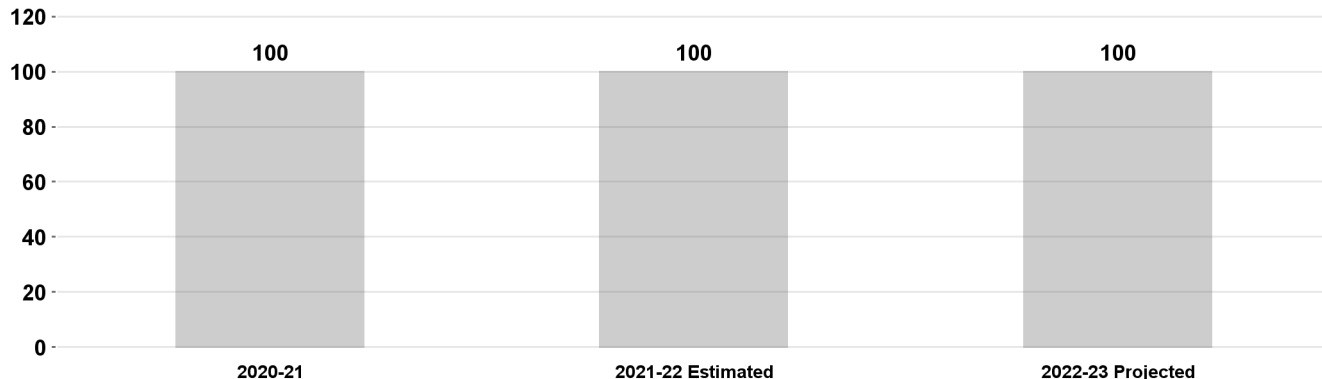
Program Changes	Direct Cost	Positions	Total Cost
Changes in Salaries, Expense, Equipment, and Special			
Apportionment of Changes Applicable to Various Programs	96,143	-	111,579
Related costs consist of employee benefits.			
SG: \$59,143 SAN: \$37,000			
Related Costs: \$15,436			
Continuation of Services			
13. Credit Card Processing and Fraud Detection Service Fees	110,000	-	110,000
Increase funding in the Office and Administrative Account to support increased credit card processing (\$85,000) and fraud detection and prevention (\$25,000) service fees. Funding is provided by the Zoo Enterprise Trust Fund.			
EX: \$110,000			
TOTAL Guest Services	206,143	-	
2021-22 Program Budget	1,395,751	14	
Changes in Salaries, Expense, Equipment, and Special	206,143	-	
2022-23 PROGRAM BUDGET	1,601,894	14	

Grounds Maintenance

Priority Outcome: Create a more livable and sustainable city

This program provides landscape maintenance and coordinates brush clearance removal and tree trimming.

Percent of Zoo in Compliance with Brush Clearance Ordinance

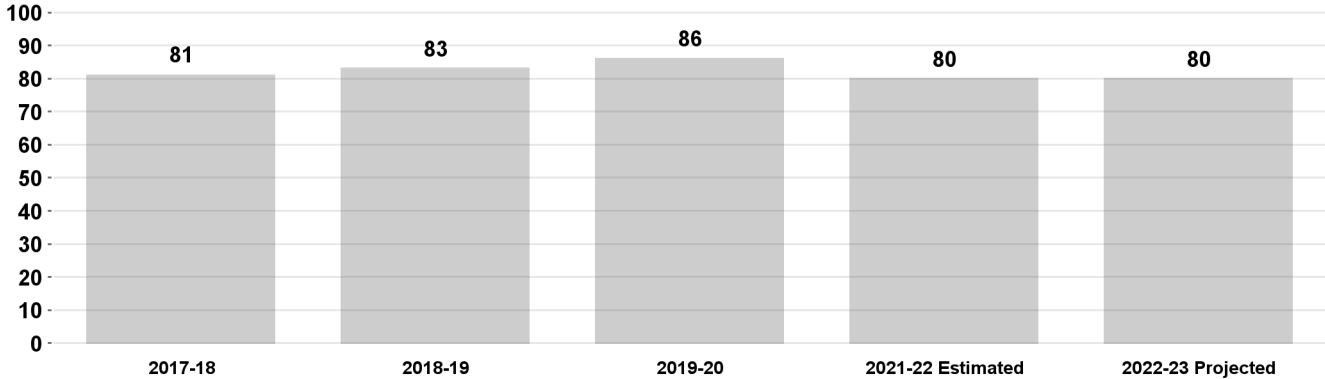


Program Changes	Direct Cost	Positions	Total Cost
Changes in Salaries, Expense, Equipment, and Special			
Apportionment of Changes Applicable to Various Programs	(11,733)	-	51,229
Related costs consist of employee benefits.			
SG: (\$11,733)			
Related Costs: \$62,962			
Continuation of Services			
14. Grounds Maintenance Support	193,521	3	303,621
Add funding and regular authority for three positions consisting of one Truck Operator, one Gardener Caretaker, and one Irrigation Specialist to support the Grounds Maintenance Program. Funding is provided by the Zoo Enterprise Trust Fund. Related costs consist of employee benefits.			
SG: \$193,521			
Related Costs: \$110,100			
TOTAL Grounds Maintenance	181,788	3	
2021-22 Program Budget	2,363,081	25	
Changes in Salaries, Expense, Equipment, and Special	181,788	3	
2022-23 PROGRAM BUDGET	2,544,869	28	

Custodial Services

Priority Outcome: Create a more livable and sustainable city
 This program provides custodial support.

Percent of "Excellent" Rating For Facility Cleanliness



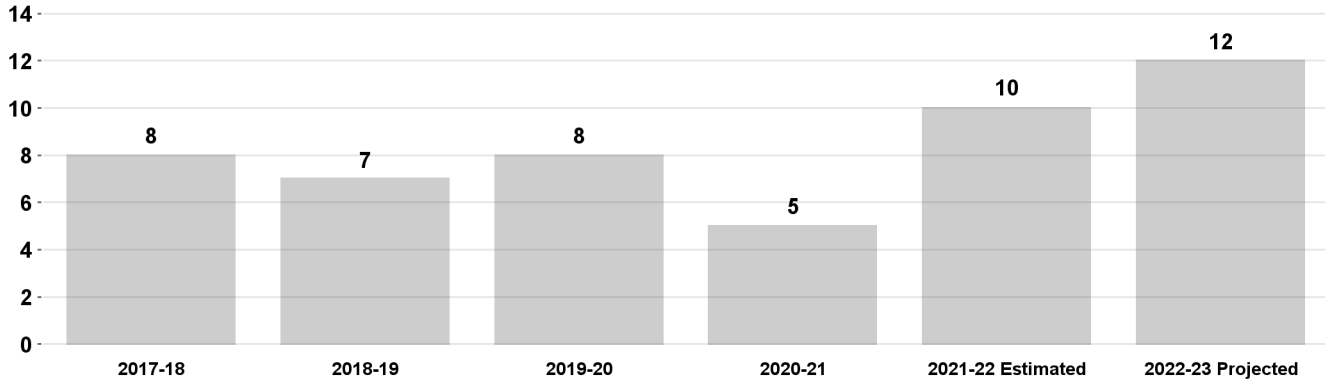
Program Changes	Direct Cost	Positions	Total Cost
Changes in Salaries, Expense, Equipment, and Special			
Apportionment of Changes Applicable to Various Programs	(55,943)	-	(44,132)
Related costs consist of employee benefits.			
SG: (\$55,943)			
Related Costs: \$11,811			
Continuation of Services			
15. Custodial Services Support	46,793	1	77,327
Add funding and regular authority for one Custodian to support the Custodial Services Program. Funding is provided by the Zoo Enterprise Trust Fund. Related costs consist of employee benefits.			
SG: \$46,793			
Related Costs: \$30,534			
16. Custodial Staff Support	31,170	-	56,265
Add funding and continue resolution authority for one Custodian to provide custodial support to properly maintain the Zoo. This position was approved during 2021-22 (C.F. 21-1362). Funding is provided by the Zoo Enterprise Trust Fund. Related costs consist of employee benefits.			
SG: \$31,170			
Related Costs: \$25,095			
TOTAL Custodial Services	22,020	1	
2021-22 Program Budget	1,272,004	15	
Changes in Salaries, Expense, Equipment, and Special	22,020	1	
2022-23 PROGRAM BUDGET	1,294,024	16	

Public Relations and Marketing

Priority Outcome: Create a more livable and sustainable city

This program manages the Zoo's public relations activities in accordance with a Memorandum of Understanding with the Greater Los Angeles Zoo Association. In addition, it coordinates all commercial filming and photography activities.

Number of Media Coverage Stories About the Zoo



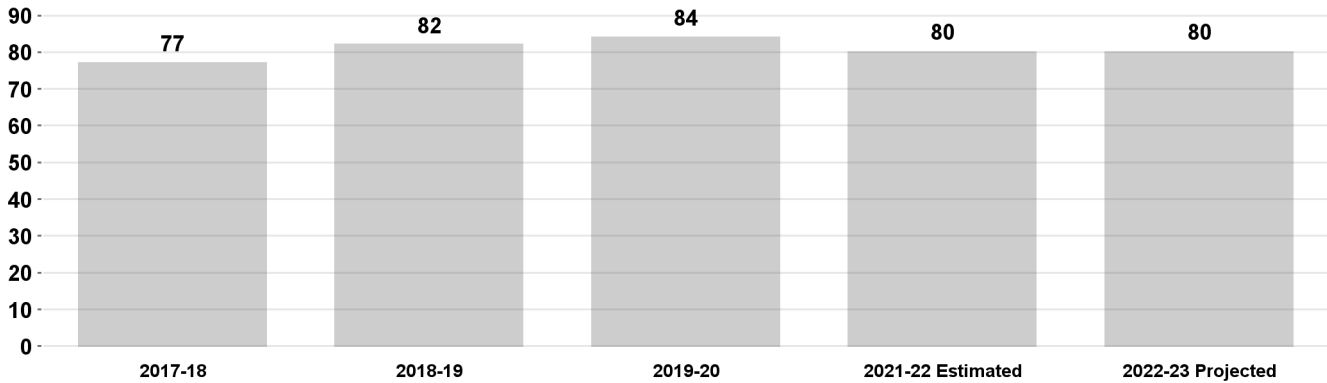
Program Changes	Direct Cost	Positions	Total Cost
Changes in Salaries, Expense, Equipment, and Special			
Apportionment of Changes Applicable to Various Programs	(41,634)	-	(43,109)
Related costs consist of employee benefits.			
SG: (\$41,634)			
Related Costs: (\$1,475)			
Continuation of Services			
17. Public Relations and Marketing Support	71,199	1	110,228
Add funding and regular authority for one Photographer II to support the Public Relations and Marketing Program. Funding is provided by the Zoo Enterprise Trust Fund. Related costs consist of employee benefits.			
SG: \$71,199			
Related Costs: \$39,029			
TOTAL Public Relations and Marketing	29,565	1	
2021-22 Program Budget	323,858	4	
Changes in Salaries, Expense, Equipment, and Special	29,565	1	
2022-23 PROGRAM BUDGET	353,423	5	

Learning and Engagement

Priority Outcome: Create a more livable and sustainable city

This program develops, implements, and evaluates mission-based Zoo programming including Community Engagement, Outreach, Camps, Classes, School and Teacher Programs, On Grounds Experiences, Behind-the-Scenes Tours, Animal Presentations and Demonstrations, Zoo graphics and signage, and audio visual services.

Percent of "Excellent" Rating for Visitor Engagement



Program Changes	Direct Cost	Positions	Total Cost
Changes in Salaries, Expense, Equipment, and Special			
Apportionment of Changes Applicable to Various Programs	148,094	-	171,748
Related costs consist of employee benefits. SG: \$28,094 SAN: \$120,000 Related Costs: \$23,654			
Continuation of Services			
18. Learning and Engagement Support	77,393	1	118,579
Add funding and regular authority for one Graphics Designer III to support the Learning and Engagement Program. Funding is provided by the Zoo Enterprise Trust Fund. Related costs consists of employee benefits. SG: \$77,393 Related Costs: \$41,186			
19. Contact Yard Support	94,000	-	94,000
Continue one-time funding in the Salaries, As-Needed Account to provide staffing to the Zoo's contact yard. Funding is reimbursed by the Greater Los Angeles Zoo Association. SAN: \$94,000			

Learning and Engagement

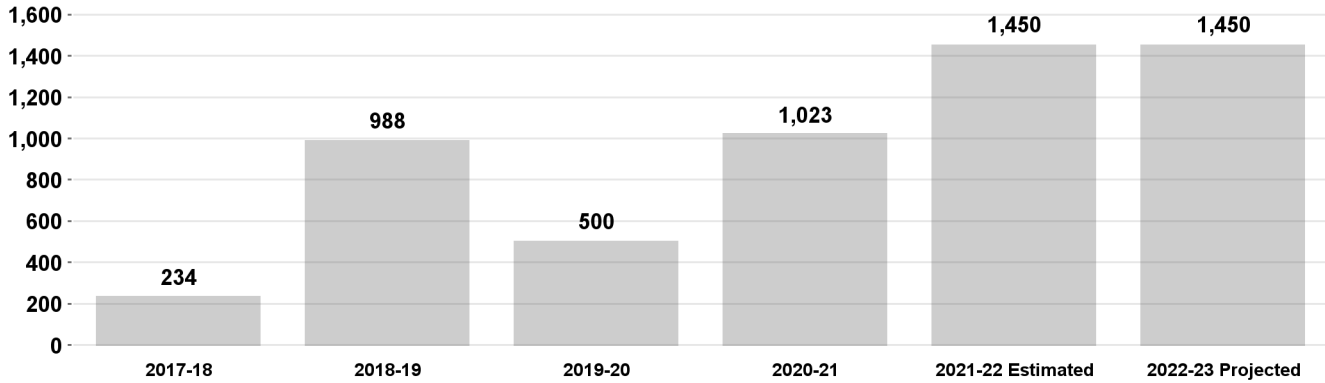
Program Changes	Direct Cost	Positions	Total Cost
Changes in Salaries, Expense, Equipment, and Special			
New Services			
20. Zoo Overnight Programs Add six-months funding and resolution authority for one Zoo Curator of Education I to staff the Zoo overnight programs. Add one-time funding in the Salaries, As-Needed (\$19,020) and Office and Administrative Expense (\$20,000) accounts to provide support and supplies for the overnight programs. Funding is provided by the Zoo Enterprise Trust Fund. Related costs consist of employee benefits. <i>SG: \$31,160 SAN: \$19,020 EX: \$20,000</i> <i>Related Costs: \$25,092</i>	70,180	-	95,272
TOTAL Learning and Engagement	389,667	1	
2021-22 Program Budget	2,060,232	14	
Changes in Salaries, Expense, Equipment, and Special	389,667	1	
2022-23 PROGRAM BUDGET	2,449,899	15	

Planning, Development and Construction

Priority Outcome: Create a more livable and sustainable city

This program provides facility repair, maintenance, and construction services, as well as project management and design support.

Number of Construction Work Orders Completed



Program Changes	Direct Cost	Positions	Total Cost
Changes in Salaries, Expense, Equipment, and Special			
Apportionment of Changes Applicable to Various Programs	(21,791)	-	71,240
Related costs consist of employee benefits.			
SG: (\$21,791)			
Related Costs: \$93,031			
Continuation of Services			
21. Planning, Development and Construction Support	329,110	4	500,653
Add funding and regular authority for four positions consisting of one Administrative Clerk, one Painter, one Mechanical Repairer, and one Senior Carpenter to support the Planning, Development and Construction Program. Funding is provided by the Zoo Enterprise Trust Fund. Related costs consist of employee benefits.			
SG: \$329,110			
Related Costs: \$171,543			
22. Construction and Maintenance Materials Support	60,000	-	60,000
Increase funding in the Maintenance Materials, Supplies and Services Account to cover increased costs. Funding is provided by the Zoo Enterprise Trust Fund.			
EX: \$60,000			

Planning, Development and Construction

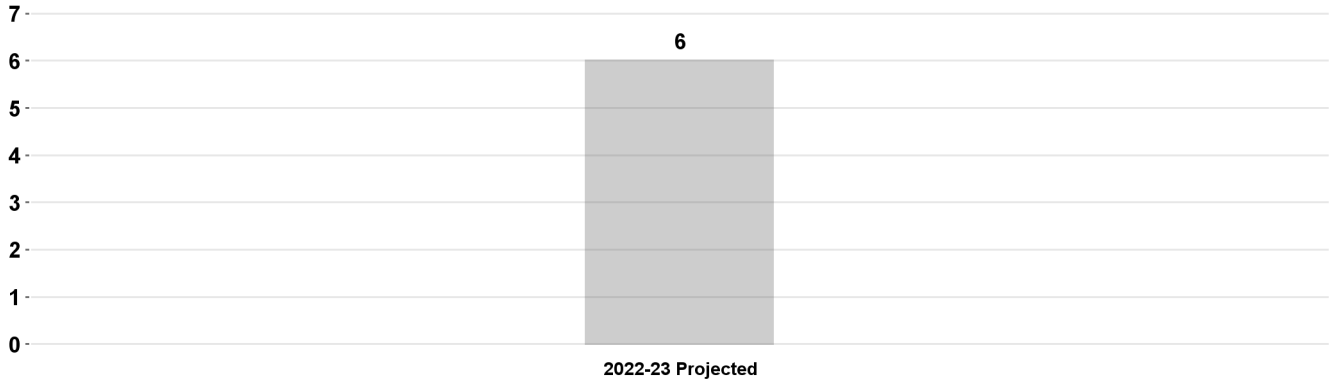
Program Changes	Direct Cost	Positions	Total Cost
Changes in Salaries, Expense, Equipment, and Special			
Continuation of Services			
23. Construction Crew Support	70,004	-	122,862
Add funding and continue resolution authority for two Maintenance Laborers to support the skilled and semiskilled construction crew. These positions were approved during 2021-22 (C.F. 21-1362). Funding is provided by the Zoo Enterprise Trust Fund. Related costs consist of employee benefits. SG: \$70,004 Related Costs: \$52,858			
TOTAL Planning, Development and Construction	437,323	4	
2021-22 Program Budget	3,164,104	26	
Changes in Salaries, Expense, Equipment, and Special	437,323	4	
2022-23 PROGRAM BUDGET	3,601,427	30	

Conservation

Priority Outcome: Create a more livable and sustainable city

This program is charged with developing and managing a multi-disciplinary conservation program that integrates holistic biodiversity conservation, maintenance of ecosystems functions, and collaborations with local and international stakeholders.

Number of Staff and Volunteer Conservation Events



Program Changes	Direct Cost	Positions	Total Cost
Changes in Salaries, Expense, Equipment, and Special			
Apportionment of Changes Applicable to Various Programs	(99,339)	-	(146,939)
Related costs consist of employee benefits.			
SG: (\$99,339)			
Related Costs: (\$47,600)			
Continuation of Services			
24. Zoo Research and Conservation Director	100,383	-	149,571
Continue funding and resolution authority for one Zoo Research and Conservation Director to facilitate the development of a comprehensive animal conservation program. Funding is reimbursed by the Greater Los Angeles Zoo Association. Related costs consist of employee benefits.			
SG: \$100,383			
Related Costs: \$49,188			

Conservation

Program Changes	Direct Cost	Positions	Total Cost
Changes in Salaries, Expense, Equipment, and Special			
Increased Services			
25. Community Conservation and Stewardship Program	31,160	-	56,252
Add six-months funding and resolution authority for one Zoo Curator of Education I, subject to pay grade determination by the Office of the City Administrative Officer, Employee Relations Division, to support the Zoo's community conservation and intergenerational stewardship program. Funding is reimbursed by the Greater Los Angeles Zoo Association. Related costs consist of employee benefits. <i>SG: \$31,160</i> <i>Related Costs: \$25,092</i>			
TOTAL Conservation	32,204	-	
2021-22 Program Budget	99,339	-	
Changes in Salaries, Expense, Equipment, and Special	32,204	-	
2022-23 PROGRAM BUDGET	131,543	-	

Technology Support

This program provides support for all information technology services.

Program Changes	Direct Cost	Positions	Total Cost
Changes in Salaries, Expense, Equipment, and Special			
Apportionment of Changes Applicable to Various Programs	39,077	-	52,265
Related costs consist of employee benefits.			
SG: \$39,077			
Related Costs: \$13,188			
Continuation of Services			
26. General and Point-of-Sale Software Licensing	38,000	-	38,000
Continue one-time funding in the Office and Administrative Account to support the cost of general (\$25,000) and Point-of-Sale (\$13,000) software program licensing. Funding is provided by the Zoo Enterprise Trust Fund			
EX: \$38,000			
TOTAL Technology Support	77,077	-	
2021-22 Program Budget	429,819	4	
Changes in Salaries, Expense, Equipment, and Special	77,077	-	
2022-23 PROGRAM BUDGET	506,896	4	

General Administration and Support

This program provides leadership and management oversight and general administration support, including financial management and budget development, accounting, recruitment, and hiring.

Program Changes	Direct Cost	Positions	Total Cost
Changes in Salaries, Expense, Equipment, and Special			
Apportionment of Changes Applicable to Various Programs Related costs consist of employee benefits. <i>SG: \$143,080</i> <i>Related Costs: \$62,564</i>	143,080	-	205,644
Continuation of Services			
27. Administrative Support Add funding and regular authority for one Senior Administrative Clerk to support the Zoo's administrative functions. Funding is provided by the Zoo Enterprise Trust Fund. Related costs consist of employee benefits. <i>SG: \$62,999</i> <i>Related Costs: \$36,175</i>	62,999	1	99,174
28. Accounting Support Continue funding and resolution authority for one Senior Accountant I to support the Zoo's accounting functions. Funding is provided by the Zoo Enterprise Trust Fund. Related costs consist of employee benefits. <i>SG: \$63,141</i> <i>Related Costs: \$36,224</i>	63,141	-	99,365
29. Administrative and Fiscal Staff Support Add funding and continue resolution authority for one Accounting Clerk to support the Zoo's finance, accounting, and administration section. This position was approved in 2021-22 (C.F. 21-1362). Funding is provided by the Zoo Enterprise Trust Fund. Related costs consist of employee benefits. <i>SG: \$48,389</i> <i>Related Costs: \$31,089</i>	48,389	-	79,478

General Administration and Support

Program Changes	Direct Cost	Positions	Total Cost
Changes in Salaries, Expense, Equipment, and Special			
Increased Services			
30. Executive Management Support	101,896	-	151,611
Add six-months funding and resolution authority for one Zoo Assistant General Manager to support the executive management division. Funding is provided by the Zoo Enterprise Trust Fund. Related costs consist of employee benefits. <i>SG: \$101,896</i> <i>Related Costs: \$49,715</i>			
TOTAL General Administration and Support	419,505	1	
2021-22 Program Budget	2,732,107	24	
Changes in Salaries, Expense, Equipment, and Special	419,505	1	
2022-23 PROGRAM BUDGET	3,151,612	25	

ZOO
DETAIL OF CONTRACTUAL SERVICES ACCOUNT

2020-21 Actual Expenditures	2021-22 Adopted Budget	2021-22 Estimated Expenditures	Program/Code/Description	2022-23 Contract Amount
Animal General Care - DC8701				
\$ 25,000	\$ 25,000	\$ 25,000	1. Nutrition consultant.....	\$ 25,000
<u>21,673</u>	<u>30,000</u>	<u>30,000</u>	2. Sea lion life support technical services.....	<u>30,000</u>
<u>\$ 46,673</u>	<u>\$ 55,000</u>	<u>\$ 55,000</u>	Animal General Care Total	<u>\$ 55,000</u>
Animal Health Care - DC8702				
\$ 23,866	\$ 5,000	\$ 5,000	3. Equipment maintenance.....	\$ 5,000
<u>\$ 23,866</u>	<u>\$ 5,000</u>	<u>\$ 5,000</u>	Animal Health Care Total	<u>\$ 5,000</u>
Grounds Maintenance - DC8704				
\$ 74,000	\$ 200,000	\$ 180,000	4. Brush clearance.....	\$ 200,000
75,724	100,000	100,000	5. Pest control services.....	100,000
142,316	140,000	160,000	6. Tree trimming services.....	140,000
<u>59,500</u>	<u>148,450</u>	<u>148,000</u>	7. Waste haul tipping fees/services.....	<u>148,450</u>
<u>\$ 351,540</u>	<u>\$ 588,450</u>	<u>\$ 588,000</u>	Grounds Maintenance Total	<u>\$ 588,450</u>
Learning and Engagement - DC8707				
\$ -	\$ 2,000	\$ -	8. Professional services for class programming.....	\$ 2,000
<u>\$ -</u>	<u>\$ 2,000</u>	<u>\$ -</u>	Learning and Engagement Total	<u>\$ 2,000</u>
Planning, Development, and Construction - DC8708				
\$ 2,987	\$ 20,000	\$ 25,000	9. Hazardous waste disposal.....	\$ 20,000
<u>-</u>	<u>-</u>	<u>1,513,000</u>	10. Zoo Lights.....	<u>-</u>
<u>\$ 2,987</u>	<u>\$ 20,000</u>	<u>\$ 1,538,000</u>	Planning, Development, and Construction Total	<u>\$ 20,000</u>
Technology Support - DC8749				
\$ 800	\$ -	\$ -	11. Online ticketing platform maintenance.....	\$ -
<u>\$ 800</u>	<u>\$ -</u>	<u>\$ -</u>	Technology Support Total	<u>\$ -</u>
General Administration and Support - DC8750				
\$ 8,768	\$ 10,000	\$ 10,000	12. American Society of Composers, Authors and Publishers annual permit.....	\$ 10,000
78,493	180,000	180,000	13. Emergency medical services.....	180,000
<u>14,243</u>	<u>27,400</u>	<u>27,000</u>	14. Equipment and office machine rental.....	<u>27,400</u>
<u>\$ 101,504</u>	<u>\$ 217,400</u>	<u>\$ 217,000</u>	General Administration and Support Total	<u>\$ 217,400</u>
<u>\$ 527,370</u>	<u>\$ 887,850</u>	<u>\$ 2,403,000</u>	TOTAL CONTRACTUAL SERVICES ACCOUNT	<u>\$ 887,850</u>

Zoo

Position Counts					2022-23 Salary Range and Annual Salary	
2021-22	Change	2022-23	Code	Title		
<u>GENERAL</u>						
<u>Regular Positions</u>						
1	-	1	1117-2	Executive Administrative Assistant II	3112(2)	(64,978 - 97,614)
1	-	1	1117-3	Executive Administrative Assistant III	3338(2)	(69,697 - 104,671)
3	-	3	1223	Accounting Clerk	2511(2)	(52,429 - 78,780)
3	1	4	1358	Administrative Clerk	1929(2)	(40,277 - 60,552)
1	-	1	1358	Administrative Clerk (Half-Time)	1929(2)	(40,277 - 60,552)
8	1	9	1368	Senior Administrative Clerk	2379(2)	(49,673 - 74,646)
1	-	1	1513	Accountant	2767(2)	(57,774 - 86,798)
1	-	1	1523-2	Senior Accountant II	3482(2)	(72,704 - 109,202)
2	-	2	1596	Systems Analyst	3528(2)	(73,664 - 110,643)
1	-	1	1597-1	Senior Systems Analyst I	4171(2)	(87,090 - 130,854)
1	-	1	1597-2	Senior Systems Analyst II	5161(2)	(107,761 - 161,945)
1	-	1	1670-2	Graphics Designer II	2908(2)	(60,719 - 91,224)
-	1	1	1670-3	Graphics Designer III	3257(2)	(68,006 - 102,186)
1	-	1	1702-1	Emergency Management Coordinator I	4165(2)	(86,965 - 130,625)
1	-	1	1714-1	Personnel Director I	5784(2)	(120,769 - 181,363)
2	-	2	1731	Personnel Analyst	3528(2)	(73,664 - 110,643)
1	-	1	1785-1	Public Relations Specialist I	2511(2)	(52,429 - 78,780)
1	-	1	1785-2	Public Relations Specialist II	2863(2)	(59,779 - 89,804)
1	-	1	1786	Principal Public Relations Representative	3423(2)	(71,472 - 107,385)
-	1	1	1793-2	Photographer II	2998(2)	(62,598 - 94,022)
1	-	1	1835-2	Storekeeper II	2379(2)	(49,673 - 74,646)
1	-	1	2360	Chief Veterinarian	5706(2)	(119,141 - 178,962)
1	-	1	2364	Zoo Nutritionist	3117(2)	(65,082 - 97,781)
3	-	3	2367-2	Zoo Veterinarian II	4732(6)	(98,804 - 148,435)
1	-	1	2367-3	Zoo Veterinarian III	4996(6)	(104,316 - 156,725)
5	-	5	2369	Veterinary Technician	2592(2)	(54,120 - 81,327)
1	-	1	2400-1	Aquarist I	2776(2)	(57,962 - 87,069)
1	-	1	2400-2	Aquarist II	3084(2)	(64,393 - 96,757)
6	-	6	2412-1	Park Services Attendant I	1504(5)	(31,403 - 47,209)
6	-	6	2412-2	Park Services Attendant II	2141(2)	(44,704 - 67,129)
3	-	3	2415	Special Program Assistant II (Half-Time)	\$17.83/hr	
2	-	2	2422	Senior Park Services Attendant	2398(2)	(50,070 - 75,188)
1	-	1	2424	Principal Park Services Attendant	2810(2)	(58,672 - 88,155)
2	-	2	3112	Maintenance Laborer	1922(2)	(40,131 - 60,259)
2	-	2	3115	Maintenance and Construction Helper	2036(2)	(42,511 - 63,892)

Zoo

Position Counts					2022-23 Salary Range and Annual Salary	
2021-22	Change	2022-23	Code	Title		
<u>GENERAL</u>						
<u>Regular Positions</u>						
1	-	1	3127-2	Construction and Maintenance Supervisor II		(145,283)
18	1	19	3141	Gardener Caretaker	2036(2)	(42,511 - 63,892)
2	-	2	3143	Senior Gardener	2277(2)	(47,543 - 71,451)
1	-	1	3146	Senior Park Maintenance Supervisor	3622(2)	(75,627 - 113,628)
13	1	14	3156	Custodian	1622(4)	(33,867 - 50,842)
1	-	1	3176	Custodian Supervisor	1881(2)	(39,275 - 59,006)
1	-	1	3178	Head Custodian Supervisor	2318(2)	(48,399 - 72,683)
1	-	1	3333-1	Building Repairer I	2277(2)	(47,543 - 71,451)
2	-	2	3344	Carpenter		(94,941)
-	1	1	3345	Senior Carpenter		(106,488)
1	-	1	3351	Cement Finisher Worker	2390(2)	(49,903 - 75,000)
2	-	2	3353	Cement Finisher		(87,174)
1	1	2	3423	Painter		(90,995)
1	-	1	3424	Senior Painter		(100,098)
2	-	2	3443	Plumber		(103,919)
1	-	1	3444	Senior Plumber		(114,171)
1	-	1	3451	Masonry Worker		(98,866)
2	-	2	3523	Light Equipment Operator	2324(2)	(48,525 - 72,871)
1	-	1	3525	Equipment Operator		(104,003)
1	1	2	3583	Truck Operator	2277(6)	(47,543 - 71,451)
1	1	2	3773	Mechanical Repairer		(95,171)
1	-	1	3774	Air Conditioning Mechanic		(103,919)
1	-	1	3775	Sheet Metal Worker		(100,056)
1	-	1	3796	Welder		(94,210)
1	-	1	3863	Electrician		(102,729)
1	-	1	3864	Senior Electrician		(112,731)
1	1	2	3913	Irrigation Specialist	2461(2)	(51,385 - 77,172)
1	-	1	4276	Zoo Curator of Birds	3484(6)	(72,745 - 109,285)
1	-	1	4277	Zoo Curator of Reptiles	3484(6)	(72,745 - 109,285)
1	-	1	4290	Zoo Registrar	2856(2)	(59,633 - 89,554)
2	-	2	4297	Zoo Curator	3484(6)	(72,745 - 109,285)
7	-	7	4300-2	Zoo Curator of Education II	2953(2)	(61,658 - 92,665)
3	-	3	4300-3	Zoo Curator of Education III	3484(2)	(72,745 - 109,285)
1	-	1	4300-4	Zoo Curator of Education IV	4242(2)	(88,572 - 133,089)
1	-	1	4302	Zoo Research and Conservation Director	3425(2)	(71,514 - 107,469)

Zoo

Position Counts						
2021-22	Change	2022-23	Code	Title	2022-23 Salary Range and Annual Salary	
<u>GENERAL</u>						
<u>Regular Positions</u>						
78	4	82	4304	Animal Keeper	2352(2)	(49,109 - 73,769)
5	-	5	4304	Animal Keeper (Half-Time)	2352(2)	(49,109 - 73,769)
5	3	8	4305	Senior Animal Keeper	2523(2)	(52,680 - 79,197)
1	-	1	4308	Animal Collection Curator	5371(2)	(112,146 - 168,459)
3	-	3	4312	Principal Animal Keeper	2740(2)	(57,211 - 85,942)
1	-	1	6147	Audio Visual Technician		(96,507)
1	-	1	7929-1	Landscape Architect I	4596(2)	(95,964 - 144,176)
1	-	1	9167-1	Senior Personnel Analyst I	4339(2)	(90,598 - 136,095)
1	-	1	9171-1	Senior Management Analyst I	4339(2)	(90,598 - 136,095)
2	-	2	9171-2	Senior Management Analyst II	5372(2)	(112,167 - 168,501)
1	-	1	9182	Chief Management Analyst	6313(2)	(131,815 - 198,005)
1	-	1	9184	Management Analyst	3528(2)	(73,664 - 110,643)
1	-	1	9500	General Manager Zoo		(266,658)
1	-	1	9501	Zoo Assistant General Manager	6954(2)	(145,199 - 218,133)
246	18	264				
<u>Commissioner Positions</u>						
5	-	5	0101-2	Commissioner		\$50/mtg
5	-	5				
<u>AS NEEDED</u>						
<u>To be Employed As Needed in Such Numbers as Required</u>						
			0965	Plumber - Exempt		\$39.79/hr
			1113	Community and Administrative Support Worker II		\$17.36/hr
			1114	Community and Administrative Support Worker III		\$21.63/hr
			1223	Accounting Clerk	2511(2)	(52,429 - 78,780)
			1358	Administrative Clerk	1929(2)	(40,277 - 60,552)
			1368	Senior Administrative Clerk	2379(2)	(49,673 - 74,646)
			1427-1	Computer Operator I	2294(2)	(47,898 - 71,973)
			1501	Student Worker		\$16.42/hr
			1502	Student Professional Worker	1419(7)	(29,628 - 44,516)
			1513	Accountant	2767(2)	(57,774 - 86,798)
			1535-1	Administrative Intern I	1594(9)	(33,282 - 50,007)
			1535-2	Administrative Intern II	1739(9)	(36,310 - 54,517)
			1537	Project Coordinator	3303(2)	(68,966 - 103,606)

Zoo

Position Counts					
2021-22	Change	2022-23	Code	Title	2022-23 Salary Range and Annual Salary
<u>AS NEEDED</u>					
<u>To be Employed As Needed in Such Numbers as Required</u>					
			1542	Project Assistant	2511(2) (52,429 - 78,780)
			1596	Systems Analyst	3528(2) (73,664 - 110,643)
			1670-1	Graphics Designer I	2403(2) (50,174 - 75,376)
			1793-1	Photographer I	2607(2) (54,434 - 81,766)
			2367-2	Zoo Veterinarian II	4732(6) (98,804 - 148,435)
			2369	Veterinary Technician	2592(2) (54,120 - 81,327)
			2400-1	Aquarist I	2776(2) (57,962 - 87,069)
			2415	Special Program Assistant II	\$17.83/hr
			2416	Special Program Assistant III	\$22.23/hr
			2418-1	Assistant Park Services Attendant I	\$17.36/hr
			2418-2	Assistant Park Services Attendant II	\$21.63/hr
			2498	Recreation Assistant	\$19.02/hr
			2499	Recreation Instructor	\$19.88- \$29.52/hr
			3115	Maintenance and Construction Helper	2036(2) (42,511 - 63,892)
			3156	Custodian	1622(4) (33,867 - 50,842)
			4304	Animal Keeper	2352(2) (49,109 - 73,769)
			6147	Audio Visual Technician	(96,507)
			6152-1	Librarian I	2719(6) (56,772 - 85,273)

HIRING HALL

Hiring Hall to be Employed As Needed in Such Numbers as Required

0855	Air Conditioning Mechanic - Hiring Hall	\$46.83/hr
0858	Carpenter - Hiring Hall	\$47.16/hr
0858-Z	City Craft Assistant - Hiring Hall	\$28.02/hr
0860-1	Cement Finisher I - Hiring Hall	\$15.39/hr
0860-2	Cement Finisher II - Hiring Hall	\$43.33/hr
0865	Electrician - Hiring Hall	\$48.79/hr
0870	Painter - Hiring Hall	\$33.40/hr
0872-2	Pipefitter II - Hiring Hall	\$30.83/hr
0874-2	Plumber II - Hiring Hall	\$48.77/hr
0876	Sheet Metal Worker - Hiring Hall	\$45.71/hr

	Regular Positions	Commissioner Positions
Total	264	5

THIS PAGE INTENTIONALLY LEFT BLANK

SECTION 2



**2
0
2
2
-
2
3**

Other Program Costs

Library Department

Recreation and Parks Department

City Employees' Retirement Fund

Fire and Police Pension Fund

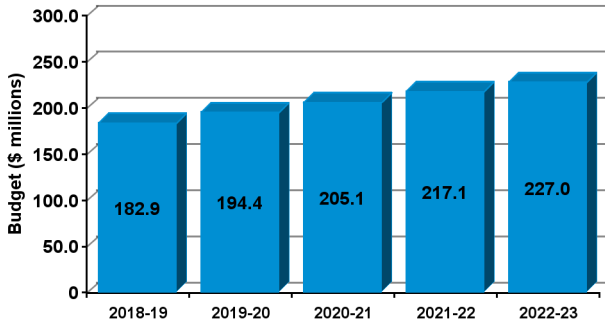
THIS PAGE INTENTIONALLY LEFT BLANK

LIBRARY

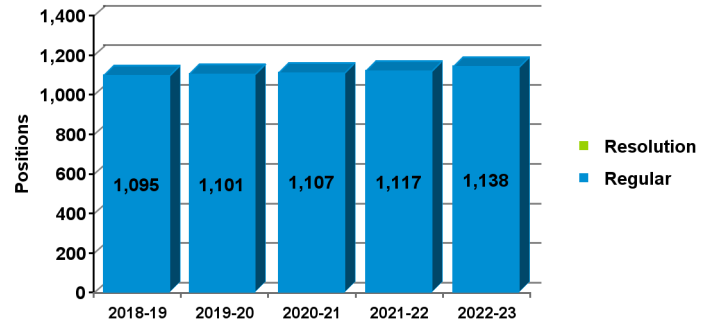
2022-23 Proposed Budget

FIVE-YEAR HISTORY OF BUDGET AND POSITION AUTHORITIES

FIVE-YEAR BUDGET HISTORY



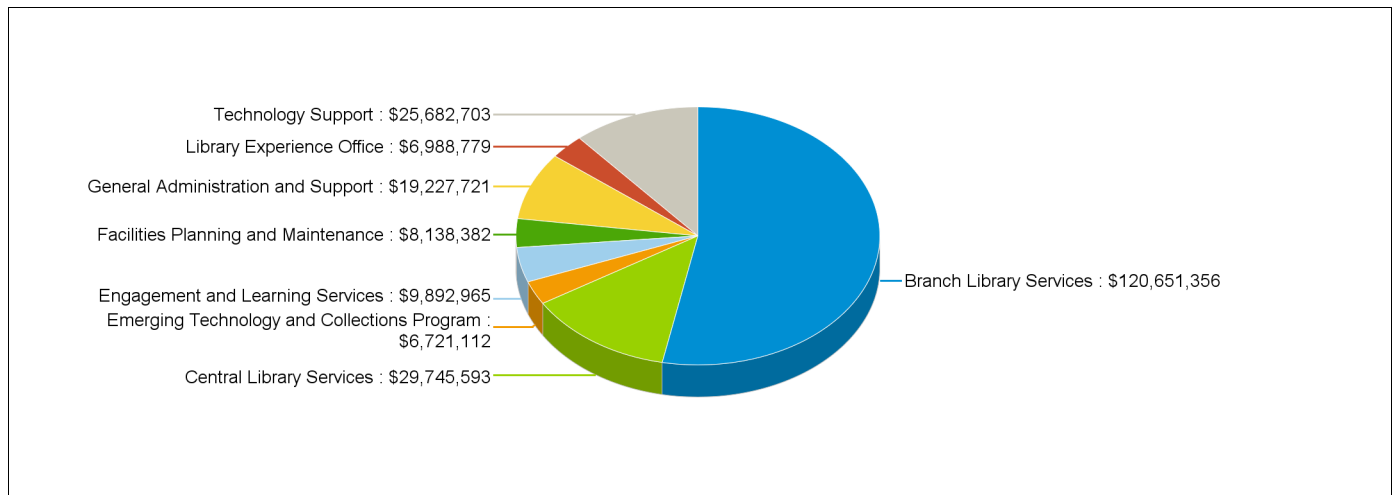
FIVE-YEAR POSITION AUTHORITY HISTORY



SUMMARY OF 2022-23 PROPOSED BUDGET CHANGES

	Total Budget		General Fund			Special Fund				
		Regular	Resolution		Regular	Resolution		Regular	Resolution	
2021-22 Adopted	\$217,140,992	1,117	-	-	-	-	\$217,140,992	100.0%	1,117	-
2022-23 Proposed	\$227,048,611	1,138	-	-	-	-	\$227,048,611	100.0%	1,138	-
Change from Prior Year	\$9,907,619	21	-	-	-	-	\$9,907,619		21	-

2022-23 FUNDING DISTRIBUTION BY PROGRAM



MAIN BUDGET ITEMS

	Funding	Positions
* Library Experience Office Staff Enhancement	\$566,131	14
* Security Cameras and Badge Access	\$3,000,000	-
* Alterations and Improvements	\$1,006,175	-
* Information Technology Infrastructure Enhancement	\$3,411,095	-
* Cable Modem Upgrade	\$450,000	-
* Self-Checkout Machines	\$220,000	-

Recapitulation of Changes

	Adopted Budget 2021-22	Total Budget Changes	Total Budget 2022-23
EXPENDITURES AND APPROPRIATIONS			
Salaries			
Salaries General	80,678,488	7,185,865	87,864,353
Salaries, As-Needed	4,186,924	-	4,186,924
Overtime General	145,423	-	145,423
Total Salaries	<u>85,010,835</u>	<u>7,185,865</u>	<u>92,196,700</u>
Expense			
Office Equipment	30,462	-	30,462
Printing and Binding	372,000	-	372,000
Contractual Services	16,186,490	1,206,925	17,393,415
Transportation	97,463	-	97,463
Office and Administrative	8,999,016	1,715,995	10,715,011
Operating Supplies	515,186	(14,300)	500,886
Total Expense	<u>26,200,617</u>	<u>2,908,620</u>	<u>29,109,237</u>
Equipment			
Furniture, Office, and Technical Equipment	-	320,000	320,000
Transportation Equipment	434,000	(434,000)	-
Total Equipment	<u>434,000</u>	<u>(114,000)</u>	<u>320,000</u>
Special			
Library Materials	19,035,130	1,000,000	20,035,130
Various Special - Library	86,460,410	(1,072,866)	85,387,544
Total Special	<u>105,495,540</u>	<u>(72,866)</u>	<u>105,422,674</u>
Total Library	<u>217,140,992</u>	<u>9,907,619</u>	<u>227,048,611</u>
	Adopted Budget 2021-22	Total Budget Changes	Total Budget 2022-23

SOURCES OF FUNDS

Library Other Revenue	217,140,992	9,907,619	227,048,611
Total Funds	<u>217,140,992</u>	<u>9,907,619</u>	<u>227,048,611</u>
Percentage Change			4.56%
Positions	1,117	21	1,138

Changes Applicable to Various Programs

The following changes involve two or more budgetary programs. These changes are explained below and apportioned as single entries in the affected programs. Single-program changes are shown only in the programs involved.

Program Changes	Direct Cost	Positions	Total Cost
Changes in Salaries, Expense, Equipment, and Special Obligatory Changes			
1. 2021-22 Employee Compensation Adjustment Related costs consist of employee benefits. SG: \$3,176,621 <i>Related Costs: \$1,072,109</i>	3,176,621	-	4,248,730
2. 2022-23 Employee Compensation Adjustment Related costs consist of employee benefits. SG: \$1,993,273 <i>Related Costs: \$28,065</i>	1,993,273	-	2,021,338
3. Full Funding for Partially Financed Positions Related costs consist of employee benefits. SG: \$372,555 <i>Related Costs: \$125,737</i>	372,555	-	498,292
4. Salary Step and Turnover Effect Related costs consist of employee benefits. SG: \$646,338 <i>Related Costs: \$218,139</i>	646,338	-	864,477
Deletion of One-Time Services			
5. Deletion of One-Time Special Funding Delete one-time Various Special - Library Account funding. SP: (\$7,243,077)	(7,243,077)	-	(7,243,077)
6. Deletion of One-Time Equipment Funding Delete one-time funding for equipment purchases. EQ: (\$434,000)	(434,000)	-	(434,000)
7. Deletion of One-Time Expense Funding Delete one-time expense funding. EX: (\$5,044,700)	(5,044,700)	-	(5,044,700)
Increased Services			
8. Library Books and Materials Increase funding in the Library Materials Account by \$1,000,000, from \$19,035,130 to \$20,035,130 to purchase new library books and materials to meet the needs of the public and improve service to neighborhoods. SP: \$1,000,000	1,000,000	-	1,000,000

Program Changes	Direct Cost	Positions	Total Cost
Changes in Salaries, Expense, Equipment, and Special			
Other Changes or Adjustments			
9. Reserve Fund Add one-time funding to the Various Special-Library Account to establish a Reserve Fund for costs that the Library may incur during the fiscal year. <i>SP: \$943,231</i>	943,231	-	943,231
10. Reimbursements for Sidewalk Repairs Add one-time funding in the Various Special-Library Account to reimburse the actual costs for sidewalk repairs at libraries pursuant to the Settlement Agreement relative to the class action lawsuit, Willits v. City of Los Angeles. <i>SP: \$2,000,000</i>	2,000,000	-	2,000,000
11. Charter Mandated Appropriation Increase the Department's General Fund Appropriation by \$9,058,590 from \$217,990,021 to \$227,048,611 to meet the funding requirements set forth by the Charter. Charter Section 531 states that 0.03 percent of assessed value of all property in the City as assessed for City taxes shall be appropriated for the financial support of the Library. The appropriation will be used to fund Library services, Library materials and equipment, related costs, and the reimbursement of all direct and indirect costs.	-	-	-
12. Adjustments to Library Facilities Costs Increase funding in the Various Special-Library Account by \$1,500,000, from \$17,716,725 to \$19,216,725 for direct costs to the Library, including water and electricity, building maintenance, fuel and fleet, natural gas, custodial services, parking, and refuse collection. <i>SP: \$1,500,000</i>	1,500,000	-	1,500,000
13. General Fund Reimbursement Reduce funding for General Fund cost reimbursements by \$298,020, from \$55,538,249 to \$55,240,229. Funds will be applied toward the reimbursement of General Fund costs including the City Employee Retirement System, Medicare, Employee Assistance, Civilian Flex programs, and other related costs not billed to the Department. The funding includes a reconciliation of 2020-21 reimbursements based on actual expenses. <i>SP: (\$298,020)</i>	(298,020)	-	(298,020)
14. Program Realignment Transfer positions and funding between budgetary programs to reflect the Department's needs. There will be no change to the level of services provided nor to the overall funding provided to the Department.	-	-	-

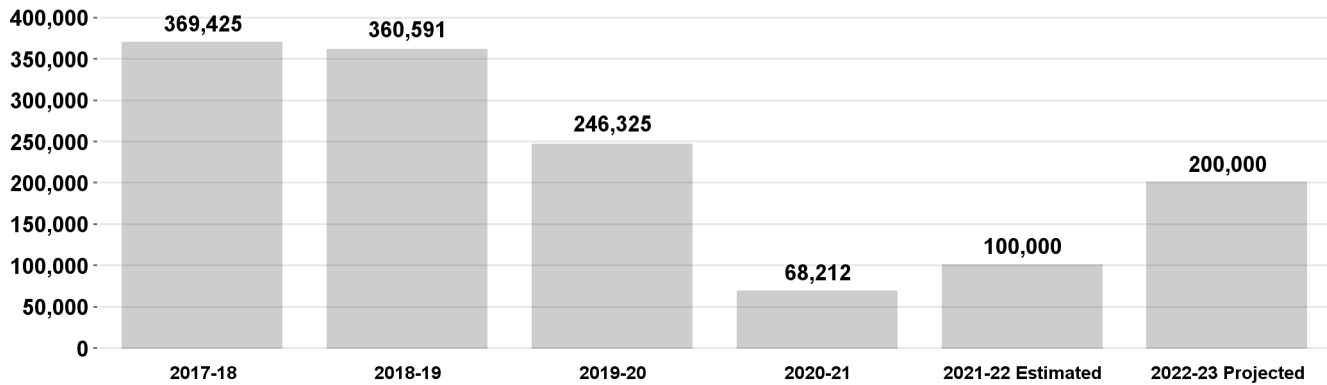
Program Changes	Direct Cost	Positions	Total Cost
Changes in Salaries, Expense, Equipment, and Special			
Other Changes or Adjustments			
15. Funding Realignment Transfer funding between budgetary programs to reflect the Department's organizational structure. There will be no change to the level of services provided nor to the overall funding provided to the Department.	-	-	-
16. Direct Cost Contingency Fund Add one-time funding to the Various Special-Library Account as a contingency for direct costs that the Library may incur during the fiscal year. <i>SP: \$2,000,000</i>	2,000,000	-	2,000,000
TOTAL CHANGES APPLICABLE TO VARIOUS PROGRAMS	<u>612,221</u>	<u>-</u>	

Branch Library Services

Priority Outcome: Create a more livable and sustainable city

This program provides public services at the 72 Branch Libraries, including: reference and information service, free public access computers, programs for children, teens, and adults, and circulation of library materials such as books, DVDs, CD music, audio books and magazines.

Number of People Attending Branch Library Programs



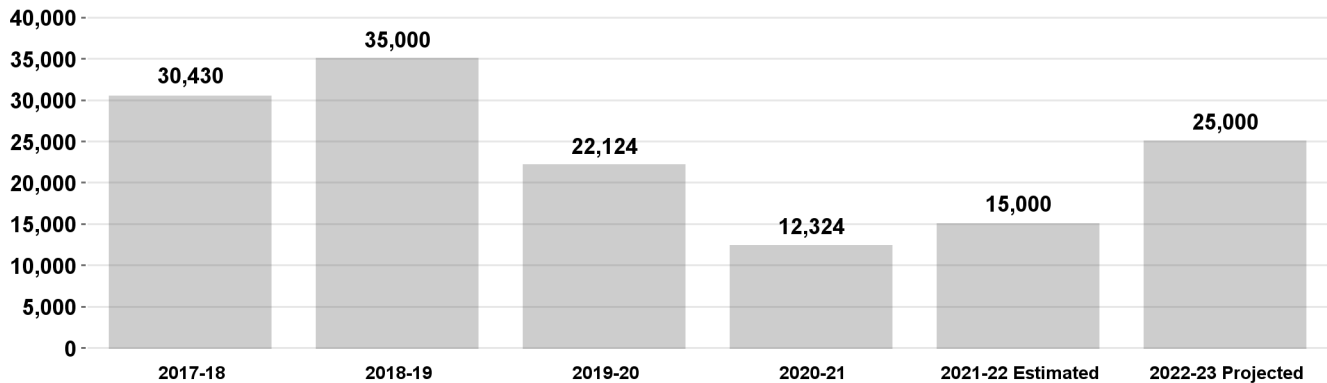
Program Changes	Direct Cost	Positions	Total Cost
Changes in Salaries, Expense, Equipment, and Special			
Apportionment of Changes Applicable to Various Programs	(4,843,244)	1	(4,044,758)
Related costs consist of employee benefits.			
SG: \$3,501,364 EX: (\$5,395,899) SP: (\$2,948,709)			
Related Costs: \$798,486			
TOTAL Branch Library Services	(4,843,244)	1	
2021-22 Program Budget	125,494,600	653	
Changes in Salaries, Expense, Equipment, and Special	(4,843,244)	1	
2022-23 PROGRAM BUDGET	120,651,356	654	

Central Library Services

Priority Outcome: Create a more livable and sustainable city

This program provides public services at the Central Library, including: reference and information service, free public access computers, programs for children, teens, and adults, and circulation of library materials such as books, DVDs, CD music, audio books and magazines.

Number of People Attending Central Library Programs



Program Changes	Direct Cost	Positions	Total Cost
Changes in Salaries, Expense, Equipment, and Special			
Apportionment of Changes Applicable to Various Programs	(193,997)	1	59,805
Related costs consist of employee benefits.			
SG: \$1,046,823 EX: (\$1,440,446) SP: \$199,626			
Related Costs: \$253,802			
Continuation of Services			
17. LA Libros Festival	36,000	-	36,000
Continue funding in the Contractual Services (\$25,000) and Office and Administrative (\$11,000) accounts to support the 2022 LA Libros Festival.			
EX: \$36,000			
Increased Services			
18. Central Library Staff Enhancement	52,718	1	85,314
Add nine-months funding and regular authority for one Library Assistant I to assist the Octavia Lab at the Central Library.			
Related costs consist of employee benefits.			
SG: \$52,718			
Related Costs: \$32,596			
New Services			
19. Black History Month	25,000	-	25,000
Add funding to the Office and Administrative Account to support exhibit and event programming for Black History Month and Black music appreciation.			
EX: \$25,000			

Central Library Services

TOTAL Central Library Services	(80,279)	2
2021-22 Program Budget	29,825,872	187
Changes in Salaries, Expense, Equipment, and Special	(80,279)	2
2022-23 PROGRAM BUDGET	29,745,593	189

Engagement and Learning Services

Priority Outcome: Create a more livable and sustainable city

This program develops, monitors, coordinates and evaluates Library programs and services for the entire Library Department including Volunteer Services, Homeless Engagement, Adult Services, Young Adult Services, Children's Services, Adult Literacy, Veteran Engagement, Financial Literacy, Career Online High School, New Americans Initiative, and Mobile Outreach.

Program Changes	Direct Cost	Positions	Total Cost
Changes in Salaries, Expense, Equipment, and Special			
Apportionment of Changes Applicable to Various Programs Related costs consist of employee benefits. <i>SG: \$362,819 EX: (\$30,000) SP: \$68,655</i> <i>Related Costs: \$84,915</i>	401,474	-	486,389
Increased Services			
20. Engagement and Learning Services Staff Enhancement Add nine-months funding and regular authority for three positions consisting of one Senior Librarian and two Community Program Assistant IIs for increased coverage at literacy centers. Related costs consist of employee benefits. <i>SG: \$174,187</i> <i>Related Costs: \$103,369</i>	174,187	3	277,556
21. Maker Faire Event Enhancement Add funding to the Contractual Services (\$30,000) and Office and Administrative (\$87,000) accounts to support the Maker Faire event. <i>EX: \$117,000</i>	117,000	-	117,000
TOTAL Engagement and Learning Services	692,661	3	
2021-22 Program Budget	9,200,304	62	
Changes in Salaries, Expense, Equipment, and Special	692,661	3	
2022-23 PROGRAM BUDGET	9,892,965	65	

Library Experience Office

Priority Outcome: Create a more livable and sustainable city

The Library Experience Office administers the Library's ongoing efforts to reimagine security and safety in the Library while providing outreach for the most vulnerable patrons through programs and direct contact. The Library Experience Office intends to: provide a more welcoming and safe Library experience for patrons by engaging with patrons who are in need of services such as housing, mental health, primary care, and substance abuse; develop long-term solutions to address and prevent serious incidents; develop training programs for Library staff to enhance customer service, de-escalation, and identification of social service needs; and, serve as the Library's designated liaison with the Los Angeles Police Department to coordinate security coverage for Library locations.

Program Changes	Direct Cost	Positions	Total Cost
Changes in Salaries, Expense, Equipment, and Special			
Apportionment of Changes Applicable to Various Programs Related costs consist of employee benefits. <i>SG: \$365,229 EX: (\$80,400) SP: \$26,406</i> <i>Related Costs: \$121,232</i>	311,235	-	432,467
Increased Services			
22. Library Experience Office Staff Enhancement Add nine-months funding and regular authority for 14 positions consisting of one Senior Librarian, one Administrative Clerk, and 12 Community Services Representatives to engage patrons needing housing, mental health, primary care, and substance abuse services while encouraging safe behavior at libraries and developing long-term solutions to prevent serious incidents. Related costs consist of employee benefits. <i>SG: \$566,131</i> <i>Related Costs: \$396,500</i>	566,131	14	962,631
23. Security Cameras and Badge Access Add one-time funding to the Contractual Services Account for security cameras, badge access, and equipment at all Library locations. <i>EX: \$3,000,000</i>	3,000,000	-	3,000,000
TOTAL Library Experience Office	3,877,366	14	
2021-22 Program Budget	3,111,413	11	
Changes in Salaries, Expense, Equipment, and Special	3,877,366	14	
2022-23 PROGRAM BUDGET	6,988,779	25	

Emerging Technology and Collections Program

Priority Outcome: Create a more livable and sustainable city

This program provides public services and programs on strategic initiatives to enhance the quality of life for patrons; provides training to staff members to enhance skills, knowledge, and abilities to meet the goals of initiatives; and is responsible for the acquisition, cataloging and processing of all Library materials and electronic resources.

Program Changes	Direct Cost	Positions	Total Cost
Changes in Salaries, Expense, Equipment, and Special			
Apportionment of Changes Applicable to Various Programs	6,721,112	63	9,341,372
Related costs consist of employee benefits.			
<i>SG: \$4,949,224 EX: \$705,346 SP: \$1,066,542</i>			
<i>Related Costs: \$2,620,260</i>			
Other Changes or Adjustments			
24. Pay Grade Advancement	-	-	-
Upgrade two Librarian IIs to Librarian IIIs to support the Acquisitions and Multilingual sections of the Department. The incremental salary cost will be absorbed by the Department.			
TOTAL Emerging Technology and Collections Program	6,721,112	63	
2021-22 Program Budget	-	-	
Changes in Salaries, Expense, Equipment, and Special	6,721,112	63	
2022-23 PROGRAM BUDGET	6,721,112	63	

Facilities Planning and Maintenance

Priority Outcome: Create a more livable and sustainable city

This program provides all facility assessments, alterations, improvements, repairs, maintenance, and landscaping, through coordination with the Department of General Services. The program also oversees procurement; storage, distribution, and shipping of materials; mail services; and, the use of Library property for rental and filming purposes.

Program Changes	Direct Cost	Positions	Total Cost
Changes in Salaries, Expense, Equipment, and Special			
Apportionment of Changes Applicable to Various Programs Related costs consist of employee benefits. <i>SG: \$2,551,793 EX: \$4,540,277 SP: \$40,137</i> <i>Related Costs: \$1,429,589</i>	7,132,207	38	8,561,796
New Services			
25. Alterations and Improvements Add one-time funding to the Contractual Services Account to fund various alterations and improvements projects at branch libraries. <i>EX: \$1,006,175</i>	1,006,175	-	1,006,175
Other Changes or Adjustments			
26. Staff Reallocation Reallocate one Administrative Clerk to Senior Administrative Clerk. This position will provide clerical and administrative support. Reallocation of this position is subject to approval by the Board of Civil Service Commissioners. The salary cost difference will be absorbed by the Department.	-	-	-
TOTAL Facilities Planning and Maintenance	8,138,382	38	
2021-22 Program Budget	-	-	
Changes in Salaries, Expense, Equipment, and Special	8,138,382	38	
2022-23 PROGRAM BUDGET	8,138,382	38	

Technology Support

This program develops and maintains the library's public service website, information technology systems, and web-based resources and services and is responsible for the acquisition, cataloging and processing of all library materials and electronic resources.

Program Changes	Direct Cost	Positions	Total Cost
Changes in Salaries, Expense, Equipment, and Special			
Apportionment of Changes Applicable to Various Programs Related costs consist of employee benefits. <i>SG: (\$4,374,005) EX: (\$2,858,346) SP: \$35,911</i> <i>Related Costs: (\$2,471,034)</i>	(7,196,440)	(63)	(9,667,474)
Increased Services			
27. Technology Support Staff Enhancement Add nine-months funding and regular authority for one Systems Analyst to provide systems support for the Library's security camera system and badge access project. Related costs consist of employee benefits. <i>SG: \$68,268</i> <i>Related Costs: \$38,009</i>	68,268	1	106,277
28. Information Technology Infrastructure Enhancement Increase funding in the Office and Administrative Account (\$3,226,095) to provide software, licenses, annual maintenance agreements, and expense items to maintain and upgrade the Library's technology infrastructure and ensure network security. Add one-time funding in the Contractual Services Account (\$185,000) for upgrades to data center and communications rooms at all Library locations. <i>EX: \$3,411,095</i>	3,411,095	-	3,411,095
29. Information Technology Hardware Add one-time funding to the Furniture, Office, and Technical Equipment Account for information technology hardware to enable an immediate response to unexpected end-of-life hardware occurrences and unanticipated projects. <i>EQ: \$100,000</i>	100,000	-	100,000
30. Cable Modem Upgrade Increase funding in the Office and Administrative Account for network cable modem upgrades at all branch library locations to improve network bandwidth. <i>EX: \$450,000</i>	450,000	-	450,000
New Services			
31. Self-Checkout Machines Add one-time funding to the Furniture, Office, and Technical Equipment Account to purchase 10 self-checkout machines at various Library locations. <i>EQ: \$220,000</i>	220,000	-	220,000

Technology Support

Program Changes	Direct Cost	Positions	Total Cost
Changes in Salaries, Expense, Equipment, and Special			
Efficiencies to Services			
32. Contractual Services Reduction	(91,950)	-	(91,950)
Reduce funding in the Contractual Services Account as a result of discontinuing contractual services for network disaster recovery, telecommunications, network data port maintenance, and event notification services.			
<i>EX: (\$91,950)</i>			
TOTAL Technology Support	<u>(3,039,027)</u>	<u>(62)</u>	
2021-22 Program Budget	28,721,730	96	
Changes in Salaries, Expense, Equipment, and Special	<u>(3,039,027)</u>	<u>(62)</u>	
2022-23 PROGRAM BUDGET	<u>25,682,703</u>	<u>34</u>	

General Administration and Support

This program is responsible for providing administrative support functions of policy direction, business management, accounting, personnel, and public relations.

Program Changes	Direct Cost	Positions	Total Cost
Changes in Salaries, Expense, Equipment, and Special			
Apportionment of Changes Applicable to Various Programs	(1,720,126)	(40)	(3,113,326)
Related costs consist of employee benefits.			
<i>SG: (\$2,214,460) EX: (\$485,232) EQ: (\$434,000)</i>			
<i>SP: \$1,413,566</i>			
<i>Related Costs: (\$1,393,200)</i>			
Increased Services			
33. Menstrual Hygiene Pilot Program Expansion	25,000	-	25,000
Add one-time funding to the Various Special-Library Account to expand a pilot program providing feminine hygiene products at no cost, in all restrooms at Library locations.			
<i>SP: \$25,000</i>			
34. General Administration Staff Enhancement	135,774	2	211,527
Add nine-months funding and regular authority for two positions consisting of one Senior Administrative Clerk and one Senior Management Analyst I to supervise, develop, process, report, and keep records of the Department's contracting and competitive bid process. Related costs consist of employee benefits.			
<i>SG: \$135,774</i>			
<i>Related Costs: \$75,753</i>			
TOTAL General Administration and Support	(1,559,352)	(38)	
2021-22 Program Budget	20,787,073	108	
Changes in Salaries, Expense, Equipment, and Special	(1,559,352)	(38)	
2022-23 PROGRAM BUDGET	19,227,721	70	

LIBRARY
DETAIL OF CONTRACTUAL SERVICES ACCOUNT

2020-21 Actual Expenditures	2021-22 Adopted Budget	2021-22 Estimated Expenditures	Program/Code/Description	2022-23 Contract Amount
Branch Library Services - DB4401				
\$	\$	\$	1. Department in-house alteration and improvement program for branch libraries.....	\$ -
1,466,833	1,887,282	4,145,000	2. Branch libraries equipment repair and replacement.....	-
-	2,380,000	2,380,000	3. Book detection system maintenance.....	-
2,730	37,290	37,000	4. Telecommunications services	6,100
-	6,100	6,000	5. Digital learning labs.....	75,000
18,918	75,000	75,000	6. Contract landscape maintenance.....	-
633,963	1,091,327	1,090,000	7. Library card design for Student Success Cards.....	6,500
50	6,500	-		
<u>\$ 2,122,494</u>	<u>\$ 5,483,499</u>	<u>\$ 7,733,000</u>	Branch Library Services Total	<u>\$ 87,600</u>
Central Library Services - DB4402				
\$	\$	\$	8. Central Library grounds maintenance and parking.....	\$ -
260,519	281,922	282,000	9. Compact shelving	130,297
125,578	130,297	130,000	10. Security/fire life safety contract maintenance.....	-
50,911	42,920	43,000	11. Maintenance and upgrade of security systems.....	-
-	8,500	9,000	12. Book detection system maintenance.....	3,710
2,522	3,710	4,000	13. Telecommunications services.....	29,000
3,193	29,000	29,000	14. Central Library Validation Program - Westlawn Garage.....	-
48,257	162,000	162,000	15. Digital learning labs.....	115,507
-	115,507	115,000	16. Exhibit consultant.....	100,000
49,452	100,000	100,000	17. Central Library alterations and improvements.....	-
397,629	719,304	2,978,000	18. Way-finding signage.....	-
-	100,000	-	19. LA Libros Festival.....	25,000
14,170	30,000	30,000	20. Filter replacement.....	-
-	76,800	77,000		
<u>\$ 952,231</u>	<u>\$ 1,799,960</u>	<u>\$ 3,959,000</u>	Central Library Services Total	<u>\$ 403,514</u>
Engagement and Learning Services - DB4403				
\$	\$	\$	21. New Americans initiative.....	\$ 785,000
232,806	785,000	785,000	22. Maker Faire event.....	30,000
-	-	-	23. Racial equity action plan.....	-
-	30,000	30,000		
<u>\$ 232,806</u>	<u>\$ 815,000</u>	<u>\$ 815,000</u>	Engagement and Learning Services Total	<u>\$ 815,000</u>
Library Experience Office - DB4404				
\$	\$	\$	24. Social service outreach.....	\$ 860,267
-	860,267	500,000	25. Event notification system.....	31,000
-	31,000	31,000	26. Security cameras and badge access.....	4,000,000
-	1,000,000	8,750,000		
<u>\$ -</u>	<u>\$ 1,891,267</u>	<u>\$ 9,281,000</u>	Library Experience Office Total	<u>\$ 4,891,267</u>
Emerging Technology and Collections - DB4405				
\$	\$	\$	27. Racial equity action plan.....	\$ 30,000
-	-	-	28. Shared database service.....	141,029
-	-	-	29. Cataloging database service.....	126,817
-	-	-	30. Book binding.....	37,000
-	-	-	31. Electrical work.....	5,000
-	-	-	32. Book repair.....	76,000
<u>\$ -</u>	<u>\$ -</u>	<u>\$ -</u>	Emerging Technology and Collections Total	<u>\$ 415,846</u>

LIBRARY
DETAIL OF CONTRACTUAL SERVICES ACCOUNT

2020-21 Actual Expenditures	2021-22 Adopted Budget	2021-22 Estimated Expenditures	Program/Code/Description	2022-23 Contract Amount
Facilities Planning and Maintenance - DB4406				
\$ -	\$ -	\$ -	33. Branch libraries alterations and improvements.....	\$ 2,893,457
-	-	-	34. Central Library alterations and improvements.....	543,804
-	-	-	35. Book detection system maintenance.....	37,290
-	-	-	36. Contract landscape maintenance.....	1,091,327
-	-	-	37. Central Library grounds maintenance and parking.....	281,922
-	-	-	38. Security/fire life safety contract maintenance.....	42,920
-	-	-	39. Security systems upgrade and maintenance.....	8,500
-	-	-	40. Central Library Validation Program - Westlawn Garage.....	162,000
-	-	-	41. Special events services.....	127,500
-	-	-	42. Olive Street Garage management and operation.....	124,200
-	-	-	43. Southern California Library Cooperative (SCLC).....	27,000
-	-	-	44. Photocopier rental.....	76,732
-	-	-	45. Audio visual services.....	129,800
<u>\$ -</u>	<u>\$ -</u>	<u>\$ -</u>	Facilities Planning and Maintenance Total	<u>\$ 5,546,452</u>
Technology Support - DB4449				
\$ -	\$ 141,029	\$ 141,000	46. Shared database service.....	\$ -
193,149	126,817	127,000	47. Cataloging database service.....	-
-	37,000	37,000	48. Book binding.....	-
-	5,000	5,000	49. Electrical work.....	-
627,810	627,810	628,000	50. Online catalog and circulation system maintenance.....	627,810
417,344	697,190	697,000	51. Support and maintenance of Library network, servers, telecommunications, and public web access.....	697,190
-	64,800	65,000	52. Router maintenance.....	64,800
-	182,500	183,000	53. Self check-out system maintenance.....	182,500
7,174	76,000	76,000	54. Book repair.....	-
-	275,000	275,000	55. Telecommunications service.....	288,750
-	190,500	191,000	56. Disaster recovery network connections	-
293,072	82,000	82,000	57. Network data ports maintenance and repairs.....	134,800
12,000	-	-	58. E-Rate application - Library project cost.....	-
1,336,558	-	-	59. Data center main power supply upgrade for network servers.....	-
-	185,000	185,000	60. Data center and communication rooms air conditioning upgrades.....	185,000
-	50,000	50,000	61. Power and network ports maintenance and repair.....	50,000
-	-	-	62. Emergency public alert system.....	32,000
<u>\$ 2,887,107</u>	<u>\$ 2,740,646</u>	<u>\$ 2,742,000</u>	Technology Support Total	<u>\$ 2,262,850</u>
General Administration and Support - DB4450				
\$ -	\$ 30,000	\$ 20,000	63. Librarian recruitment advertising, brochures.....	\$ 30,000
3,942	127,500	128,000	64. Special events services.....	-
79,408	124,200	124,000	65. Olive Street Garage management and operation.....	-
28,200	27,000	27,000	66. Southern California Library Cooperative.....	-
47,303	76,732	77,000	67. Photocopier rental.....	-
10,972	129,800	130,000	68. Audio visual services.....	-
648,390	1,490,886	1,490,000	69. Marketing plan promotion and outreach.....	1,490,886
71,770	1,450,000	700,000	70. Facility assessment master plan.....	1,450,000
<u>\$ 889,985</u>	<u>\$ 3,456,118</u>	<u>\$ 2,696,000</u>	General Administration and Support Total	<u>\$ 2,970,886</u>
<u>\$ 7,084,623</u>	<u>\$ 16,186,490</u>	<u>\$ 27,226,000</u>	TOTAL CONTRACTUAL SERVICES ACCOUNT	<u>\$ 17,393,415</u>

Library

Position Counts						
2021-22	Change	2022-23	Code	Title	2022-23 Salary Range and Annual Salary	
<u>GENERAL</u>						
<u>Regular Positions</u>						
142	-	142	1111	Messenger Clerk	1504(5)	(31,403 - 47,209)
1	-	1	1111	Messenger Clerk (Half-Time)	1504(5)	(31,403 - 47,209)
21	-	21	1111-A	Messenger Clerk (Part-Time)		
4	-	4	1116	Secretary	2585(2)	(53,974 - 81,097)
1	-	1	1117-3	Executive Administrative Assistant III	3338(2)	(69,697 - 104,671)
1	-	1	1119-1	Accounting Records Supervisor I	2783(2)	(58,109 - 87,320)
10	-	10	1121-2	Delivery Driver II	2045(2)	(42,699 - 64,143)
1	-	1	1121-3	Delivery Driver III	2209(2)	(46,123 - 69,300)
1	-	1	1129	Personnel Records Supervisor	2967(2)	(61,950 - 93,062)
1	-	1	1170	Payroll Supervisor	3409(2)	(71,179 - 106,926)
55	1	56	1172-1	Library Assistant I	2379(2)	(49,673 - 74,646)
9	-	9	1172-2	Library Assistant II	2799(2)	(58,443 - 87,821)
1	-	1	1201	Principal Clerk	2783(2)	(58,109 - 87,320)
7	-	7	1223	Accounting Clerk	2511(2)	(52,429 - 78,780)
329	-	329	1358	Administrative Clerk	1929(2)	(40,277 - 60,552)
3	2	5	1368	Senior Administrative Clerk	2379(2)	(49,673 - 74,646)
1	-	1	1431-3	Programmer/Analyst III	3889(2)	(81,202 - 121,960)
1	-	1	1431-4	Programmer/Analyst IV	4208(2)	(87,863 - 132,024)
4	-	4	1455-1	Systems Programmer I	4378(7)	(91,412 - 137,306)
4	-	4	1455-2	Systems Programmer II	4711(2)	(98,365 - 147,767)
2	-	2	1513	Accountant	2767(2)	(57,774 - 86,798)
2	-	2	1523-2	Senior Accountant II	3482(2)	(72,704 - 109,202)
1	-	1	1525-2	Principal Accountant II	4222(2)	(88,155 - 132,420)
1	-	1	1538	Senior Project Coordinator	3922(2)	(81,891 - 123,045)
1	-	1	1593-2	Departmental Chief Accountant II	4975(2)	(103,878 - 156,036)
14	1	15	1596	Systems Analyst	3528(2)	(73,664 - 110,643)
3	-	3	1597-1	Senior Systems Analyst I	4171(2)	(87,090 - 130,854)
3	-	3	1597-2	Senior Systems Analyst II	5161(2)	(107,761 - 161,945)
1	-	1	1670-2	Graphics Designer II	2908(2)	(60,719 - 91,224)
1	-	1	1670-3	Graphics Designer III	3257(2)	(68,006 - 102,186)
1	-	1	1714-3	Personnel Director III	6584(2)	(137,473 - 206,524)
3	-	3	1731	Personnel Analyst	3528(2)	(73,664 - 110,643)
6	-	6	1785-2	Public Relations Specialist II	2863(2)	(59,779 - 89,804)
2	-	2	1786	Principal Public Relations Representative	3423(2)	(71,472 - 107,385)
1	-	1	1800-1	Public Information Director I	4450(2)	(92,916 - 139,582)

Library

Position Counts						
2021-22	Change	2022-23	Code	Title	2022-23 Salary Range and Annual Salary	
<u>GENERAL</u>						
<u>Regular Positions</u>						
1	-	1	1800-2	Public Information Director II	5229(2)	(109,181 - 164,012)
1	-	1	1832-1	Warehouse and Toolroom Worker I	2036(2)	(42,511 - 63,892)
1	-	1	1832-2	Warehouse and Toolroom Worker II	2131(2)	(44,495 - 66,857)
1	-	1	1837	Senior Storekeeper	2932(2)	(61,220 - 91,934)
6	-	6	2385-2	Social Worker II	3528(2)	(73,664 - 110,643)
1	-	1	2385-3	Social Worker III	4166(2)	(86,986 - 130,687)
12	2	14	2501-2	Community Program Assistant II	2748(2)	(57,378 - 86,171)
1	-	1	2501-3	Community Program Assistant III	3303(2)	(68,966 - 103,606)
2	-	2	3112	Maintenance Laborer	1922(2)	(40,131 - 60,259)
2	-	2	3141	Gardener Caretaker	2036(2)	(42,511 - 63,892)
1	-	1	3143	Senior Gardener	2277(2)	(47,543 - 71,451)
1	-	1	3168	Senior Event Attendant	2061(2)	(43,033 - 64,644)
3	-	3	3172	Event Attendant	1599(6)	(33,387 - 50,132)
260	(2)	258	6152-2	Librarian II	3185(2)	(66,502 - 99,931)
1	-	1	6152-2	Librarian II (Half-Time)	3185(2)	(66,502 - 99,931)
40	2	42	6152-3	Librarian III	3468(2)	(72,411 - 108,743)
96	2	98	6153	Senior Librarian	3761(2)	(78,529 - 117,972)
14	-	14	6155-1	Principal Librarian I	4389(2)	(91,642 - 137,661)
4	-	4	6155-2	Principal Librarian II	5242(2)	(109,452 - 164,430)
4	-	4	6157	Division Librarian	6313(2)	(131,815 - 198,005)
-	12	12	9053	Community Services Representative	1963(2)	(40,987 - 61,596)
2	-	2	9167-1	Senior Personnel Analyst I	4339(2)	(90,598 - 136,095)
1	-	1	9167-2	Senior Personnel Analyst II	5371(2)	(112,146 - 168,459)
1	1	2	9171-1	Senior Management Analyst I	4339(2)	(90,598 - 136,095)
3	-	3	9171-2	Senior Management Analyst II	5372(2)	(112,167 - 168,501)
2	-	2	9182	Chief Management Analyst	6313(2)	(131,815 - 198,005)
12	-	12	9184	Management Analyst	3528(2)	(73,664 - 110,643)
2	-	2	9232	Assistant City Librarian	7227(2)	(150,899 - 226,694)
1	-	1	9235	City Librarian		(265,426)
1	-	1	9375	Director of Systems	6313(2)	(131,815 - 198,005)
1	-	1	9734-1	Commission Executive Assistant I	2783(2)	(58,109 - 87,320)
1,117	21	1,138				
<u>Commissioner Positions</u>						
5	-	5	0101-1	Commissioner		\$25/mtg
5	-	5				

Library

Position Counts			Code	Title	2022-23 Salary Range and Annual Salary	
2021-22	Change	2022-23				
<u>AS NEEDED</u>						
<u>To be Employed As Needed in Such Numbers as Required</u>						
			0840-1	Student Librarian I	1529(7)	(31,925 - 47,940)
			0840-2	Student Librarian II	1660(7)	(34,660 - 52,074)
			0840-3	Student Librarian III	1806(7)	(37,709 - 56,626)
			1111	Messenger Clerk	1504(5)	(31,403 - 47,209)
			1121-1	Delivery Driver I	1872(2)	(39,087 - 58,714)
			1121-2	Delivery Driver II	2045(2)	(42,699 - 64,143)
			1140	Library Clerical Assistant	1683	(35,141 - 52,805)
			1172-1	Library Assistant I	2379(2)	(49,673 - 74,646)
			1172-2	Library Assistant II	2799(2)	(58,443 - 87,821)
			1223	Accounting Clerk	2511(2)	(52,429 - 78,780)
			1358	Administrative Clerk	1929(2)	(40,277 - 60,552)
			1368	Senior Administrative Clerk	2379(2)	(49,673 - 74,646)
			1427-1	Computer Operator I	2294(2)	(47,898 - 71,973)
			1502	Student Professional Worker	1419(7)	(29,628 - 44,516)
			1513	Accountant	2767(2)	(57,774 - 86,798)
			1523-1	Senior Accountant I	3213(2)	(67,087 - 100,787)
			1539	Management Assistant	2511(2)	(52,429 - 78,780)
			1597-2	Senior Systems Analyst II	5161(2)	(107,761 - 161,945)
			1599	Systems Aide	2511(2)	(52,429 - 78,780)
			1785-2	Public Relations Specialist II	2863(2)	(59,779 - 89,804)
			1832-1	Warehouse and Toolroom Worker I	2036(2)	(42,511 - 63,892)
			1835-1	Storekeeper I	2324(2)	(48,525 - 72,871)
			1859-2	Procurement Analyst II	3528(2)	(73,664 - 110,643)
			3111-2	Occupational Trainee II	1419(6)	(29,628 - 44,516)
			3168	Senior Event Attendant	2061(2)	(43,033 - 64,644)
			3172	Event Attendant	1599(6)	(33,387 - 50,132)
			3181	Security Officer	2118(2)	(44,223 - 66,461)
			3184	Senior Security Officer	2359(2)	(49,255 - 74,019)
			3199	Security Aide	1718(2)	(35,871 - 53,912)
			3200	Principal Security Officer	2629(2)	(54,893 - 82,476)
			3583	Truck Operator	2277(6)	(47,543 - 71,451)
			6152-1	Librarian I	2719(6)	(56,772 - 85,273)
			6152-2	Librarian II	3185(2)	(66,502 - 99,931)
			6152-3	Librarian III	3468(2)	(72,411 - 108,743)
			6153	Senior Librarian	3761(2)	(78,529 - 117,972)

Library

Position Counts					2022-23 Salary Range and Annual Salary	
2021-22	Change	2022-23	Code	Title		
<u>AS NEEDED</u>						
<u>To be Employed As Needed in Such Numbers as Required</u>						
			6155-1	Principal Librarian I	4389(2)	(91,642 - 137,661)
			9167-2	Senior Personnel Analyst II	5371(2)	(112,146 - 168,459)
			9171-1	Senior Management Analyst I	4339(2)	(90,598 - 136,095)
			9182	Chief Management Analyst	6313(2)	(131,815 - 198,005)
			9184	Management Analyst	3528(2)	(73,664 - 110,643)
Total						
		Regular Positions	Commissioner Positions			
		1,138	5			

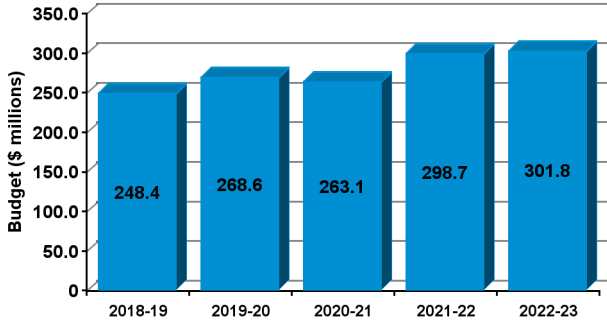
THIS PAGE INTENTIONALLY LEFT BLANK

RECREATION AND PARKS

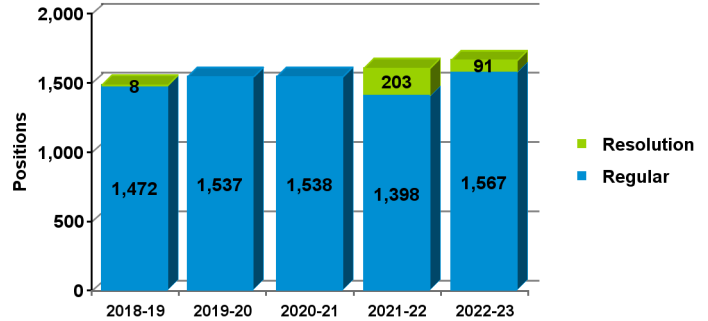
2022-23 Proposed Budget

FIVE-YEAR HISTORY OF BUDGET AND POSITION AUTHORITIES

FIVE-YEAR BUDGET HISTORY



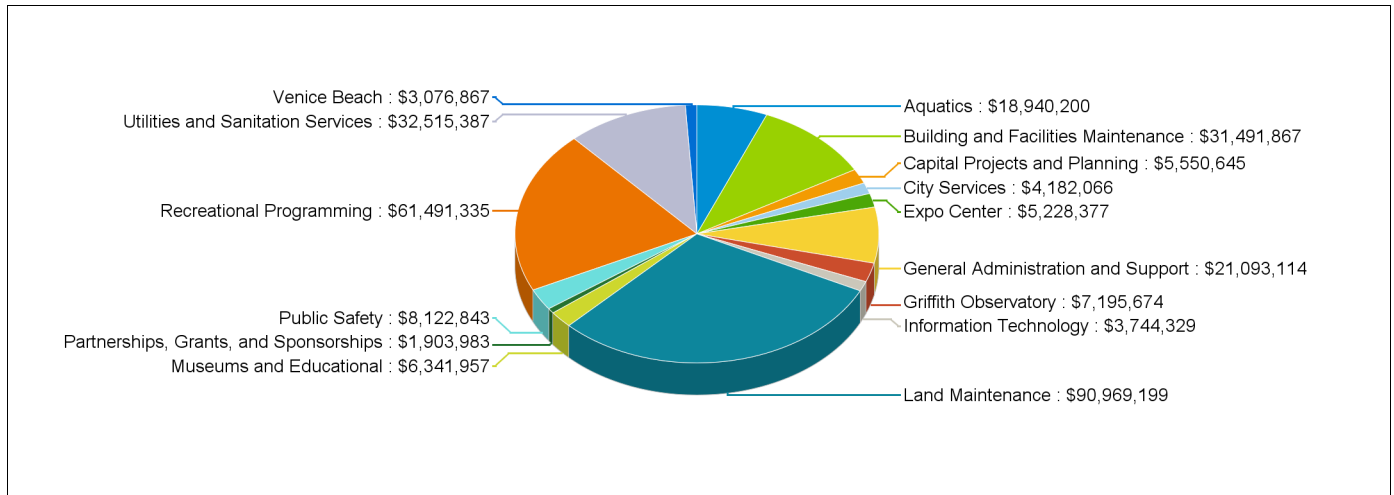
FIVE-YEAR POSITION AUTHORITY HISTORY



SUMMARY OF 2022-23 PROPOSED BUDGET CHANGES

	Total Budget		General Fund		Special Fund			
	Regular	Resolution	Regular	Resolution	Regular	Resolution		
2021-22 Adopted	\$298,727,300	1,398	203	-	-	\$298,727,300 100.0%	1,398	203
2022-23 Proposed	\$301,847,843	1,567	91	-	-	\$301,847,843 100.0%	1,567	91
Change from Prior Year	\$3,120,543	169	(112)	-	-	\$3,120,543	169	(112)

2022-23 FUNDING DISTRIBUTION BY PROGRAM



MAIN BUDGET ITEMS

	Funding	Positions
* Funding for Partially Funded Facilities	\$432,381	-
* New and Expanded Facilities	\$2,162,192	5
* Fire-Life-Safety Systems	\$450,000	-
* Bulky Item Illegal Dumping Crews	\$1,658,024	24
* Summer Play LA - Summer Camp	\$3,000,000	-
* Adaptive Program Expansion	\$124,075	-
* Continuation of services at ten Childcare Centers	-	-

Recapitulation of Changes

	Adopted Budget 2021-22	Total Budget Changes	Total Budget 2022-23
EXPENDITURES AND APPROPRIATIONS			
Salaries			
Salaries General	119,549,039	(2,495,355)	117,053,684
Salaries, As-Needed	44,154,842	3,247,846	47,402,688
Overtime General	1,764,595	-	1,764,595
Hiring Hall Salaries	982,246	-	982,246
Benefits Hiring Hall	344,236	-	344,236
Total Salaries	<u>166,794,958</u>	<u>752,491</u>	<u>167,547,449</u>
Expense			
Printing and Binding	485,517	-	485,517
Contractual Services	14,248,877	1,108,301	15,357,178
Field Equipment Expense	118,285	833	119,118
Maintenance Materials, Supplies and Services	10,641,775	337,157	10,978,932
Transportation	105,203	-	105,203
Utilities Expense Private Company	29,863,996	-	29,863,996
Uniforms	275,790	9,900	285,690
Animal Food/Feed and Grain	31,055	-	31,055
Camp Food	320,130	-	320,130
Office and Administrative	1,413,362	29,166	1,442,528
Operating Supplies	5,595,204	1,118,695	6,713,899
Leasing	103,004	-	103,004
Total Expense	<u>63,202,198</u>	<u>2,604,052</u>	<u>65,806,250</u>
Equipment			
Transportation Equipment	607,000	(607,000)	-
Other Operating Equipment	-	21,000	21,000
Total Equipment	<u>607,000</u>	<u>(586,000)</u>	<u>21,000</u>
Special			
Refuse Collection	2,330,490	350,000	2,680,490
Children's Play Equipment	1,067,250	-	1,067,250
General Fund Reimbursement	64,725,404	-	64,725,404
Total Special	<u>68,123,144</u>	<u>350,000</u>	<u>68,473,144</u>
Total Recreation and Parks	<u>298,727,300</u>	<u>3,120,543</u>	<u>301,847,843</u>

Recreation and Parks

Recapitulation of Changes

	Adopted Budget 2021-22	Total Budget Changes	Total Budget 2022-23
--	------------------------------	----------------------------	----------------------------

SOURCES OF FUNDS

Recreation and Parks Other Revenue	298,727,300	3,120,543	301,847,843
Total Funds	298,727,300	3,120,543	301,847,843
Percentage Change			1.04%
Positions	1,398	169	1,567

Changes Applicable to Various Programs

The following changes involve two or more budgetary programs. These changes are explained below and apportioned as single entries in the affected programs. Single-program changes are shown only in the programs involved.

Program Changes	Direct Cost	Positions	Total Cost
Changes in Salaries, Expense, Equipment, and Special			
Obligatory Changes			
1. 2021-22 Employee Compensation Adjustment Related costs consist of employee benefits. <i>SG: \$3,658,365</i> <i>Related Costs: \$1,234,698</i>	3,658,365	-	4,893,063
2. 2022-23 Employee Compensation Adjustment Related costs consist of employee benefits. <i>SG: \$2,281,505</i> <i>Related Costs: \$46,491</i>	2,281,505	-	2,327,996
3. Full Funding for Partially Financed Positions Related costs consist of employee benefits. <i>SG: \$400,000</i>	400,000	-	400,000
4. Salary Step and Turnover Effect Related costs consist of employee benefits. <i>SG: \$1,631,195</i> <i>Related Costs: \$550,528</i>	1,631,195	-	2,181,723

Program Changes	Direct Cost	Positions	Total Cost
Changes in Salaries, Expense, Equipment, and Special			
Deletion of One-Time Services			
<p>5. Deletion of Funding for Resolution Authorities</p> <p>Delete funding for 203 resolution authority positions. An additional 13 positions were approved during 2021-22. Resolution authorities are reviewed annually and continued only if sufficient funding is available to maintain the current service level. Related costs consist of employee benefits.</p> <p>161 positions are continued as regular positions: Maintenance of Museums and Educational Services (Eight positions) Maintenance of Griffith Observatory Services (Seven positions) Maintenance of Aquatics Services (Three positions) Maintenance of Building and Facilities Services (16 positions) Maintenance of Land Services (69 positions) Bulky Item Illegal Dumping Crews (21 positions) Maintenance of Capital Projects and Planning Services (Four positions) Maintenance of EXPO Center Services (Nine positions) Maintenance of Partnership Services (One position) Maintenance of Recreational Services (15 positions) Maintenance of Venice Beach Services (One position) Maintenance of Information Technology Services (One position) Maintenance of General Administration Services (Six positions)</p> <p>39 positions are continued as resolution positions: Aquatics Support (Five positions) Building and Facilities Services Support (18 positions) Land Maintenance Support (13 positions) Public Safety Support (One position) City Services Support (Two positions)</p> <p>Three vacant positions are not continued: Bulky Item Illegal Dumping Crews (Three positions)</p> <p>13 positions approved during 2021-22 are continued: Capital Projects and Planning Support (Six positions) Recreational Programming Support (Four positions) Human Resources Support (Two positions) Risk Management Support (One position)</p> <p><i>SG: (\$8,108,210)</i> <i>Related Costs: (\$5,593,341)</i></p>	(8,108,210)	-	(13,701,551)

Recreation and Parks

Program Changes	Direct Cost	Positions	Total Cost
Changes in Salaries, Expense, Equipment, and Special			
Deletion of One-Time Services			
6. Deletion of One-Time Salary Funding Delete one-time Salaries General funding. Related costs consist of employee benefits. <i>SG: (\$8,723,712)</i> <i>Related Costs: (\$969,299)</i>	(8,723,712)	-	(9,693,011)
7. Deletion of One-Time Equipment Funding Delete one-time funding for equipment purchases. <i>EQ: (\$607,000)</i>	(607,000)	-	(607,000)
8. Deletion of One-Time Expense Funding Delete one-time expense funding. <i>EX: (\$275,948)</i>	(275,948)	-	(275,948)
Continuation of Services			
9. Funding for Partially Funded Facilities Add funding in the Salaries, As-Needed Account to provide full-year funding for aquatics, land maintenance, and recreational programming for facilities that were partially financed in 2021-2022. The funding for the expense accounts for these facilities was provided in 2021-22. <i>SAN: \$432,381</i>	432,381	-	432,381
Increased Services			
10. New and Expanded Facilities Add funding and regular authority for five positions consisting of four Aquatic Facility Manager Is and one Senior Recreation Director to support various new and expanded facilities based on the scheduled opening dates. Increase funding in the Salaries, As-Needed (\$1,015,465), Contractual Services (\$598,081), Field Equipment Expense (\$833), Maintenance Materials, Supplies and Services (\$221,357), Uniforms (\$9,900), Office and Administrative (\$19,666), and Operating Supplies (\$24,643) accounts. Add one-time funding in the Maintenance Materials, Supplies and Services (\$15,800), Office and Administrative (\$9,500), Operating Supplies (\$147,000), and Other Operating Equipment (\$21,000) accounts. Related costs consist of employee benefits. <i>SG: \$78,947 SAN: \$1,015,465 EX: \$1,046,780</i> <i>EQ: \$21,000</i> <i>Related Costs: \$98,707</i>	2,162,192	5	2,260,899
Efficiencies to Services			
11. Salary Savings Rate Adjustment Increase the Department's salary savings rate by five percent, from 0.5 percent to 5.5 percent to reflect anticipated levels of attrition and vacancies. Related costs consist of employee benefits. <i>SG: (\$5,454,456)</i>	(5,454,456)	-	(5,454,456)

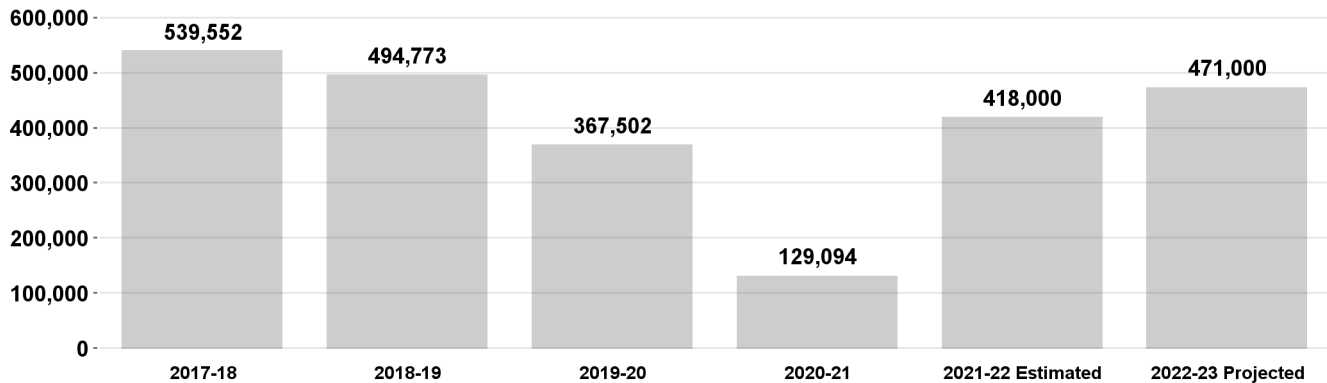
Program Changes	Direct Cost	Positions	Total Cost
Changes in Salaries, Expense, Equipment, and Special			
Efficiencies to Services			
12. One-Time Salary Reduction Reduce funding in the Salaries General Account on a one-time basis to reflect savings generated by positions filled in-lieu, maintaining vacancies, and anticipated attrition. Related costs consist of employee benefits. <i>SG: (\$6,000,000)</i> <i>Related Costs: (\$2,088,600)</i>	(6,000,000)	-	(8,088,600)
Other Changes or Adjustments			
13. Position Reallocations Reallocate one Administrative Clerk to one Senior Administrative Clerk, one Senior Civil Engineer to one Principal Civil Engineer, two Senior Administrative Clerks to two Secretaries, and one Secretary to one Executive Administrative Assistant II to reflect reallocations approved by the Board of Civil Service Commissioners in 2016-17, 2017-18, and 2018-19. The salary cost difference will be absorbed by the Department.	-	-	-
14. Position Realignment Transfer one position and funding between budgetary programs to reflect the Department’s current organizational structure. There will be no change to the level of services provided nor to the overall funding provided to the Department.	-	-	-
TOTAL CHANGES APPLICABLE TO VARIOUS PROGRAMS	(18,603,688)	5	

Museums and Educational

Priority Outcome: Create a more livable and sustainable city

This program provides historic and education-based services through museum facilities and exhibits. It promotes awareness of City history, historical knowledge, and environmental and cultural stewardship as well as the conservation of marine life and the preservation of historical artifacts.

Number of Annual Museum Visitors (Excluding Griffith Observatory)



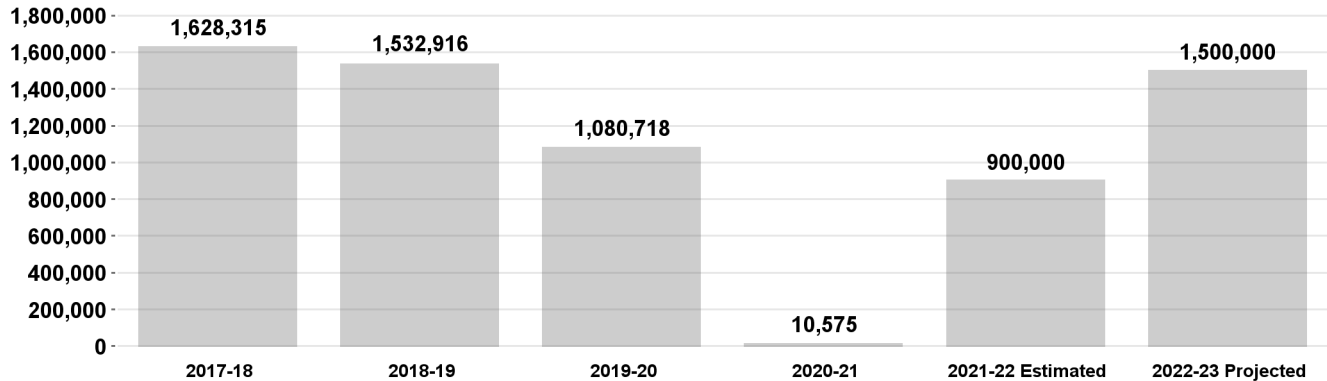
Program Changes	Direct Cost	Positions	Total Cost
Changes in Salaries, Expense, Equipment, and Special			
Apportionment of Changes Applicable to Various Programs	(412,318)	-	(412,318)
Related costs consist of employee benefits. SG: (\$412,318)			
Continuation of Services			
15. Maintenance of Museums and Educational Services	592,662	8	912,928
Continue funding and add regular authority for eight positions consisting of three Senior Administrative Clerks, one Photographer I, one Park Services Attendant II, one Recreation Coordinator, one Aquarium Educator II, and one Management Analyst to provide museums and educational services. Related costs consist of employee benefits. SG: \$592,662 Related Costs: \$320,266			
TOTAL Museums and Educational	180,344	8	
2021-22 Program Budget	6,161,613	36	
Changes in Salaries, Expense, Equipment, and Special	180,344	8	
2022-23 PROGRAM BUDGET	6,341,957	44	

Griffith Observatory

Priority Outcome: Create a more livable and sustainable city

This program provides residents and visitors with observational, inspirational, and educational experiences through state-of-the-art planetarium shows, unique interactive exhibits, cutting-edge school programs, innovative public programs and events, and breathtaking vistas and historical architectures.

Number of Griffith Observatory Visitors



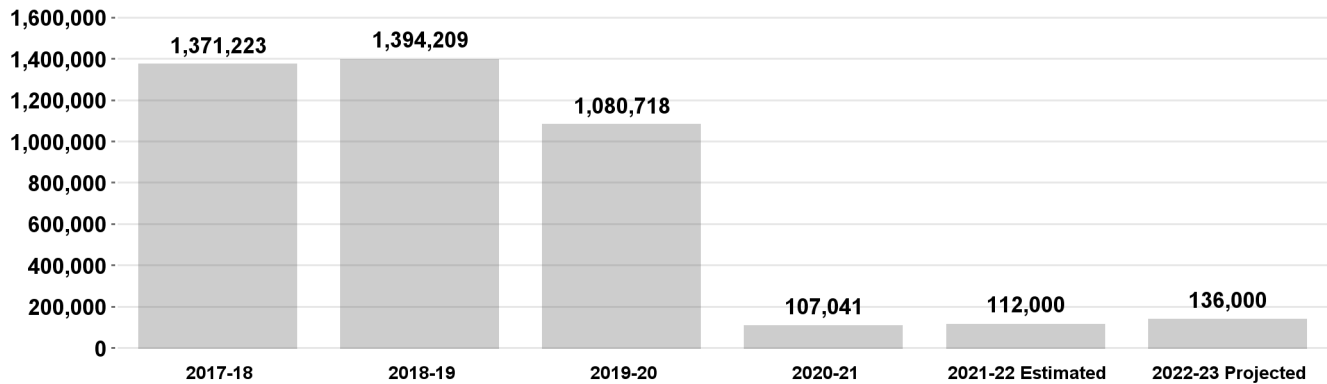
Program Changes	Direct Cost	Positions	Total Cost
Changes in Salaries, Expense, Equipment, and Special			
Apportionment of Changes Applicable to Various Programs	(162,246)	-	(162,246)
Related costs consist of employee benefits. SG: (\$162,246)			
Continuation of Services			
16. Maintenance of Griffith Observatory Services	695,540	7	1,037,372
Continue funding and add regular authority for seven positions consisting of one Astronomical Observer, one Graphics Designer III, one Park Services Supervisor, one Carpenter, two Electricians, and one Curator of Griffith Observatory to provide educational services at the Griffith Observatory. Related costs consist of employee benefits. SG: \$695,540 Related Costs: \$341,832			
TOTAL Griffith Observatory	533,294	7	
2021-22 Program Budget	6,662,380	16	
Changes in Salaries, Expense, Equipment, and Special	533,294	7	
2022-23 PROGRAM BUDGET	7,195,674	23	

Aquatics

Priority Outcome: Create a more livable and sustainable city

This program provides recreation-based aquatic programs and activities at public swimming pools and open water facilities throughout the City, including lifeguard services and pool maintenance and operations.

Total Recreational Swim Attendance



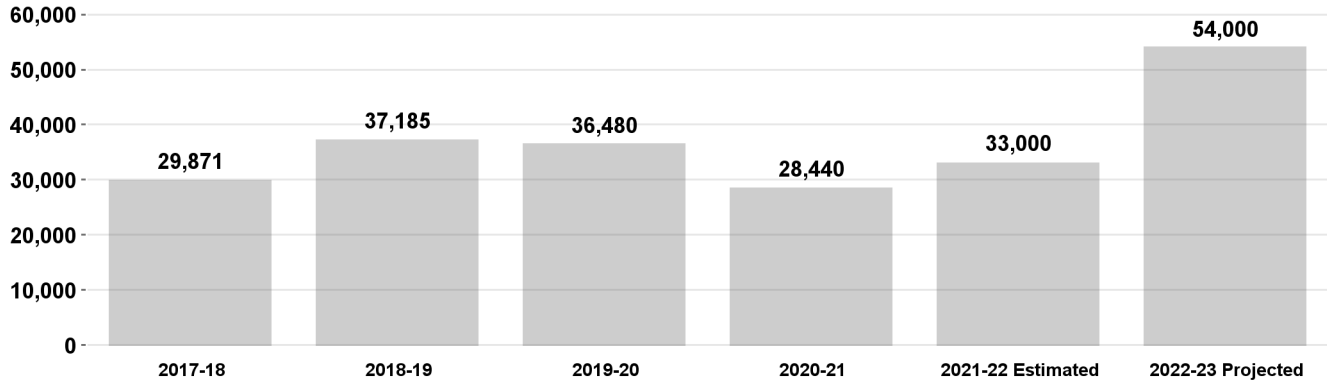
Program Changes	Direct Cost	Positions	Total Cost
Changes in Salaries, Expense, Equipment, and Special			
Apportionment of Changes Applicable to Various Programs	(870,656)	4	(791,779)
Related costs consist of employee benefits. SG: (\$1,095,800) SAN: \$165,777 EX: \$59,367 Related Costs: \$78,877			
Continuation of Services			
17. Maintenance of Aquatics Services	268,799	3	405,103
Continue funding and add regular authority for three positions consisting of one Aquatic Facility Manager II, one Machinist, and one Mechanical Repairer to support aquatic programs and activities. Related costs consist of employee benefits. SG: \$268,799 Related Costs: \$136,304			
18. Aquatics Support	424,977	-	644,136
Continue funding and resolution authority for five positions consisting of one Superintendent of Recreation and Parks Operations, one Aquatic Director, one Aquatic Facility Manager I, one Aquatic Facility Manager II, and one Aquatic Facility Manager III to provide oversight of aquatic programs and operations. Related costs consist of employee benefits. SG: \$424,977 Related Costs: \$219,159			
TOTAL Aquatics	(176,880)	7	
2021-22 Program Budget	19,117,080	54	
Changes in Salaries, Expense, Equipment, and Special	(176,880)	7	
2022-23 PROGRAM BUDGET	18,940,200	61	

Building and Facilities Maintenance

Priority Outcome: Create a more livable and sustainable city

This program provides construction and maintenance services to park buildings and facilities.

Maintenance Job Orders Completed



Program Changes	Direct Cost	Positions	Total Cost
Changes in Salaries, Expense, Equipment, and Special			
Apportionment of Changes Applicable to Various Programs	(3,800,320)	-	(3,800,320)
Related costs consist of employee benefits. SG: (\$4,001,153) EX: \$200,833			
Continuation of Services			
19. Maintenance of Building and Facilities Services	1,393,526	16	2,106,532
Continue funding and add regular authority for 16 positions consisting of two Maintenance and Construction Helpers, two Gardener Caretakers, two Carpenters, one Cement Finisher Worker, one Painter, one Painter Supervisor, one Plumber, one Plumber Supervisor, one Senior Roofer, two Equipment Operators, one Upholsterer, and one Air Conditioning Mechanic to provide construction and maintenance services. Related costs consist of employee benefits. SG: \$1,393,526 Related Costs: \$713,006			
20. Building and Facilities Services Support	1,649,503	-	2,480,105
Continue funding and resolution authority for 18 positions consisting of one Building Construction and Maintenance Superintendent, two Carpenters, one Construction and Maintenance Superintendent, one Electrician, one Electrician Supervisor, one Locksmith, two Mechanical Repairers, four Painters, two Senior Administrative Clerks, one Senior Carpenter, one Building Repairer II, and one Construction and Maintenance Supervisor II to support the Fire Life Safety program and pool reopening and operations and to provide preventive maintenance. Related costs consist of employee benefits. SG: \$1,649,503 Related Costs: \$830,602			

Building and Facilities Maintenance

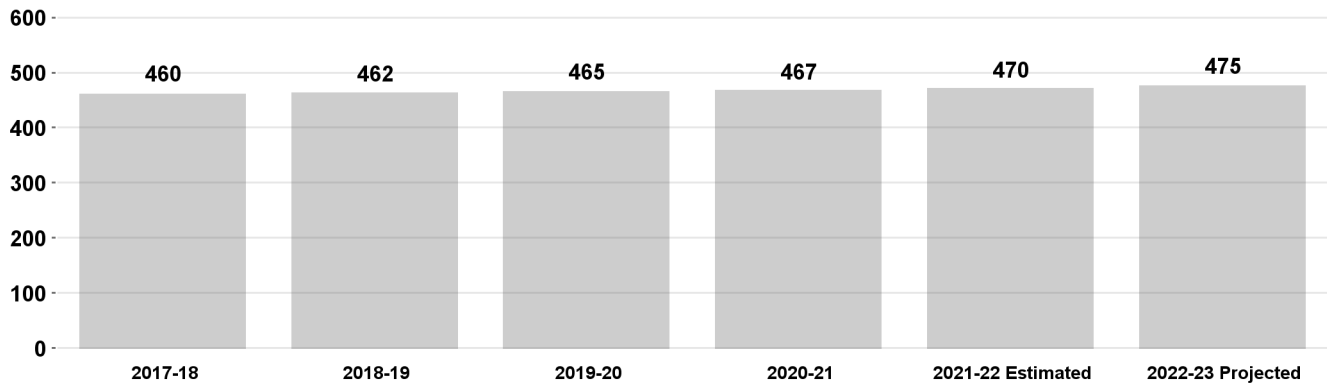
Program Changes	Direct Cost	Positions	Total Cost
Changes in Salaries, Expense, Equipment, and Special			
Increased Services			
21. Fire-Life-Safety Systems	450,000	-	450,000
Increase funding in the Contractual Services (\$350,000) and Maintenance Materials, Supplies and Services (\$100,000) accounts to install and repair fire-life safety systems to comply with the Los Angeles Fire Department regulations. <i>EX: \$450,000</i>			
TOTAL Building and Facilities Maintenance	(307,291)	16	
2021-22 Program Budget	31,799,158	144	
Changes in Salaries, Expense, Equipment, and Special	(307,291)	16	
2022-23 PROGRAM BUDGET	31,491,867	160	

Land Maintenance

Priority Outcome: Create a more livable and sustainable city

This program provides general upkeep, cleanliness, and maintenance of park grounds and facilities, including public restrooms.

Number of Parks Maintained



Program Changes	Direct Cost	Positions	Total Cost
Changes in Salaries, Expense, Equipment, and Special			
Apportionment of Changes Applicable to Various Programs	(8,590,337)	-	(8,590,337)
Related costs consist of employee benefits.			
SG: (\$9,342,528) SAN: \$564,227 EX: \$166,964			
EQ: \$21,000			
Continuation of Services			
22. Maintenance of Land Services	4,534,945	69	7,096,464
Continue funding and add regular authority for 69 positions consisting of two Tree Surgeon Supervisor Is, 39 Gardener Caretakers, 11 Senior Gardeners, four Park Maintenance Supervisors, one Principal Grounds Maintenance Supervisor II, eight Light Equipment Operators, one Equipment Operator, and three Irrigation Specialists to maintain park grounds and facilities. Related costs consist of employee benefits.			
SG: \$4,534,945			
Related Costs: \$2,561,519			
23. Bulky Item Illegal Dumping Crews	1,658,024	24	2,549,527
Continue funding and add regular authority for 21 positions consisting of three Equipment Operators, 12 Gardener Caretakers, and six Security Officers. Add funding and regular authority for three Park Maintenance Supervisors for three Bulky Item Illegal Dumping (BIID) clean crews. Three vacant Park Rangers are not continued. Related costs consist of employee benefits.			
SG: \$1,658,024			
Related Costs: \$891,503			

Land Maintenance

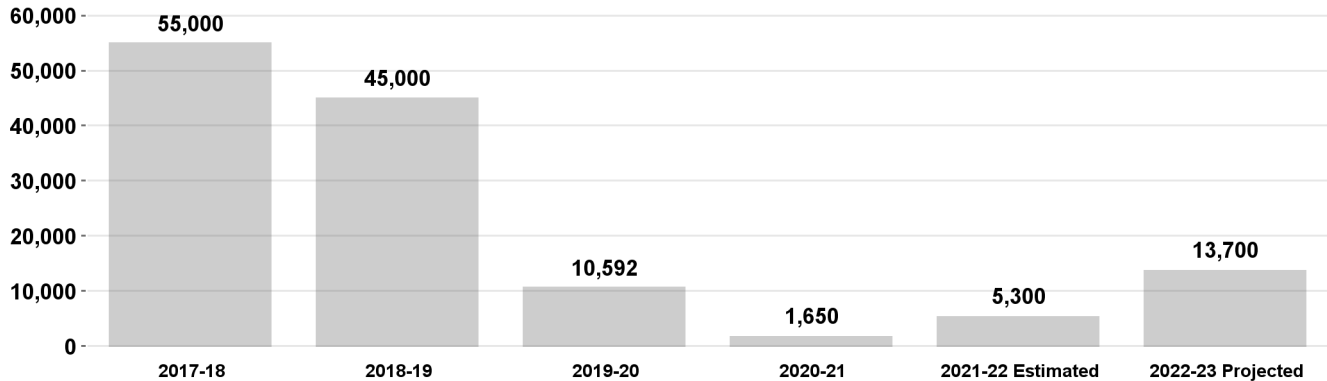
Program Changes	Direct Cost	Positions	Total Cost
Changes in Salaries, Expense, Equipment, and Special			
Continuation of Services			
24. Land Maintenance Support Continue funding and resolution authority for 13 positions consisting of two Park Maintenance Supervisors, three Principal Grounds Maintenance Supervisor Is, one Senior Administrative Clerk, five Senior Gardeners, and two Senior Park Maintenance Supervisors for the management of lakes, public building landscaping, emergency management, homeless issues, and special projects. Related costs consist of employee benefits. SG: \$998,395 Related Costs: \$532,726	998,395	-	1,531,121
Other Changes or Adjustments			
25. Bulky Item Illegal Dumping Clean Crews Add funding and regular authority for two Park Maintenance Supervisors to meet the Department's operational needs for Bulky Item Illegal Dumping clean crew. Delete funding and regular authority for two Park Rangers.	-	-	-
TOTAL Land Maintenance	(1,398,973)	93	
2021-22 Program Budget	92,368,172	570	
Changes in Salaries, Expense, Equipment, and Special	(1,398,973)	93	
2022-23 PROGRAM BUDGET	90,969,199	663	

Capital Projects and Planning

Priority Outcome: Create a more livable and sustainable city

This program provides technical services to the Department including: property management, capital improvement administration, engineering, architectural, and environmental compliance. It also coordinates construction and maintenance projects and conducts long-range planning of park property and facilities.

Additional Residents Served by Park within Walking Distance



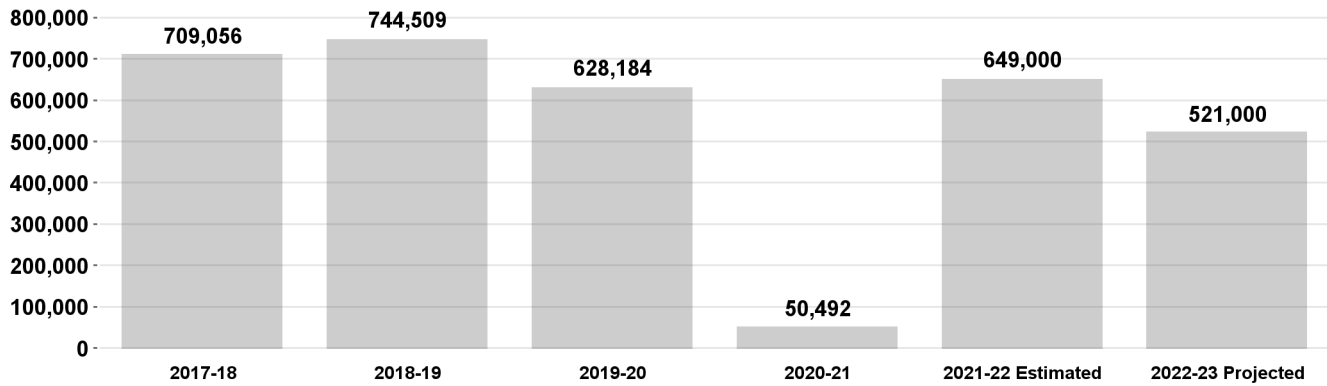
Program Changes	Direct Cost	Positions	Total Cost
Changes in Salaries, Expense, Equipment, and Special			
Apportionment of Changes Applicable to Various Programs	(101,161)	-	(101,161)
Related costs consist of employee benefits. SG: (\$101,161)			
Continuation of Services			
26. Maintenance of Capital Projects and Planning Services	543,873	4	790,175
Continue funding and add regular authority for four positions consisting of one Civil Engineer, one Architect, one Structural Engineering Associate IV, and one Senior Management Analyst II to provide capital related technical services. Related costs consist of employee benefits. SG: \$543,873 Related Costs: \$246,302			
27. Capital Projects and Planning Support	535,624	-	807,545
Add funding and continue resolution authority for six positions consisting of one Electrical Engineering Associate II, two Architectural Associate Is, two Landscape Architectural Associate Is, and one Civil Engineering Associate II to implement new park acquisitions, park repair and renovations projects, and park capital improvement projects. These positions were approved during 2021-22 (C.F. 21-0600-S102). Related costs consist of employee benefits. SG: \$535,624 Related Costs: \$271,921			
TOTAL Capital Projects and Planning	978,336	4	
2021-22 Program Budget	4,572,309	22	
Changes in Salaries, Expense, Equipment, and Special	978,336	4	
2022-23 PROGRAM BUDGET	5,550,645	26	

Expo Center

Priority Outcome: Create a more livable and sustainable city

This program provides recreational, educational, and cultural programs and services in and around South Los Angeles.

Number of EXPO Center Visitors



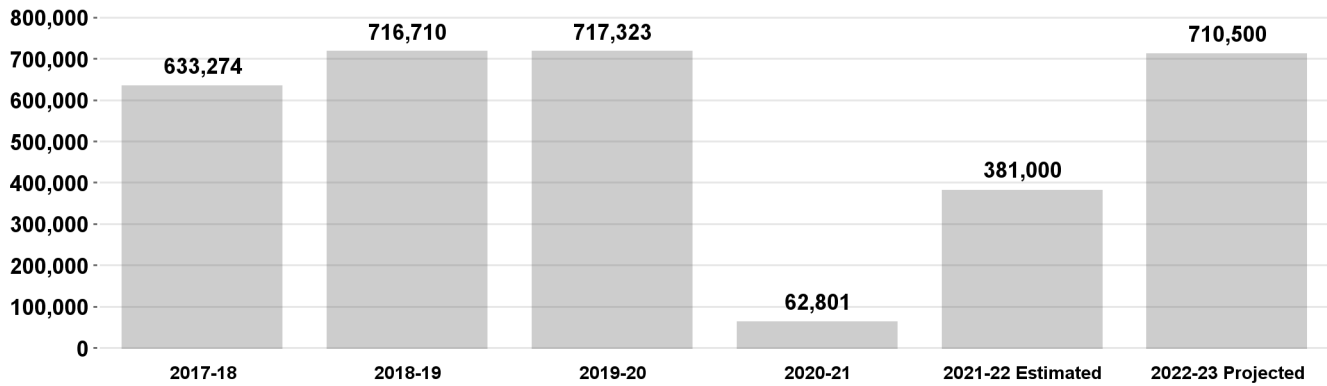
Program Changes	Direct Cost	Positions	Total Cost
Changes in Salaries, Expense, Equipment, and Special			
Apportionment of Changes Applicable to Various Programs	13,241	-	13,241
Related costs consist of employee benefits. SG: \$13,241			
Continuation of Services			
28. Maintenance of EXPO Center Services	765,090	9	1,159,623
Continue funding and add regular authority for nine positions consisting of two Recreation Facility Directors, one Senior Recreation Director, one Recreation Supervisor, one Principal Recreation Supervisor II, three Recreation Coordinators, and one Child Care Associate II to support recreational and educational programs and services. Related costs consist of employee benefits. SG: \$765,090 Related Costs: \$394,533			
TOTAL Expo Center	778,331	9	
2021-22 Program Budget	4,450,046	22	
Changes in Salaries, Expense, Equipment, and Special	778,331	9	
2022-23 PROGRAM BUDGET	5,228,377	31	

Partnerships, Grants, and Sponsorships

Priority Outcome: Create a more livable and sustainable city

This program provides enhanced and expanded recreational programs, environmental stewardship, and improvements to park facilities through partnerships with private entities, sponsorships, donations, and grants.

Number of Participants from Collaborations



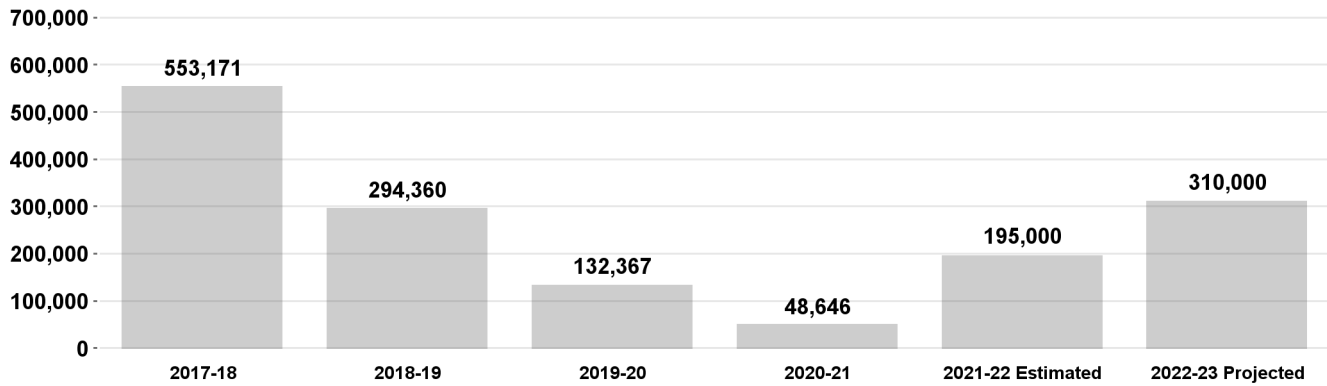
Program Changes	Direct Cost	Positions	Total Cost
Changes in Salaries, Expense, Equipment, and Special			
Apportionment of Changes Applicable to Various Programs	(4,579)	-	(4,579)
Related costs consist of employee benefits. SG: (\$4,579)			
Continuation of Services			
29. Maintenance of Partnership Services	162,558	1	233,389
Continue funding and add regular authority for one Senior Management Analyst II to provide recreational programs through partnerships. Related costs consist of employee benefits. SG: \$162,558 Related Costs: \$70,831			
TOTAL Partnerships, Grants, and Sponsorships	157,979	1	
2021-22 Program Budget	1,746,004	9	
Changes in Salaries, Expense, Equipment, and Special	157,979	1	
2022-23 PROGRAM BUDGET	1,903,983	10	

Recreational Programming

Priority Outcome: Create a more livable and sustainable city

This program provides recreational activities, cultural activities, sports program activities, youth and senior activities, and community events.

Number of Youth and Adult Sports Program Registrations



Program Changes	Direct Cost	Positions	Total Cost
Changes in Salaries, Expense, Equipment, and Special			
Apportionment of Changes Applicable to Various Programs	(2,344,999)	-	(2,369,425)
Related costs consist of employee benefits.			
SG: (\$3,182,457) SAN: \$717,842 EX: \$119,616			
Related Costs: (\$24,426)			
Continuation of Services			
30. Maintenance of Recreational Services	1,367,781	15	2,057,581
Continue funding and add regular authority for 15 positions consisting of five Recreation Facility Directors, seven Senior Recreation Directors, two Recreation Supervisor, and one Cook II to provide recreational programming. Related costs consist of employee benefits.			
SG: \$1,367,781			
Related Costs: \$689,800			
31. Recreational Programming Support	297,348	-	457,835
Add funding and continue resolution authority for four positions consisting of one Senior Recreation Director, one Recreation Facility Director, and two Recreation Coordinators to provide increased programming and supervision for recreational programming. These positions were approved during 2021-22 (C.F. 21-0600-S75). Related costs consist of employee benefits.			
SG: \$297,348			
Related Costs: \$160,487			

Recreational Programming

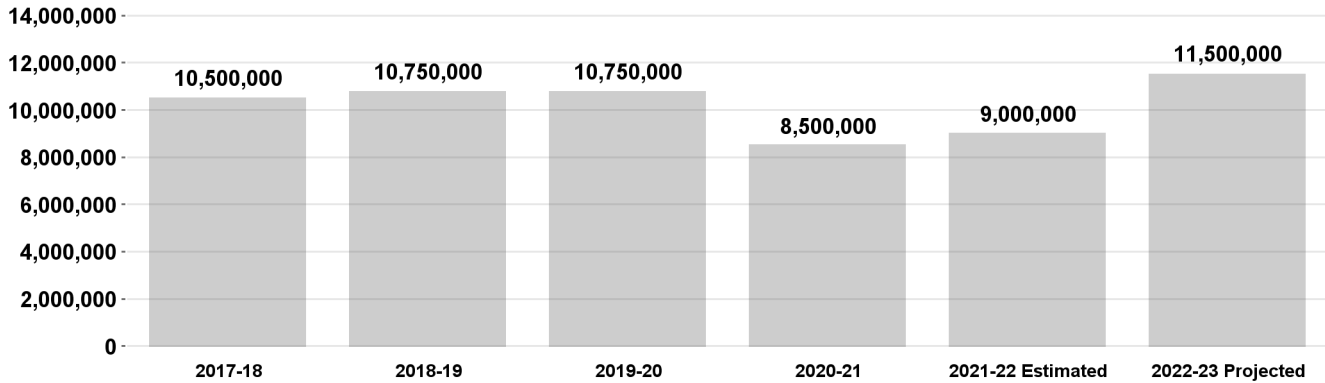
Program Changes	Direct Cost	Positions	Total Cost
Changes in Salaries, Expense, Equipment, and Special			
Increased Services			
32. Summer Play LA - Summer Camp Add funding in the Salaries, As-Needed (\$1,800,000) and Operating Supplies (\$1,200,000) accounts to provide subsidized summer camp programs for 72 recreation centers, serving communities of low socioeconomic backgrounds, for nine weeks during the Los Angeles Unified School District summer break. <i>SAN: \$1,800,000 EX: \$1,200,000</i>	3,000,000	-	3,000,000
33. Adaptive Program Expansion Add six-months funding and resolution authority for three positions consisting of one Senior Recreation Director, one Recreation Facility Director, and one Recreation Coordinator to expand adaptive programming and establish administrative support for Youth Sports Partnership Agreement with LA2028. Related costs consist of employee benefits. <i>SG: \$124,075</i> <i>Related Costs: \$85,926</i>	124,075	-	210,001
TOTAL Recreational Programming	2,444,205	15	
2021-22 Program Budget	59,047,130	341	
Changes in Salaries, Expense, Equipment, and Special	2,444,205	15	
2022-23 PROGRAM BUDGET	61,491,335	356	

Venice Beach

Priority Outcome: Create a more livable and sustainable city

This program provides recreational programming and maintenance services at the Venice Beach Boardwalk, Venice Skate Park, Muscle Beach, the Venice Recreation Center, and basketball and tennis courts in the area.

Number of Annual Visitors



Program Changes	Direct Cost	Positions	Total Cost
Changes in Salaries, Expense, Equipment, and Special			
Apportionment of Changes Applicable to Various Programs	(52,487)	1	(8,231)
Related costs consist of employee benefits.			
SG: (\$52,487)			
Related Costs: \$44,256			
Continuation of Services			
34. Maintenance of Venice Beach Services	172,869	1	247,290
Continue funding and add regular authority for one Superintendent of Recreation and Parks Operations to manage recreational programming and maintenance services at the Venice Beach. Related costs consist of employee benefits.			
SG: \$172,869			
Related Costs: \$74,421			
TOTAL Venice Beach	120,382	2	
2021-22 Program Budget	2,956,485	16	
Changes in Salaries, Expense, Equipment, and Special	120,382	2	
2022-23 PROGRAM BUDGET	3,076,867	18	

Utilities and Sanitation Services

Priority Outcome: Create a more livable and sustainable city
 This program provides water, electricity, and refuse collection services for park grounds and facilities (including public restrooms).

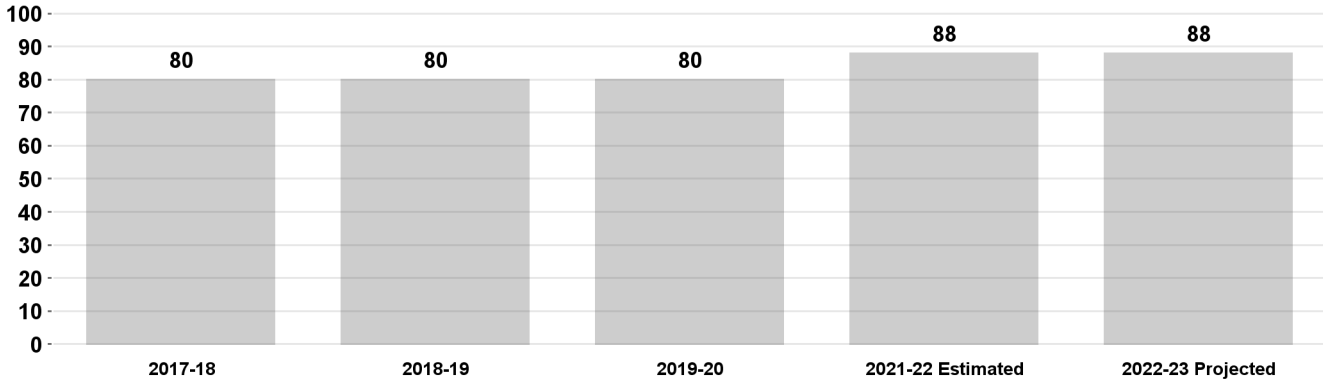
Program Changes	Direct Cost	Positions	Total Cost
Changes in Salaries, Expense, Equipment, and Special			
Increased Services			
35. Sanitation Cost Increase	350,000	-	350,000
Increase funding to the Refuse Collection Account to address the additional rate increase and an increase of collection services demand at high-need sites. <i>SP: \$350,000</i>			
TOTAL Utilities and Sanitation Services	350,000	-	
2021-22 Program Budget	32,165,387	-	
Changes in Salaries, Expense, Equipment, and Special	350,000	-	
2022-23 PROGRAM BUDGET	32,515,387	-	

Public Safety

Priority Outcome: Create a more livable and sustainable city

This program consists of Park Ranger services. Park Rangers support the Department's recreation and community service mission by providing law enforcement, public education, resource protection, and visitor services on park property.

Percent of Visitors Feeling 'Safe' or 'Very Safe'



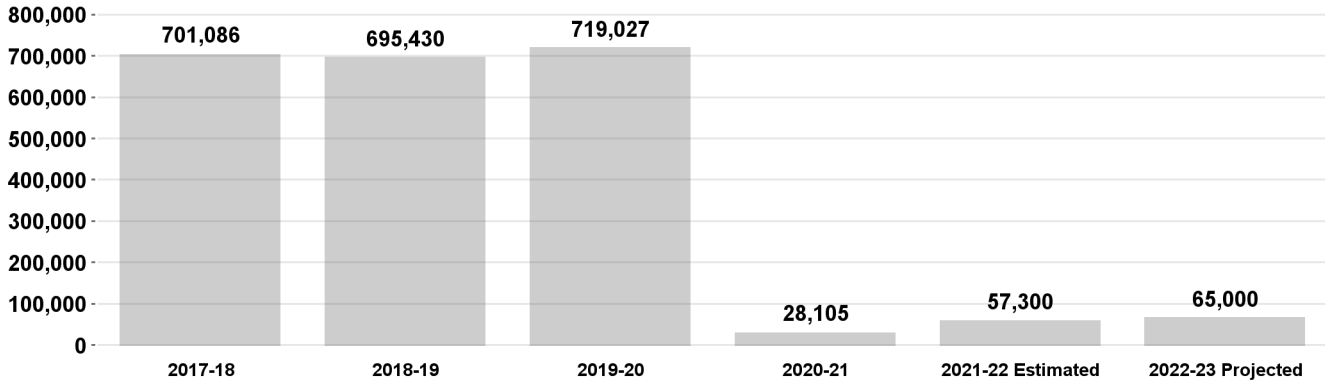
Program Changes	Direct Cost	Positions	Total Cost
Changes in Salaries, Expense, Equipment, and Special			
Apportionment of Changes Applicable to Various Programs	(279,441)	-	(279,441)
Related costs consist of employee benefits. SG: (\$256,441) EX: (\$23,000)			
Continuation of Services			
36. Public Safety Support	90,396	-	136,108
Continue funding and resolution authority for one Senior Park Ranger I to provide law enforcement and public education services. Related costs consist of employee benefits. SG: \$90,396 Related Costs: \$45,712			
Increased Services			
37. Security Camera Maintenance and Repair	183,220	-	183,220
Add funding in the Contractual Services Account to perform quarterly maintenance of the Department's security camera systems at 12 additional facilities and to repair the existing security camera systems. EX: \$183,220			
TOTAL Public Safety	(5,825)	-	
2021-22 Program Budget	8,128,668	55	
Changes in Salaries, Expense, Equipment, and Special	(5,825)	-	
2022-23 PROGRAM BUDGET	8,122,843	55	

City Services

Priority Outcome: Create a more livable and sustainable city

This program provides support for citywide services including recreation programming, childcare, emergency preparedness services, and maintenance at facilities not owned by the Department.

Number of Summer Night Lights Participants



Program Changes	Direct Cost	Positions	Total Cost
Changes in Salaries, Expense, Equipment, and Special			
Apportionment of Changes Applicable to Various Programs	(291,380)	-	(5,884,721)
Related costs consist of employee benefits.			
SG: (\$291,380)			
Related Costs: (\$5,593,341)			
Continuation of Services			
38. Continuation of services at ten Childcare Centers	-	-	-
Add resolution authority for 36 positions consisting of one Administrative Clerk, 21 Child Care Associate Is, 11 Child Care Center Director Is, one Child Care Program Manager, one Management Analyst, and one Senior Management Analyst I for the operation of ten childcare centers. Funding will be provided through interim appropriations from the Department of Recreation and Parks Special Accounts.			
39. City Services Support	139,055	-	215,950
Continue funding and resolution authority for two positions consisting of one Administrative Clerk and one Emergency Management Coordinator I to support the emergency management and homeless related services. Related costs consist of employee benefits.			
SG: \$139,055			
Related Costs: \$76,895			
TOTAL City Services	(152,325)	-	
2021-22 Program Budget	4,334,391	10	
Changes in Salaries, Expense, Equipment, and Special	(152,325)	-	
2022-23 PROGRAM BUDGET	4,182,066	10	

Information Technology

This program provides administrative and professional services, as well as technical expertise, to align and deliver information technology resources to the Department.

Program Changes	Direct Cost	Positions	Total Cost
Changes in Salaries, Expense, Equipment, and Special			
Apportionment of Changes Applicable to Various Programs Related costs consist of employee benefits. SG: (\$82,699)	(82,699)	-	(82,699)
Continuation of Services			
40. Maintenance of Information Technology Services Continue funding and add regular authority for one Senior Systems Analyst I to provide information technology services. Related costs consist of employee benefits. SG: \$108,490 Related Costs: \$52,010	108,490	1	160,500
TOTAL Information Technology	25,791	1	
2021-22 Program Budget	3,718,538	18	
Changes in Salaries, Expense, Equipment, and Special	25,791	1	
2022-23 PROGRAM BUDGET	3,744,329	19	

General Administration and Support

This program manages Department-wide activities including: policy formulation; administrative decision making; finance and administration; human resources; and public information functions.

Program Changes	Direct Cost	Positions	Total Cost
Changes in Salaries, Expense, Equipment, and Special			
Apportionment of Changes Applicable to Various Programs	(1,624,306)	-	(2,850,488)
Related costs consist of employee benefits.			
<i>SG: (\$1,264,358) EX: \$247,052 EQ: (\$607,000)</i>			
<i>Related Costs: (\$1,226,182)</i>			
Continuation of Services			
41. Human Resources Support	172,365	-	260,855
Add funding and continue resolution authority for two positions consisting of one Senior Personnel Analyst II and one Senior Administrative Clerk to provide human resources support to expedite the hiring process. These positions were approved during 2021-22 (C.F. 21-0600-S75) Related costs consist of employee benefits.			
<i>SG: \$172,365</i>			
<i>Related Costs: \$88,490</i>			
42. Maintenance of General Administration Services	949,816	6	1,365,917
Continue funding and add regular authority for six positions consisting of one Principal Accountant II, one Superintendent of Recreation and Parks Operations, one Senior Personnel Analyst I, two Assistant General Manager Recreation and Parks, and one Commission Executive Assistant I to provide general administration and support services. Related costs consist of employee benefits.			
<i>SG: \$949,816</i>			
<i>Related Costs: \$416,101</i>			
43. Risk Management Support	95,300	-	142,719
Add funding and continue resolution authority for one Management Analyst to provide risk management support. This position was approved during 2021-22 (C.F. 21-0600-S75). Related costs consist of employee benefits.			
<i>SG: \$95,300</i>			
<i>Related Costs: \$47,419</i>			
TOTAL General Administration and Support	(406,825)	6	
2021-22 Program Budget	21,499,939	85	
Changes in Salaries, Expense, Equipment, and Special	(406,825)	6	
2022-23 PROGRAM BUDGET	21,093,114	91	

**RECREATION AND PARKS
DETAIL OF CONTRACTUAL SERVICES ACCOUNT**

2020-21 Actual Expenditures	2021-22 Adopted Budget	2021-22 Estimated Expenditures	Program/Code/Description	2022-23 Contract Amount
Museums and Educational - DC8801				
\$ 3,480	\$ 5,260	\$ 5,000	1. Banning Museum alarm system.....	\$ 5,260
-	5,600	6,000	2. Cabrillo Marine Aquarium computer repair contract.....	5,600
28,247	14,740	15,000	3. Cabrillo Marine Aquarium design and exhibit services	14,740
-	2,000	2,000	4. Cabrillo Marine Aquarium ice machine rental.....	2,000
-	14,800	15,000	5. Cabrillo Marine Aquarium illustrator services.....	14,800
-	7,200	7,000	6. Cabrillo Marine Aquarium photocopier rental.....	7,200
-	7,000	7,000	7. Cabrillo Marine Aquarium veterinary services contract.....	7,000
3,249	9,260	10,000	8. Maritime Museum alarm system.....	9,260
972	5,240	5,000	9. Point Fermin Lighthouse conservation specialist services.....	5,240
-	5,446	5,000	10. Travel Town advertising.....	5,446
<u>\$ 35,948</u>	<u>\$ 76,546</u>	<u>\$ 77,000</u>	Museums and Educational Total	<u>\$ 76,546</u>
Griffith Observatory - DC8802				
\$ 266,308	\$ 335,500	\$ 335,000	11. Audio services, building security, graphic arts, and rental modular building	\$ 335,500
-	2,000	2,000	12. Projection and computer system maintenance	2,000
8,655	20,673	21,000	13. Observatory maintenance	20,673
<u>\$ 274,963</u>	<u>\$ 358,173</u>	<u>\$ 358,000</u>	Griffith Observatory Total	<u>\$ 358,173</u>
Aquatics - DC8807				
\$ -	\$ 45,000	\$ 45,000	14. Pool and bathhouse security	\$ 45,000
<u>\$ -</u>	<u>\$ 45,000</u>	<u>\$ 45,000</u>	Aquatics Total	<u>\$ 45,000</u>
Building and Facilities Maintenance - DC8809				
\$ 115,018	\$ 45,548	\$ 46,000	15. Emergency lighting regulation compliance	\$ 45,548
1,155,943	623,656	623,000	16. Facility and landscape services	675,488
125,418	426,000	426,000	17. Gym floor maintenance	426,000
107,824	134,453	135,000	18. Roofing services.....	134,453
571,891	1,060,000	1,060,000	19. Alarm / Fire Regulation 4	1,410,000
<u>\$ 2,076,094</u>	<u>\$ 2,289,657</u>	<u>\$ 2,290,000</u>	Building and Facilities Maintenance Total	<u>\$ 2,691,489</u>
Land Maintenance - DC8810				
\$ 430,454	\$ 27,641	\$ 28,000	20. Chemical toilets	\$ 27,641
462,362	316,800	317,000	21. Department equipment analysis	316,800
-	128,133	128,000	22. Floor services	128,133
2,734	27,286	27,000	23. Pest control	27,286
2,424,344	2,832,794	2,833,000	24. Brush clearance services	2,832,794
-	4,167	4,000	25. Equipment repair	4,167
167,941	167,462	167,000	26. Fencing	208,461
112,515	451,000	451,000	27. Harbor Regional Park vegetation management services	451,000
758,127	477,434	477,000	28. Safety and maintenance	477,434
376,587	414,792	415,000	29. Synthetic field maintenance	414,792
79,779	186,320	186,000	30. Tree trimming services	186,320
9,030	353,510	354,000	31. Utility costs and maintenance for joint use agreements with LAUSD.....	353,510
<u>\$ 4,823,873</u>	<u>\$ 5,387,339</u>	<u>\$ 5,387,000</u>	Land Maintenance Total	<u>\$ 5,428,338</u>
Capital Projects and Planning - DC8811				
\$ -	\$ 24,500	\$ 25,000	32. Environmental regulatory fees	\$ 24,500
117,625	45,000	45,000	33. Environmental services	45,000
55,736	91,000	91,000	34. Hazardous materials disposal	91,000
<u>\$ 173,361</u>	<u>\$ 160,500</u>	<u>\$ 161,000</u>	Capital Projects and Planning Total	<u>\$ 160,500</u>

**RECREATION AND PARKS
DETAIL OF CONTRACTUAL SERVICES ACCOUNT**

2020-21 Actual Expenditures	2021-22 Adopted Budget	2021-22 Estimated Expenditures	Program/Code/Description	2022-23 Contract Amount
EXPO Center - DC8812				
\$ 25,403	\$ 572,955	\$ 573,000	35. EXPO Center facility and professional services	\$ 572,955
<u>\$ 25,403</u>	<u>\$ 572,955</u>	<u>\$ 573,000</u>	EXPO Center Total	<u>\$ 572,955</u>
Recreational Programming - DC8820				
\$ 6,005	\$ 160,000	\$ 160,000	36. Bus rentals for youth activities.....	\$ 160,000
82,061	186,780	187,000	37. Parks tree trimming, entertainment, and training services	186,780
20,898	263,600	264,000	38. Youth specialist services.....	263,600
-	58,829	59,000	39. ITA data and phone hookup and fire safety inspection	58,829
4,172	38,000	38,000	40. Recreation center security	43,250
-	14,000	14,000	41. Camp Hollywoodland maintenance services	14,000
-	1,000	1,000	42. Camp Seely housing allowance.....	1,000
-	2,400	2,000	43. Chimney and kitchen inspection services.....	2,400
-	5,500	5,000	44. Out-of-town camp septic tank pumping and chemical toilets services.....	5,500
21,667	49,749	50,000	45. Out-of-town camp waste management services	49,749
<u>\$ 134,803</u>	<u>\$ 779,858</u>	<u>\$ 780,000</u>	Recreational Programming Total	<u>\$ 785,108</u>
Venice Beach - DC8821				
\$ 76,673	\$ 102,200	\$ 102,000	46. Venice Beach 24-hour restroom services.....	\$ 102,200
155,098	202,850	203,000	47. Venice Beach cameras and maintenance.....	202,850
<u>\$ 231,771</u>	<u>\$ 305,050</u>	<u>\$ 305,000</u>	Venice Beach Total	<u>\$ 305,050</u>
Public Safety - DC8823				
\$ 1,553,596	\$ 373,600	\$ 374,000	48. Security camera maintenance.....	\$ 533,820
49,095	92,617	92,000	49. Ranger expenses	92,617
<u>\$ 1,602,691</u>	<u>\$ 466,217</u>	<u>\$ 466,000</u>	Public Safety Total	<u>\$ 626,437</u>
City Services - DC8824				
\$ 3,540,546	\$ -	\$ -	50. COVID response.....	\$ -
140,766	-	-	51. Alternative learning.....	-
881,312	1,947,767	1,948,000	52. Public building landscaping	\$ 1,947,767
<u>\$ 4,562,624</u>	<u>\$ 1,947,767</u>	<u>\$ 1,948,000</u>	City Services Total	<u>\$ 1,947,767</u>
Technology Support - DC8849				
\$ -	\$ 489,483	\$ 489,000	53. Youth Sports Program.....	\$ 489,483
28,556	8,000	8,000	54. Computer training and technical services	8,000
<u>\$ 28,556</u>	<u>\$ 497,483</u>	<u>\$ 497,000</u>	Technology Support Total	<u>\$ 497,483</u>
General Administration and Support - DC8850				
\$ 88,770	\$ 172,805	\$ 173,000	55. Audit consulting	\$ 100,000
125,615	763,966	764,000	56. Equipment and office machine rentals	763,966
121,519	366,266	366,000	57. Waste management services	366,266
-	59,295	59,000	58. Human resources safety training	59,295
-	-	-	59. Language access services.....	72,805
-	-	-	60. Park safety.....	500,000
<u>\$ 335,904</u>	<u>\$ 1,362,332</u>	<u>\$ 1,362,000</u>	General Administration and Support Total	<u>\$ 1,862,332</u>
<u>\$ 14,305,991</u>	<u>\$ 14,248,877</u>	<u>\$ 14,249,000</u>	TOTAL CONTRACTUAL SERVICES ACCOUNT	<u>\$ 15,357,178</u>

Recreation and Parks

Position Counts			Code	Title	2022-23 Salary Range and Annual Salary	
2021-22	Change	2022-23				
<u>GENERAL</u>						
<u>Regular Positions</u>						
-	1	1	0847	Astronomical Observer	3092(2)	(64,560 - 96,966)
1	-	1	0883	Service Coordinator	4501(2)	(93,980 - 141,190)
6	1	7	1116	Secretary	2585(2)	(53,974 - 81,097)
2	1	3	1117-2	Executive Administrative Assistant II	3112(2)	(64,978 - 97,614)
1	-	1	1117-3	Executive Administrative Assistant III	3338(2)	(69,697 - 104,671)
1	-	1	1129	Personnel Records Supervisor	2967(2)	(61,950 - 93,062)
2	-	2	1170	Payroll Supervisor	3409(2)	(71,179 - 106,926)
1	-	1	1191-1	Archivist I	2945(2)	(61,491 - 92,331)
13	-	13	1223	Accounting Clerk	2511(2)	(52,429 - 78,780)
1	-	1	1253	Chief Clerk	3323(2)	(69,384 - 104,253)
26	(1)	25	1358	Administrative Clerk	1929(2)	(40,277 - 60,552)
23	2	25	1368	Senior Administrative Clerk	2379(2)	(49,673 - 74,646)
1	-	1	1429	Applications Programmer	2967(2)	(61,950 - 93,062)
3	-	3	1431-3	Programmer/Analyst III	3889(2)	(81,202 - 121,960)
1	-	1	1455-1	Systems Programmer I	4378(7)	(91,412 - 137,306)
1	-	1	1455-2	Systems Programmer II	4711(2)	(98,365 - 147,767)
2	-	2	1461-2	Communications Information Representative II	2379(2)	(49,673 - 74,646)
4	-	4	1513	Accountant	2767(2)	(57,774 - 86,798)
1	-	1	1517-1	Auditor I	2971(2)	(62,034 - 93,187)
1	-	1	1518	Senior Auditor	3741(2)	(78,112 - 117,345)
1	-	1	1523-1	Senior Accountant I	3213(2)	(67,087 - 100,787)
3	-	3	1523-2	Senior Accountant II	3482(2)	(72,704 - 109,202)
1	1	2	1525-2	Principal Accountant II	4222(2)	(88,155 - 132,420)
1	-	1	1539	Management Assistant	2511(2)	(52,429 - 78,780)
1	-	1	1542	Project Assistant	2511(2)	(52,429 - 78,780)
1	-	1	1555-1	Fiscal Systems Specialist I	4420(2)	(92,289 - 138,622)
1	-	1	1593-4	Departmental Chief Accountant IV	6313(2)	(131,815 - 198,005)
4	-	4	1596	Systems Analyst	3528(2)	(73,664 - 110,643)
4	1	5	1597-1	Senior Systems Analyst I	4171(2)	(87,090 - 130,854)
1	-	1	1597-2	Senior Systems Analyst II	5161(2)	(107,761 - 161,945)
2	-	2	1670-1	Graphics Designer I	2403(2)	(50,174 - 75,376)
-	1	1	1670-3	Graphics Designer III	3257(2)	(68,006 - 102,186)
2	-	2	1702-1	Emergency Management Coordinator I	4165(2)	(86,965 - 130,625)
1	-	1	1714-3	Personnel Director III	6584(2)	(137,473 - 206,524)
1	-	1	1726-2	Safety Engineering Associate II	3577(7)	(74,687 - 112,209)

Recreation and Parks

Position Counts			Code	Title	2022-23 Salary Range and Annual Salary	
2021-22	Change	2022-23				
<u>GENERAL</u>						
<u>Regular Positions</u>						
1	-	1	1727	Safety Engineer	4378(2)	(91,412 - 137,306)
1	-	1	1779-1	Data Analyst I	3655(2)	(76,316 - 114,631)
1	-	1	1785-1	Public Relations Specialist I	2511(2)	(52,429 - 78,780)
1	1	2	1793-1	Photographer I	2607(2)	(54,434 - 81,766)
1	-	1	1800-1	Public Information Director I	4450(2)	(92,916 - 139,582)
1	-	1	1802	Video Production Coordinator	2783(2)	(58,109 - 87,320)
43	(2)	41	1966	Park Ranger	3071(3)	(64,122 - 84,125)
8	-	8	1967-1	Senior Park Ranger I	3407	(71,138 - 93,333)
2	-	2	1967-2	Senior Park Ranger II	3768	(78,675 - 103,188)
1	-	1	1968	Chief Park Ranger	5250(2)	(109,620 - 164,659)
1	-	1	2397	Banning Residence Museum Director	3304(2)	(68,987 - 103,627)
3	-	3	2398	Historic Site Curator	2748(2)	(57,378 - 86,171)
4	-	4	2400-1	Aquarist I	2776(2)	(57,962 - 87,069)
1	-	1	2400-2	Aquarist II	3084(2)	(64,393 - 96,757)
1	-	1	2402	Marine Aquarium Exhibits Director	3327(2)	(69,467 - 104,358)
1	-	1	2403	Marine Aquarium Program Director	3327(2)	(69,467 - 104,358)
1	-	1	2404	Marine Aquarium Administrator	4372(2)	(91,287 - 137,160)
1	-	1	2406	Maritime Museum Director	3307(2)	(69,050 - 103,731)
1	-	1	2407	Maritime Museum Curator	2663(2)	(55,603 - 83,520)
2	-	2	2412-1	Park Services Attendant I	1504(5)	(31,403 - 47,209)
6	1	7	2412-2	Park Services Attendant II	2141(2)	(44,704 - 67,129)
3	-	3	2419	Aquatic Director	3253(7)	(67,922 - 101,998)
3	-	3	2422	Senior Park Services Attendant	2398(2)	(50,070 - 75,188)
21	4	25	2423-1	Aquatic Facility Manager I	2463(2)	(51,427 - 77,256)
18	1	19	2423-2	Aquatic Facility Manager II	2744(2)	(57,294 - 86,088)
1	-	1	2423-3	Aquatic Facility Manager III	3056(8)	(63,809 - 95,839)
2	-	2	2424	Principal Park Services Attendant	2810(2)	(58,672 - 88,155)
3	-	3	2425-2	Marine Aquarium Curator II	2991(2)	(62,452 - 93,813)
-	1	1	2426	Park Services Supervisor	3327(2)	(69,467 - 104,358)
93	7	100	2434	Recreation Facility Director	2702(2)	(56,417 - 84,772)
53	9	62	2446	Senior Recreation Director	3016(2)	(62,974 - 94,607)
13	3	16	2460	Recreation Supervisor	3420(2)	(71,409 - 107,281)
5	-	5	2464-1	Principal Recreation Supervisor I	3753(2)	(78,362 - 117,700)
3	1	4	2464-2	Principal Recreation Supervisor II	4315(2)	(90,097 - 135,344)
153	4	157	2469	Recreation Coordinator	2427(2)	(50,675 - 76,107)

Recreation and Parks

Position Counts			Code	Title	2022-23 Salary Range and Annual Salary	
2021-22	Change	2022-23				
<u>GENERAL</u>						
<u>Regular Positions</u>						
4	2	6	2472	Superintendent of Rec & Parks Operations	6313(2)	(131,815 - 198,005)
1	-	1	2475	Executive Director Expo Center	6313(2)	(131,815 - 198,005)
8	1	9	2490-2	Child Care Associate II	1946(5)	(40,632 - 61,053)
2	-	2	2491-2	Child Care Center Director II	2850(2)	(59,508 - 89,387)
3	-	3	2493-1	Aquarium Educator I	2493(2)	(52,053 - 78,216)
1	1	2	2493-2	Aquarium Educator II	2676(2)	(55,874 - 83,958)
2	-	2	2495	Volunteer Coordinator	2991(2)	(62,452 - 93,813)
1	-	1	2500	Community Program Director	4232(2)	(88,364 - 132,755)
7	-	7	3112	Maintenance Laborer	1922(2)	(40,131 - 60,259)
20	-	20	3114	Tree Surgeon	2455(2)	(51,260 - 77,047)
15	2	17	3115	Maintenance and Construction Helper	2036(2)	(42,511 - 63,892)
4	2	6	3117-1	Tree Surgeon Supervisor I	3439(2)	(71,806 - 107,886)
2	-	2	3117-2	Tree Surgeon Supervisor II	3695(2)	(77,151 - 115,904)
1	-	1	3118	Sandblast Operator	2277(2)	(47,543 - 71,451)
1	-	1	3127-1	Construction and Maintenance Supervisor I		(132,024)
3	-	3	3127-2	Construction and Maintenance Supervisor II		(145,283)
1	-	1	3140	Camp Manager	2356(2)	(49,193 - 73,894)
335	53	388	3141	Gardener Caretaker	2036(2)	(42,511 - 63,892)
82	11	93	3143	Senior Gardener	2277(2)	(47,543 - 71,451)
22	9	31	3145	Park Maintenance Supervisor	2637(2)	(55,060 - 82,726)
8	-	8	3146	Senior Park Maintenance Supervisor	3622(2)	(75,627 - 113,628)
4	1	5	3147-2	Principal Grounds Maintenance Supervisor II	4315(2)	(90,097 - 135,344)
9	-	9	3151	Tree Surgeon Assistant	1922(2)	(40,131 - 60,259)
-	6	6	3181	Security Officer	2118(2)	(44,223 - 66,461)
1	-	1	3325	Playground Equipment Supervisor		(97,175)
10	-	10	3333-1	Building Repairer I	2277(2)	(47,543 - 71,451)
1	-	1	3333-2	Building Repairer II	2461(2)	(51,385 - 77,172)
12	3	15	3344	Carpenter		(94,941)
2	-	2	3345	Senior Carpenter		(106,488)
1	-	1	3346	Carpenter Supervisor		(113,441)
3	1	4	3351	Cement Finisher Worker	2390(2)	(49,903 - 75,000)
1	-	1	3352-1	Floor Finisher I	2527(6)	(52,763 - 79,281)
5	-	5	3353	Cement Finisher		(87,174)
1	-	1	3354	Cement Finisher Supervisor		(104,608)

Recreation and Parks

Position Counts			Code	Title	2022-23 Salary Range and Annual Salary	
2021-22	Change	2022-23				
<u>GENERAL</u>						
<u>Regular Positions</u>						
1	-	1	3364-1	Cook I	1792(2)	(37,416 - 56,188)
-	1	1	3364-2	Cook II	1922(2)	(40,131 - 60,259)
16	1	17	3423	Painter		(90,995)
2	-	2	3424	Senior Painter		(100,098)
1	1	2	3426	Painter Supervisor		(105,673)
2	-	2	3428	Sign Painter		(90,995)
21	1	22	3443	Plumber		(103,919)
1	-	1	3444	Senior Plumber		(114,171)
2	1	3	3446	Plumber Supervisor		(120,540)
3	-	3	3451	Masonry Worker		(98,866)
4	-	4	3476	Roofer		(84,793)
1	1	2	3477	Senior Roofer		(93,229)
29	8	37	3523	Light Equipment Operator	2324(2)	(48,525 - 72,871)
13	6	19	3525	Equipment Operator		(104,003)
1	-	1	3558	Power Shovel Operator		(104,984)
10	-	10	3583	Truck Operator	2277(6)	(47,543 - 71,451)
6	-	6	3584	Heavy Duty Truck Operator	2403(6)	(50,174 - 75,376)
2	-	2	3585	Motor Sweeper Operator	2829(2)	(59,069 - 88,781)
2	-	2	3686	Communications Electrician		(102,729)
-	1	1	3723	Upholsterer		(86,881)
1	-	1	3734-1	Equipment Specialist I	3226(2)	(67,358 - 101,184)
1	-	1	3734-2	Equipment Specialist II	3577(2)	(74,687 - 112,209)
-	1	1	3763	Machinist		(94,210)
3	-	3	3771	Mechanical Helper	2144(2)	(44,766 - 67,275)
12	1	13	3773	Mechanical Repairer		(95,171)
9	1	10	3774	Air Conditioning Mechanic		(103,919)
1	-	1	3775	Sheet Metal Worker		(100,056)
2	-	2	3781-1	Air Conditioning Mechanic Supervisor I		(114,234)
1	-	1	3795	Mechanical Repair Supervisor		(106,216)
2	-	2	3796	Welder		(94,210)
1	-	1	3799	Electrical Craft Helper		(70,073)
17	2	19	3863	Electrician		(102,729)
1	-	1	3864	Senior Electrician		(112,731)
1	-	1	3865	Electrician Supervisor		(119,183)
22	3	25	3913	Irrigation Specialist	2461(2)	(51,385 - 77,172)

Recreation and Parks

Position Counts			Code	Title	2022-23 Salary Range and Annual Salary	
2021-22	Change	2022-23				
<u>GENERAL</u>						
<u>Regular Positions</u>						
1	-	1	4150-2	Street Services Worker II	2277(2)	(47,543 - 71,451)
2	-	2	5923	Building Operating Engineer		(104,128)
1	-	1	6215	Astronomical Lecturer	2934(2)	(61,261 - 92,059)
1	-	1	6216	Observatory Program Supervisor	3508(2)	(73,247 - 110,058)
1	-	1	6229-1	Observatory Director I	5252(2)	(109,661 - 164,743)
1	-	1	6229-2	Observatory Director II	6313(2)	(131,815 - 198,005)
-	1	1	6230	Curator of Griffith Observatory	4339(2)	(90,598 - 136,095)
1	-	1	6331	Observatory Technical Supervisor	3761(2)	(78,529 - 117,972)
1	-	1	7213	Geographic Information Systems Specialist	3596(2)	(75,084 - 112,793)
-	1	1	7237	Civil Engineer	4596(2)	(95,964 - 144,176)
1	-	1	7304-2	Environmental Supervisor II	4596(2)	(95,964 - 144,176)
1	-	1	7310-2	Environmental Specialist II	3801(2)	(79,364 - 119,203)
1	-	1	7310-3	Environmental Specialist III	4229(2)	(88,301 - 132,650)
1	-	1	7525-4	Electrical Engineering Associate IV	4596(2)	(95,964 - 144,176)
-	1	1	7925	Architect	4596(2)	(95,964 - 144,176)
1	-	1	7926-2	Architectural Associate II	3801(2)	(79,364 - 119,203)
1	-	1	7929-1	Landscape Architect I	4596(2)	(95,964 - 144,176)
1	-	1	7929-2	Landscape Architect II	4863(2)	(101,539 - 152,507)
4	-	4	7933-3	Landscape Architectural Associate III	4229(2)	(88,301 - 132,650)
1	-	1	7941	City Planning Associate	3816(2)	(79,678 - 119,684)
1	-	1	7944	City Planner	4631(2)	(96,695 - 145,283)
-	1	1	7957-4	Structural Engineering Associate IV	4596(2)	(95,964 - 144,176)
1	-	1	9134	Principal Project Coordinator	4815(2)	(100,537 - 151,004)
5	1	6	9167-1	Senior Personnel Analyst I	4339(2)	(90,598 - 136,095)
1	-	1	9167-2	Senior Personnel Analyst II	5371(2)	(112,146 - 168,459)
3	-	3	9171-1	Senior Management Analyst I	4339(2)	(90,598 - 136,095)
4	2	6	9171-2	Senior Management Analyst II	5372(2)	(112,167 - 168,501)
2	-	2	9182	Chief Management Analyst	6313(2)	(131,815 - 198,005)
21	1	22	9184	Management Analyst	3528(2)	(73,664 - 110,643)
1	-	1	9230	Chief Financial Officer	7342(2)	(153,300 - 230,285)
2	2	4	9241	Assistant General Manager Recreation & Parks	7227(2)	(150,899 - 226,694)
1	-	1	9243	General Manager Rec & Parks		(268,433)
1	-	1	9375	Director of Systems	6313(2)	(131,815 - 198,005)
1	(1)	-	9485	Senior Civil Engineer	5406(2)	(112,877 - 169,524)
-	1	1	9489	Principal Civil Engineer	6313(2)	(131,815 - 198,005)

Recreation and Parks

Position Counts					
2021-22	Change	2022-23	Code	Title	2022-23 Salary Range and Annual Salary
<u>GENERAL</u>					
<u>Regular Positions</u>					
-	1	1	9734-1	Commission Executive Assistant I	2783(2) (58,109 - 87,320)
1	-	1	9734-2	Commission Executive Assistant II	3528(2) (73,664 - 110,643)
1,398	169	1,567			
<u>Commissioner Positions</u>					
5	-	5	0101-2	Commissioner	\$50/mtg
5	-	5			
<u>AS NEEDED</u>					
<u>To be Employed As Needed in Such Numbers as Required</u>					
			0710-A	Theater Technician	\$16.18/hr
			0710-B	Theater Technician	\$18.88/hr
			0710-C	Theater Technician	\$21.57/hr
			0834	Park Activity Monitor	\$22.02/hr
			0835-A	Day Camp Director I	\$23.05/hr
			0835-B	Day Camp Director I	\$24.79/hr
			0835-C	Day Camp Director II	\$26.82/hr
			0835-D	Day Camp Director II	\$28.82/hr
			0844	Locker Room Attendant	\$17.29/hr
			0848-B	Observatory Lecturer	\$32.50/hr
			0849	Telescope Demonstrator	2240(2) (46,771 - 70,261)
			1121-1	Delivery Driver I	1872(2) (39,087 - 58,714)
			1121-2	Delivery Driver II	2045(2) (42,699 - 64,143)
			1131-1	Swimming Pool Clerk I	1238(12) (25,849 - 38,857)
			1131-2	Swimming Pool Clerk II	1536(8) (32,071 - 48,170)
			1358	Administrative Clerk	1929(2) (40,277 - 60,552)
			1501	Student Worker	\$16.42/hr
			1502	Student Professional Worker	1419(7) (29,628 - 44,516)
			1535-1	Administrative Intern I	1594(9) (33,282 - 50,007)
			1535-2	Administrative Intern II	1739(9) (36,310 - 54,517)
			1542	Project Assistant	2511(2) (52,429 - 78,780)
			1550	Program Aide	1916(2) (40,006 - 60,113)
			2401	Museum Guide	\$18.24/hr
			2408	Seasonal Pool Manager II	\$30.84/hr
			2409	Seasonal Pool Manager I	\$23.48/hr

Recreation and Parks

Position Counts			Code	Title	2022-23 Salary Range and Annual Salary	
2021-22	Change	2022-23				
<u>AS NEEDED</u>						
<u>To be Employed As Needed in Such Numbers as Required</u>						
			2413	Pool Lifeguard	\$19.59/hr	
			2415	Special Program Assistant II	\$17.83/hr	
			2416	Special Program Assistant III	\$22.23/hr	
			2418-1	Assistant Park Services Attendant I	\$17.36/hr	
			2418-2	Assistant Park Services Attendant II	\$21.63/hr	
			2420-1	Open Water Lifeguard I	\$29.06/hr	
			2420-2	Open Water Lifeguard II	\$33.18/hr	
			2421-A	Residential Camp Counselor	\$16.04/hr	
			2421-B	Residential Camp Counselor	\$16.18/hr	
			2427-A	Senior Residential Camp Counselor	\$17.50/hr	
			2427-B	Senior Residential Camp Counselor	\$20/hr	
			2427-C	Senior Residential Camp Counselor	\$22.50/hr	
			2435	Recreation Aide	\$16.04/hr	
			2453	Golf Starter	2102(2)	(43,889 - 65,959)
			2476	Lifeguard Recruit	\$16.18/hr	
			2490-1	Child Care Associate I	\$23.47/hr	
			2498	Recreation Assistant	\$19.02/hr	
			2499	Recreation Instructor	\$19.88- \$29.52/hr	
			3181	Security Officer	2118(2)	(44,223 - 66,461)
			3364-1	Cook I	1792(2)	(37,416 - 56,188)

HIRING HALL

Hiring Hall to be Employed As Needed in Such Numbers as Required

0855	Air Conditioning Mechanic - Hiring Hall	\$46.83/hr
0857	Cabinet Maker - Hiring Hall	\$47.16/hr
0858	Carpenter - Hiring Hall	\$47.16/hr
0858-A	Carpenter Apprentice (1st period)	\$22.16/hr
0858-B	Carpenter Apprentice (2nd period)	\$26.16/hr
0858-C	Carpenter Apprentice - Hiring Hall	\$31.16/hr
0858-D	Carpenter Apprentice (4th period)	\$33.16/hr
0858-E	Carpenter Apprentice (5th period)	\$35.16/hr
0858-F	Carpenter Apprentice (6th period)	\$37.16/hr
0858-G	Carpenter Apprentice (7th period)	\$39.16/hr
0858-H	Carpenter Apprentice (8th period)	\$43.16/hr
0858-Z	City Craft Assistant - Hiring Hall	\$28.02/hr

THIS PAGE INTENTIONALLY LEFT BLANK

CITY EMPLOYEES' RETIREMENT FUND

BASIS FOR THE PROPOSED BUDGET

The 2022-23 Proposed Budget for the City Employees' Retirement Fund relates to current year funding as follows:

<u>2021-22</u>	<u>2022-23¹</u>
Budget	Proposed Budget
\$ 129,047,697	\$ 132,355,098
\$ 124,074,000	
	Special Fund (Harbor, Airports, LACERS, and LAFPP)
601,508,093	631,511,353
601,450,000	
	Tax and Revenue Anticipation Notes
<u>\$ 730,555,772</u>	<u>\$ 763,866,451</u>
<u>\$ 725,524,000</u>	
	Total

¹⁾ The total budgeted contribution may differ from the LACERS Budget due to LACERS accounting of the true-up (a credit adjustment of \$75,194,360). Although the credit amount reflects a true-up of 2021-22 contributions, the amount will be applied to the 2022-23 contribution and reflected as such in the Annual Comprehensive Financial Report.

The City's contribution to the Los Angeles City Employees' Retirement System (LACERS) is based on rates prepared by an actuary and adopted by the LACERS Board. It includes the required payments for the family death benefit, excess benefit, and limited term retirement plans. The budget also reflects the true-up adjustment for the prior fiscal year resulting from the reconciliation of budgeted covered payroll with actual covered payroll and an adjustment from the enhanced benefit for Airport Peace Officers who remained with LACERS. The contribution will be funded through the issuance of tax and revenue anticipation notes.

By funding the required contribution through the issuance of notes, the City will be able to make the entire contribution in July 2022 rather than spreading the payments throughout the year. As a result, the pension fund expects to gain additional investment earnings on the payment, which discounts the City contribution by approximately 3.12 percent. This discount reduces the required 2022-23 City General Fund contribution to the retirement fund by approximately \$21.86 million. The appropriation for the payment of the principal and borrowing costs on the tax and revenue anticipation notes is in the 2022 Tax and Revenue Anticipation Notes, Debt Service Fund. The proprietary departments and the pension systems (LACERS and Los Angeles Fire and Police Pensions) will directly fund their share of the contribution in July 2022.

The City General Fund contribution for 2022-23 represents a net increase of \$30 million from 2021-22. This increase is primarily due to higher contribution rates and a larger City budgeted payroll, which are partially offset with a one-time true-up credit. Specifically, the 2022-23 budget is inclusive of a one-time \$66 million credit to the General Fund from the 2021-22 true-up adjustment. Expressed as a percentage of the City's budgeted payroll, the Tier 1 contribution rate increased from 32.81 percent in 2021-22 to 33.93 percent in 2022-23. The contribution rate for the Tier 3 benefit plan (i.e., City employees who became members of LACERS on or after February 21, 2016) increased from 30.16 percent to 31.35 percent. These rates include the enhanced benefit cost for Airport Peace Officers who remained in LACERS, which is borne exclusively by the Department of Airports. The final contribution obligation for all other agencies are adjusted accordingly to apply the full cost to the Department of Airports. The increase in the contribution rates is primarily a result of amortizing the prior year's unfunded actuarial accrued liability over a smaller than expected payroll, lower contributions than expected, and earlier than expected retirements. This increase was partially offset by a higher than expected rate of return, the enrollment of new employees in Tier 3, lower than expected salary increases for active members, lower than expected cost-of-living adjustment increases for retirees, and lower health premiums and subsidies.

The system's overall funded ratio, using the actuarial value of assets, increased from 71.6 percent to 74.6 percent as of June 30, 2021, and is broken down as follows: retirement (71.6 percent) and health (94.6 percent).

CITY CONTRIBUTION:	2021-22 Adopted Budget	2022-23 Proposed Budget	Change From 2021-22 Budget
Tier 1 Requirements			
Retirement			
1. Employer Normal Cost	\$ 154,992,194	\$ 153,884,743	\$ (1,107,451)
2. Amortization of UAAL ¹	365,403,636	390,852,799	25,449,163
Health			
3. Employer Normal Cost	\$ 61,052,025	\$ 62,673,715	\$ 1,621,690
4. Amortization of UAAL	<u>14,717,899</u>	<u>5,418,477</u>	<u>(9,299,422)</u>
Subtotal	\$ <u>596,165,754</u>	\$ <u>612,829,734</u>	\$ <u>16,663,980</u>
Tier 3 Requirements²			
Retirement			
1. Employer Normal Cost	\$ 29,442,993	\$ 37,932,266	\$ 8,489,273
2. Amortization of UAAL	111,296,724	155,170,933	43,874,209
Health			
3. Employer Normal Cost	\$ 21,694,838	\$ 29,542,710	\$ 7,847,872
4. Amortization of UAAL	<u>4,482,862</u>	<u>2,151,168</u>	<u>(2,331,694)</u>
Subtotal	\$ <u>166,917,417</u>	\$ <u>224,797,077</u>	\$ <u>57,879,660</u>
TOTAL CITY ACTUARIAL CONTRIBUTION	\$ <u>763,083,171</u>	\$ <u>837,626,811</u>	\$ <u>74,543,640</u>
ADJUSTMENTS:			
Other Adjustments			
Family Death Benefit Plan	\$ 71,000	\$ 47,000	\$ (24,000)
Excess Benefit Plan Fund	1,464,000	1,332,000	(132,000)
Limited Term Plan Fund	<u>27,000</u>	<u>55,000</u>	<u>28,000</u>
Subtotal	\$ <u>1,562,000</u>	\$ <u>1,434,000</u>	\$ <u>(128,000)</u>
Annual Contribution True-Up Owed/(Credited)³	\$ <u>(34,089,399)</u>	\$ <u>(75,194,360)</u>	\$ <u>(41,104,961)</u>
Subtotal	\$ <u>(34,089,399)</u>	\$ <u>(75,194,360)</u>	\$ <u>(41,104,961)</u>
GRAND TOTAL PAYMENT	\$ <u>730,555,772</u>	\$ <u>763,866,451</u>	\$ <u>33,310,679</u>

Financing Source	2021-22 Adopted Budget	2022-23 Proposed Budget	Change From 2021-22 Budget
Tax and Revenue Anticipation Notes	\$ 601,508,093	\$ 631,511,353	\$ 30,003,260
Airports	90,681,027	92,450,784	1,769,757
Harbor	28,443,102	29,027,933	584,831
City Employees Retirement System (LACERS)	5,858,755	6,410,736	551,981
Fire and Police Pensions System (LAFPP)	<u>4,064,795</u>	<u>4,465,645</u>	<u>400,850</u>
TOTAL FINANCING SOURCE	<u>\$ 730,555,772</u>	<u>\$ 763,866,451</u>	<u>\$ 33,310,679</u>

1. Unfunded Actuarial Accrued Liability (UAAL).
2. Effective February 21, 2016, LACERS members hired on or after February 21, 2016 are Tier 3 Members.
3. The annual City contribution to LACERS is based on total budgeted payroll and the actuarially determined contribution rate. LACERS conducts a true-up based on actual covered payroll for all benefit tiers. The amount is reflected as an adjustment to the annual required City contribution for the following fiscal year. The true-up adjustment is broken down as follows: City General Fund (-\$65,999,084), Airports (-\$7,770,973), Harbor (-\$1,326,264), LACERS (\$79,768), and LAFPP (-\$177,807).

THIS PAGE INTENTIONALLY LEFT BLANK

FIRE AND POLICE PENSION FUND

BASIS FOR THE PROPOSED BUDGET

The 2022-23 Proposed Budget for the Fire and Police Pension Fund relates to current year funding as follows:

2021-22			2022-23
Adopted Budget	Estimated Expenditures		Proposed Budget
\$ 721,998,264	\$ 721,998,000	Tax and Revenue Anticipation Notes	\$ 667,422,703
\$ 721,998,264	\$ 721,998,000	Total	\$ 667,422,703
\$ 721,998,264	\$ 721,998,000		\$ 667,422,703

The City's contribution to the Los Angeles Fire and Police Pension (LAFPP) Fund is based on rates prepared by an actuary and adopted by the LAFPP Board. The total contribution also includes the Excess Benefit Plan payment, which is transferred to the Controller. The City pays for the contribution and Excess Benefit Plan through the issuance of tax and revenue anticipation notes.

By funding the required General Fund contribution through the issuance of tax and revenue anticipation notes, the City will be able to make the entire contribution in July 2022, rather than spreading the payments throughout the year. As a result, the LAFPP expects to gain additional investment earnings on the payment, which discounts the City contribution by approximately 3.16 percent. The discount reduces the required 2022-23 City General Fund contribution to the LAFPP Fund by approximately \$21.06 million. The appropriation for the payment of the principal and borrowing costs on the tax and revenue anticipation notes is in the 2022 Tax and Revenue Anticipation Notes Debt Service Fund. The Harbor Department and the Department of Airports transmit their contribution payments directly to the LAFPP Fund.

The City General Fund contribution for 2022-23 will decrease by \$54.58 million from 2021-22. This decrease is due to a decrease in the contribution rate. Expressed as a percentage of the City's budgeted payroll, the 2022-23 combined City contribution rate is 41.84 percent compared to 45.89 percent in 2021-22. The decrease in the contribution rate is a result of a higher than expected rate of return, lower than expected Cost of Living Adjustment increases for retirees and beneficiaries, loss layers from the June 2006 valuation being fully amortized, and lower health premiums and subsidies. This decrease was partially offset by higher than expected salary increases for active members and amortizing the prior year's unfunded actuarial accrued liability over a smaller than expected payroll.

The LAFPP System's overall funded ratio, using actuarial value of assets, increased from 88.6 percent to 92.5 percent as of June 30, 2021 and is broken down as follows: retirement (96.8 percent) and health (64.7 percent).

CITY CONTRIBUTION:	2021-22 Adopted Budget	2022-23 Proposed Budget	Change from 2021-22 Budget
Actuarial Requirements			
TIER 1 requirements:			
Retirement			
1. Amortization of UAAL ¹	\$ 13,744,677	\$ 13,715,841	\$ (28,836)
Health			
2. Amortization of UAAL	<u>\$ 1,304,389</u>	<u>\$ 1,253,412</u>	<u>\$ (50,977)</u>
Subtotal	<u>\$ 15,049,066</u>	<u>\$ 14,969,253</u>	<u>\$ (79,813)</u>
TIER 2 requirements:			
Retirement			
1. Employer Normal Cost	\$ 154,877	\$ 156,969	\$ 2,092
2. Amortization of UAAL	3,930,095	(10,679,265)	(14,609,360)
3. LAFPP Admin Expenses ²	7,860	7,970	110
Health			
4. Employer Normal Cost	\$ 22,386	\$ 20,657	\$ (1,729)
5. Amortization of UAAL	60,366,259	59,772,007	(594,252)
6. Health Admin Expenses	<u>692</u>	<u>701</u>	<u>9</u>
Subtotal	<u>\$ 64,482,169</u>	<u>\$ 49,279,039</u>	<u>\$ (15,203,130)</u>
TIER 3 requirements:			
Retirement			
1. Employer Normal Cost	\$ 15,192,961	\$ 14,009,028	\$ (1,183,933)
2. Amortization of UAAL	(2,043,649)	(7,650,817)	(5,607,168)
3. LAFPP Admin Expenses	1,002,174	932,443	(69,731)
Health			
4. Employer Normal Cost	\$ 3,688,001	\$ 3,297,120	\$ (390,881)
5. Amortization of UAAL	5,187,725	4,462,976	(724,749)
6. Health Admin Expenses	<u>88,191</u>	<u>82,055</u>	<u>(6,136)</u>
Subtotal	<u>\$ 23,115,403</u>	<u>\$ 15,132,805</u>	<u>\$ (7,982,598)</u>
TIER 4 requirements:			
Retirement			
1. Employer Normal Cost	\$ 5,985,220	\$ 5,462,683	\$ (522,537)
2. Amortization of UAAL	5,816,541	3,347,232	(2,469,309)
3. LAFPP Admin Expenses	363,534	338,708	(24,826)
Health			
4. Employer Normal Cost	\$ 1,317,446	\$ 1,203,091	\$ (114,355)
5. Amortization of UAAL	3,144,076	2,709,664	(434,412)
6. Health Admin Expenses	<u>31,991</u>	<u>29,806</u>	<u>(2,185)</u>
Subtotal	<u>\$ 16,658,808</u>	<u>\$ 13,091,184</u>	<u>\$ (3,567,624)</u>

1. Unfunded Actuarial Accrued Liability (UAAL).

2. Administrative expenses are separately identified in the contribution rate in conjunction with Governmental Accounting Standards Board (GASB No. 67 and No. 68) reporting.

CITY CONTRIBUTION:	2021-22 Adopted Budget	2022-23 Proposed Budget	Change from 2021-22 Budget
TIER 5 requirements:			
Retirement			
1. Employer Normal Cost	\$ 235,233,871	\$ 236,403,402	\$ 1,169,531
2. Amortization of UAAL	130,351,819	103,919,690	(26,432,129)
3. LAFPP Admin Expenses	13,902,711	13,893,007	(9,704)
Health			
4. Employer Normal Cost	\$ 47,380,439	\$ 46,235,926	\$ (1,144,513)
5. Amortization of UAAL	33,366,507	30,453,471	(2,913,036)
6. Health Admin Expenses	<u>1,223,439</u>	<u>1,222,585</u>	<u>(854)</u>
Subtotal	<u>\$ 461,458,786</u>	<u>\$ 432,128,081</u>	<u>\$ (29,330,705)</u>
TIER 6 requirements:			
Retirement			
1. Employer Normal Cost	\$ 61,728,650	\$ 67,134,483	\$ 5,405,833
2. Amortization of UAAL	41,012,459	35,544,021	(5,468,438)
3. LAFPP Admin Expenses	4,374,196	4,751,875	377,679
Health			
4. Employer Normal Cost	\$ 23,235,728	\$ 24,557,688	\$ 1,321,960
5. Amortization of UAAL	10,498,070	10,416,109	(81,961)
6. Health Admin Expenses	<u>384,929</u>	<u>418,165</u>	<u>33,236</u>
Subtotal	<u>\$ 141,234,032</u>	<u>\$ 142,822,341</u>	<u>\$ 1,588,309</u>
NET GENERAL FUND ACTUARIAL CONTRIBUTION	<u>\$ 721,998,264</u>	<u>\$ 667,422,703</u>	<u>\$ (54,575,561)</u>
General Fund to LAFPP	\$ 719,807,264	\$ 664,853,703	\$ (54,953,561)
General Fund to Excess Benefit Plan Fund	\$ 2,191,000	\$ 2,569,000	\$ 378,000
Financing Source			
Tax and Revenue Anticipation Notes	<u>\$ 721,998,264</u>	<u>\$ 667,422,703</u>	<u>\$ (54,575,561)</u>
TOTAL FINANCING SOURCE	<u>\$ 721,998,264</u>	<u>\$ 667,422,703</u>	<u>\$ (54,575,561)</u>

THIS PAGE INTENTIONALLY LEFT BLANK



2
0
2
2
-
2
3

**Non-Departmental Schedules
Other Supplemental Schedules**

THIS PAGE INTENTIONALLY LEFT BLANK

ACCESSIBLE HOUSING PROGRAM

BASIS FOR THE PROPOSED BUDGET

The 2022-23 Proposed Budget for the Accessible Housing Program relates to the current year funding as follows:

	Accessible Housing Fund ¹	Special Funds ²	Other Funds ³	Total
2021-22 Adopted Budget	\$ 33,930,045	\$ 50,664,075	\$ 151,992,225	\$ 236,586,345
2022-23 Proposed Budget	\$ 26,395,141	\$ 46,492,638	\$ 139,477,913	\$ 212,365,692
Change from 2020-21 Budget	\$ (7,534,904)	\$ (4,171,437)	\$ (12,514,312)	\$ (24,220,653)
% Change	(22.2%)	(8.2%)	(8.2%)	(10.2%)

1. The source of funding for the Accessible Housing Fund is the General Fund. Funding in 2021-22 came from a General Fund appropriation of \$30,291,028 and carry-over of prior year appropriations of \$3,639,017. Funding in 2022-23 comes from a General Fund appropriation of \$19,569,248 and a carry-over of prior year appropriations of \$6,825,893.

2. Special Funds include Proposition HHH bond proceeds used to subsidize the construction of accessible units.

3. Other funds consist of funding for the construction of accessible units from other funding sources, including tax credits, federal, state, and County funds.

In 2016, the City Council and Mayor approved a settlement relative to the class action lawsuit, *Independent Living Center of Southern California v. the City of Los Angeles, et al* (Settlement Agreement) (C.F. 16-1389). The terms of the Settlement Agreement require the City to:

- Invest \$200 million over 10 years (an average value of \$20 million per year) and hire staff, architects, contractors, consultants, and experts in accessibility standards to implement the program; and,
- Produce 4,000 units of accessible rental housing (target number of accessible units) within 10 years by retrofitting existing housing developments and financing new units.

In 2019, the City entered into a Voluntary Compliance Agreement (VCA) with the U.S. Department of Housing and Urban Development (HUD) (C.F. 12-0291). The terms of the VCA require the City to:

- Produce 4,031 units of accessible rental housing (target number of accessible units) within 10 years by retrofitting 3,100 existing housing developments and financing new units.

Funding in 2022-23 for the Accessible Housing Program is provided by the Accessible Housing Fund, special funds (Proposition HHH bond proceeds), and funding for the construction of accessible units from Low Income Housing Tax Credits, HOME Investment Partnerships Program funding, state, County, and other funds.

The 2022-23 Proposed Budget includes the following:

- \$9.9 million for the Housing Department and the City Attorney’s Office to implement the requirements of the Settlement Agreement and VCA;
- \$46.5 million for the construction of accessible units under the Proposition HHH program, which is funded by Proposition HHH Bond Proceeds; and,
- \$1.9 million to pay for contracts associated with accessibility retrofits and relocation assistance to tenants of occupied units.

Funding in 2022-23 will produce up to 731 accessible units toward the City’s 10-year goal of 4,000 units.

Accessible Housing Program

The 2022-23 Proposed Budget includes administrative resources to support the program, resources for the construction of new and rehabilitation of existing accessible units, and other resources needed to meet the requirements of the Settlement Agreement. Resources are allocated as follows:

	2021-22 Adopted Budget	2022-23 Proposed Budget
ACCESSIBLE HOUSING PROGRAM FUND		
DEPARTMENT APPROPRIATIONS		
CITY ATTORNEY – Funds are provided for two Deputy City Attorneys and one Paralegal to support the Accessible Housing Program.	\$ 476,673	\$ 492,399
HOUSING DEPARTMENT		
Salaries – Funds are provided for 91 positions in the Housing Department to support the Accessible Housing Program, as well as a portion of the salaries for Housing administrative and support staff.	8,088,513	8,978,217
Salaries, As-Needed – Funds are provided for salary expenses for as-needed staff assisting to meet deadlines for the Settlement Agreement and VCA.	-	80,000
Overtime General – Funds are provided for overtime expenses associated with meeting deadlines for the Settlement Agreement and VCA.	-	55,000
Contractual Services		
Training – Funds are provided to conduct trainings for City staff, property owners, and their managers in nondiscrimination laws in regards to people with disabilities as mandated by the Settlement Agreement and VCA. In 2021-22, funding was provided to develop web-based training curriculum.	433,800	45,000
Tablet Data Usage and Cell Phones – Funds are provided for staff to have access to City data and communication while in the field. Fieldwork includes staff visits to construction sites to oversee pre-construction and the retrofit work undertaken by licensed general contractors, staff audits of housing developments for compliance with rental policies, and staff-conducted offsite training.	26,633	60,133
Transportation – Funds are provided for the mileage reimbursement of staff traveling to various construction sites, training sites, and rental properties.	21,800	21,800
Office and Administrative – Funds are provided for office expenses.	54,471	47,026
Leases – Funds are provided for lease costs associated with office space for staff in the Accessible Housing Program.	80,000	80,000
<i>Subtotal Housing Department</i>	<u>\$ 8,705,217</u>	<u>\$ 9,367,176</u>
UNAPPROPRIATED BALANCE – Funding was set aside in 2021-22 to pay for contracts related to conducting accessibility retrofits, including architectural services and construction. Funds are provided as a Special Purpose Fund Appropriation in 2022-23 under Retrofit.	2,000,000	-

Accessible Housing Program

**2021-22
Adopted
Budget** **2022-23
Proposed
Budget**

SPECIAL PURPOSE FUND APPROPRIATIONS

Chief Architect – Funds are provided for the Chief Architect that is licensed to carry out accessibility inspections, write scopes of work, and develop and prepare architectural drawings and plans. 10,218,369 4,019,600

City Architectural Plans – Funds were provided in 2021-22 to reimburse the Department of Building and Safety for the provision of City architectural drawings, plans, and related documents of Settlement Agreement developments. Funding is not continued in 2022-23. The available balance at the close of 2021-22 will roll over into 2022-23 to cover these expenses. 48,570 -

Contract Programming – Systems Upgrades – Funds are provided for the modification to the Housing Department’s Housing Information Management System to allow it to meet the data collection and reporting requirements mandated by the Settlement Agreement and VCA, as well as funds to create and maintain a Website Registry for accessible housing with specified requirements intended to ensure equal access to affordable housing units financed through the City. 1,174,000 1,755,000

Court Monitor – Funds are provided for a Court Monitor appointed by the District Court to ensure the Settlement Agreement is implemented effectively and to assist the Court in monitoring the City’s compliance. 1,155,000 1,155,000

Outside Auditor – Funds are provided for mandated auditor services, which includes conducting audits of Settlement Agreement housing developments to ensure compliance with the City’s Monitoring, Compliance, and Enforcement Plan (MCEP). 960,000 960,000

Plaintiff Counsel – Funds are provided for the cost of Plaintiffs’ Counsel to monitor the Settlement Agreement. 502,000 452,000

Relocation Consultant – Funds are provided to pay for contracts related to providing relocation assistance to tenants of occupied units. - 605,564

Retrofit – Funds are provided to pay for contracts related to conducting accessibility retrofits, including architectural services and construction. 3,210,560 1,300,000

Translation Services – Funds are provided for contractual services to effectively communicate with individuals with disabilities or limited English proficiency. 49,255 49,255

REIMBURSEMENT OF GENERAL FUND COSTS – Funds are provided to reimburse the General Fund for fringe benefits, central services, and department administration and support. 5,430,401 6,239,147

Subtotal Accessible Housing Program Fund Appropriations **\$ 33,930,045** **\$ 26,395,141**

Accessible Housing Program

**2021-22
Adopted
Budget** **2022-23
Proposed
Budget**

PROPOSITION HHH FUNDING

Proposition HHH Developments with HHH Funding – Funding up to this amount may be available for the construction of accessible units approved to meet the conditions of Proposition HHH and funded by Proposition HHH Bond Proceeds. Funding is subject to final project costs and other financing factors.*

\$ 50,664,075 \$ 46,492,638

Subtotal Proposition HHH Appropriations

\$ 50,664,075 **\$ 46,492,638**

OTHER FUNDING

Proposition HHH Developments with Other Funding – Funding up to this amount may be available for the construction of accessible units approved to meet the conditions of Proposition HHH and funded by nine percent and four percent Low Income Housing Tax Credits, Federal HOME Investment Partnerships Program Fund, state, County, and other funds. Funding is subject to final project costs and other financing factors.*

\$151,992,225 \$139,477,913

Subtotal Other Funding

\$151,992,225 **\$139,477,913**

TOTAL APPROPRIATIONS

\$ 236,586,345 **\$ 212,365,692**

* Funding available from Proposition HHH Bond Proceeds are for projects approved from multiple Project Expenditure Plans (PEPs) in prior years with projected expenditures in 2022-23. Funding from other sources represents funding from various other sources in 2022-23 that are required to complete Proposition HHH projects.

ATTORNEY CONFLICTS PANEL

BASIS FOR THE PROPOSED BUDGET

The 2022-23 Proposed Budget for the Attorney Conflicts Panel (ACP) relates to the current year funding as follows:

	Amount	% Change
2021-22 Adopted Budget	\$ 4,350,000	
2022-23 Proposed Budget	\$ 4,250,000	
Change from 2021-22 Budget	\$ (100,000)	(2.3)%

The ACP program includes funding for contracts with outside law firms to represent the City in conflict-of-interest matters which preclude the City Attorney's Office from providing representation. The 2022-23 Proposed Budget appropriation to the ACP is \$4.25 million.

The Proposed Budget is based on estimated expenditures from legal services and representation to the City and related defendants on conflict matters that: 1) were referred to the ACP in prior years but remain open and active; and 2) are anticipated referrals to the ACP for 2022-23. Historical case data (Table 1) and expenditures (Table 2) as of March 31, 2022 were used to determine funding needs for 2022-23.

**Table 1
Historical Case Referral Frequency by Type of Litigation**

Fiscal Year	Employment Litigation	Police Employment Litigation	Complex Police Litigation	Police Tort Litigation	General and Business Litigation	Tort Negligence	Public Law	Labor	Community Redevelopment Agency	Appellate	Redevelopment	Special	Workers Compensation	Total
2007-08	9	4	14	1	1	-	-	-	-	-	-	-	-	29
2008-09	7	3	3	2	-	3	1	-	-	-	-	-	-	19
2009-10	1	-	4	7	2	-	1	-	-	-	-	-	-	15
2010-11	2	2	8	4	1	-	-	1	-	1	-	-	-	19
2011-12	-	3	1	8	3	-	-	4	2	-	-	-	-	21
2012-13	4	2	4	3	2	-	-	4	1	-	-	-	-	20
2013-14	9	2	3	10	2	1	-	-	1	-	-	-	-	28
2014-15	1	2	3	17	-	1	-	-	-	3	-	-	-	27
2015-16	3	4	6	8	-	1	-	-	-	1	2	-	-	25
2016-17	1	3	15	7	3	1	-	-	-	3	-	-	-	33
2017-18	3	3	2	17	1	-	-	2	-	1	-	3	-	32
2018-19	8	3	6	6	1	-	-	-	-	1	-	-	-	25
2019-20	3	4	-	17	4	3	-	-	-	-	-	-	-	31
2020-21	6	1	-	22	2	2	-	-	-	-	-	-	-	33
2021-22*	7	3	-	7	-	5	-	-	2	-	-	5	9	38
Total	64	39	69	136	22	17	2	11	6	10	2	8	9	395

Table 2
Historical Fiscal Year Payments by Type of Litigation

Fiscal Year	Employment Litigation	Police Employment Litigation	Complex Police Litigation	Police Tort Litigation	General and Business Litigation	Tort Negligence	Public Law	Labor	Community Redevelopment Agency	Appellate	Redevelopment	Special	Workers Compensation	Totals
2007-08	\$ 470,018	\$ 1,373,503	\$ 989,114	\$ 219,056	\$ 148,705	\$ -	\$ -	\$ -	\$ -	\$ -	\$ -	\$ -	\$ -	\$ 3,200,396
2008-09	640,181	661,649	382,450	46,841	25,540	4,883	9,302	-	-	-	-	-	-	1,770,846
2009-10	138,764	460,884	111,919	5,739	77,410	59,573	2,965	-	-	-	-	-	-	857,254
2010-11	58,807	341,343	114,245	61,970	420	69,997	68,255	-	-	-	-	-	-	715,037
2011-12	17,222	208,580	283,331	74,278	79,827	-	491	11,280	-	50,000	-	-	-	725,009
2012-13	4,775	478,824	171,739	242,424	12,233	-	-	467,271	761,911	-	-	-	-	2,139,177
2013-14	154,981	153,057	691,905	233,429	32,715	25,000	17,852	635,235	2,901,437	50,381	-	-	-	4,895,992
2014-15	293,221	197,558	2,632,599	723,427	3,055	71,902	-	313,532	1,111,686	-	-	-	-	5,346,980
2015-16	1,348,822	340,849	373,880	939,935	393,692	97,590	210	172,102	1,709,050	130,518	-	-	-	5,506,648
2016-17	822,533	271,598	612,049	1,209,570	284,952	33,663	-	264,854	1,031,002	29,248	17,868	-	-	4,577,337
2017-18	47,832	410,778	184,632	1,675,042	582,802	215,795	-	107,847	-	271,099	-	-	-	3,495,827
2018-19	457,697	515,212	73,092	2,277,528	289,246	242,731	-	-	-	126,388	-	-	-	3,981,894
2019-20	866,499	698,474	86,459	1,260,570	201,070	132,183	-	89,736	-	5,293	-	-10,565	-	3,329,719
2020-21	823,331	667,636	28,847	1,006,451	42,209	91,329	-	17,820	5,492	-	-	-	-	2,683,115
2021-22*	404,418	219,841	865	1,413,855	53,738	27,341	-	157,438	-	-	-	50,097	-	2,327,593
Total	\$ 6,549,101	\$ 6,999,786	\$6,737,126	\$ 11,390,115	\$2,227,614	\$1,071,987	\$ 99,075	\$2,237,115	\$ 7,520,578	\$ 662,927	\$ 17,868	\$ 39,532	\$ -	\$ 45,552,824

*Note: Tables 1 and 2 reflect 2021-22 case referral activity and expenditures as of March 31, 2022.

From 2012-13 through 2018-19, the ACP experienced a sharp increase in conflict assignments involving complex and high exposure issues. Expenditures in 2020-21 were lower than the prior seven years due to decreased activity resulting from the pandemic. The referral rate of new conflict case assignments to the ACP increased significantly in 2021-22 due in part to the addition of Workers' Compensation matters. Through the first three quarters of 2021-22, the ACP received more case referrals than at any point in its history. At the current pace, the ACP will receive more than 50 case referrals in 2021-22. In addition, a high number of existing cases are anticipated to increase in activity during 2022-23 as jury trials that were delayed due to the pandemic are beginning to be rescheduled.

BUSINESS IMPROVEMENT DISTRICT TRUST FUND

BASIS FOR THE PROPOSED BUDGET

The 2022-23 Proposed Budget for the Business Improvement District Trust Fund relates to current year funding as follows:

	Amount	% Change
2021-22 Adopted Budget	\$ 3,622,858	
2022-23 Proposed Budget	\$ 3,736,652	
Change from 2021-22 Budget	\$ 113,794	3.1%

The Business Improvement District Trust Fund was established by Mayor and Council (C.F. 96-0482) to provide seed money for the formation of Business Improvement Districts (BIDs) and to pay assessments and general benefit obligations on City-owned properties within the boundaries of active BIDs. The seed money is used to retain consultants who work on behalf of new or renewing BIDs to conduct feasibility studies and perform other activities related to BID formation. The City's BID policy allows up to \$75,000 to be made available in the form of a grant for feasibility studies. There are currently 42 established BIDs, three BIDs in various stages of formation, and five in the renewal process.

The proposed General Fund appropriation of \$3,736,652 will fund the following items: 1) mandatory assessments on City-owned property located within BIDs (\$1,936,236), 2) general benefit obligations (\$1,454,220), 3) trash liners for the BIDs provided by the Board of Public Works Office of Community Beautification (\$150,000), 4) assessments due from CRA/LA owned properties (\$21,919), and 5) an unfunded salaries shortfall (\$174,277) due to insufficient BID recovery fee revenue.

THIS PAGE INTENTIONALLY LEFT BLANK

CAPITAL FINANCE ADMINISTRATION FUND

BASIS FOR THE PROPOSED BUDGET

The 2022-23 Proposed Budget for the Capital Finance Administration (CFA) Fund relates to current year funding as follows:

	Amount	% Change
2021-22 Adopted Budget	\$ 251,986,609	
2022-23 Proposed Budget	\$ 256,146,081	
Change from 2021-22 Budget	\$ 4,159,472	1.7%

The CFA Fund is a special purpose fund established to consolidate long-term City debt financing program expenditures, excluding general obligation bonds and revenue bonds. These financing programs mostly use a lease or "lease purchase" paid from General Fund appropriations and the sale of public securities (either lease revenue bonds, notes, or certificates of participation) to acquire and improve various facilities and capital equipment items for use by City departments.

The City Administrative Officer administers the CFA. Budgeted within the CFA Fund are the lease payments required by each financing's lease and trust indenture, as well as any trustee fees or other administrative expenses required under the terms of the financing. All unencumbered balances remaining at the end of the fiscal year revert to the Reserve Fund. All items within this budget are a requirement of the respective leases and trust indentures. The financings were primarily issued through the Municipal Improvement Corporation of Los Angeles (MICLA).

BUDGET HIGHLIGHTS:

The Proposed Budget reflects the following line items:

1. The final lease payments on the MICLA Lease Revenue Refunding Bonds, Series 2015-A (Los Angeles Convention Center) in the amount of \$16.58 million will be paid in 2022-23, which represents a \$34.08 million decrease from the 2021-22 Adopted Budget (line items no. 4 and 5). In anticipation of the potential annual debt service payments associated with the Los Angeles Convention Center Expansion Project, \$34.08 million is added in 2022-23 and \$50 million annually thereafter (line item no. 6).
2. The MICLA Lease Revenue Bonds, Series 2021-C (Capital Equipment and Real Property) were issued in December 2021 to refinance MICLA commercial paper notes used to pay for capital equipment and capital improvements to City facilities. The lease payments are reflected on the following page as line item no. 24.
3. The final lease payments on the MICLA Certificates of Participation, Series 2002 AS (Pershing Square Refunding) and MICLA Lease Obligations, Series 2011-A (Qualified Energy Conservation Bonds) were paid in 2021-22 (line items no. 1 and 3).

Capital Finance Administration Fund
Lease Payments for Outstanding and Proposed Lease Revenue Obligations

Capital Finance Administration Fund

	Adopted 2021-22	Proposed 2022-23	2023-24	2024-25	2025-26	2026-27	2027-28
1) MICLA AS (Pershing Square Refunding 2002)	225,500	--	--	--	--	--	--
2) MICLA 2010-C (Real Property) (Recovery Zone Econ. Dev. Bonds - Taxable)	1,537,972	1,539,860	1,537,807	1,536,774	1,537,659	1,536,168	1,536,813
3) MICLA 2011-A (Qualified Energy Conservation Bonds)	4,830,179	--	--	--	--	--	--
4) MICLA 2015-A (LA Convention Center)	47,207,136	13,136,774	--	--	--	--	--
5) MICLA 2015-A (Refunding of Staples Arena 1998-A)	3,452,789	3,445,795	--	--	--	--	--
6) Reserve for Convention Center Expansion Future Debt Issuance	--	34,077,356	50,000,000	50,000,000	50,000,000	50,000,000	50,000,000
7) MICLA Street Lighting 2016	3,587,880	3,587,880	3,587,880	--	--	--	--
8) MICLA 2016-A (Refunding) (Capital Equipment)	14,711,400	14,711,225	14,715,700	14,706,400	16,891,800	17,241,625	--
9) MICLA 2016-B (Refunding) (Figueroa Plaza)	13,736,550	13,754,700	13,766,125	13,768,350	13,775,875	13,785,650	13,789,400
10) MICLA 2016-B (Refunding) (Motor Transport Division Building)	5,671,625	5,679,725	5,681,325	5,683,500	5,686,000	5,688,550	5,687,975
11) MICLA 2016-B (Refunding) (Police Headquarters)	20,849,575	20,837,850	20,821,625	20,808,625	20,807,650	20,802,525	20,795,375
12) MICLA 2016-B (Refunding) (Public Works Building)	9,345,700	9,344,300	9,341,875	9,342,975	9,342,175	9,342,850	9,344,200
13) MICLA Street Lighting 2017	4,469,649	4,469,877	4,469,877	4,469,877	4,469,877	4,469,877	--
14) MICLA 2018-A (Capital Equipment)	6,994,625	6,995,375	6,992,875	6,996,375	6,995,125	6,993,500	6,995,625
15) MICLA 2018-B (Real Property)	2,500,125	2,499,000	2,500,000	2,502,875	2,502,500	2,503,750	2,501,500
16) MICLA 2018-C (Refunding - Taxable) (Real Property)	3,000,234	3,003,061	3,005,848	3,013,827	3,021,741	3,019,426	3,030,914
17) MICLA Street Lighting 2019	2,177,501	2,177,501	2,177,501	2,177,501	2,177,501	2,177,501	2,177,501
18) MICLA Street Lighting 2020	988,184	988,184	988,184	988,184	988,184	988,184	988,184
19) MICLA 2020-A (Capital Equipment)	10,763,875	10,765,500	10,764,500	10,765,000	10,766,000	10,766,500	10,765,500
20) MICLA 2020-B (Refunding) (Real Property)	11,292,375	11,289,750	11,291,750	7,553,125	4,081,750	4,085,250	4,083,750
21) MICLA 2020-C (Refunding - Taxable) (Real Property)	24,307,068	11,841,139	11,823,083	10,604,649	10,600,528	9,912,774	3,912,141
22) MICLA 2021-A (Refunding - Taxable) (Capital Equipment and Real Property)	7,924,925	21,995,050	21,982,729	21,969,271	20,206,177	9,709,072	10,529,911
23) MICLA 2021-B (Refunding - Tax Exempt) (Capital Equipment and Real Property)	3,502,858	3,024,050	3,024,050	3,024,050	4,777,100	15,246,450	14,401,525
24) MICLA 2021-C (Capital Equipment and Real Property)	--	15,261,625	15,264,375	15,266,625	15,262,500	15,270,750	15,265,250
25) Debt Service on EWDD Projects	1,272,943	1,369,316	1,363,435	2,840,301	615,877	628,639	641,207
26) Refinancing of Parking Revenue Bonds	4,183,538	4,181,002	4,183,859	4,184,638	4,181,169	4,184,366	--
27) Police Vehicles 2017 Lease Purchase	3,587,249	3,550,900	--	--	--	--	--
28) Police and Fire Radios 2017 Lease Purchase	9,214,286	9,214,286	9,214,286	9,214,286	--	--	--
29) Commercial Paper Program	17,245,868	10,000,000	10,000,000	10,000,000	10,000,000	10,000,000	10,000,000
30) Refunding of Commercial Paper	11,000,000	11,000,000	22,000,000	33,000,000	44,000,000	55,000,000	66,000,000
31) LA Convention Center Commercial Paper	2,000,000	2,000,000	2,000,000	2,000,000	2,000,000	2,000,000	2,000,000
Lease Payment Subtotal	\$ 251,581,609	\$ 255,741,081	\$ 262,498,689	\$ 266,417,208	\$ 264,687,188	\$ 275,353,407	\$ 254,446,771
32) General Administration	350,000	350,000	350,000	350,000	350,000	350,000	350,000
33) Trustee Fees	55,000	55,000	55,000	55,000	55,000	55,000	55,000
TOTAL	\$ 251,986,609	\$ 256,146,081	\$ 262,903,689	\$ 266,822,208	\$ 265,092,188	\$ 275,758,407	\$ 254,851,771

Lease Payments for Outstanding and Proposed Lease Revenue Obligations Detail

1. Pershing Square Refunding, Program AS (Certificates of Participation, 2002)

The proceeds of this issuance were used to refund the 1992 Pershing Square Certificates of Participation, which financed the construction, design, and installation of improvements at Pershing Square. Funding for lease payments and City administrative costs is provided through Mello-Roos assessments on various properties in the vicinity of Pershing Square. Lease payments are paid from the Pershing Square Special Trust Fund (Schedule 29).

Lessor: Municipal Improvement Corporation of Los Angeles
 Amount of Principal: \$ 7,655,000
 Principal Outstanding, July 1, 2022: --
 Final Payment: 2021-22

2022-23 MICLA AS (Pershing Square Refunding, 2002) Lease Payment: \$ _____ --

2. MICLA Lease Revenue Bonds, Series 2010-C (Recovery Zone Economic Development Bonds)

The proceeds of this issuance were used to refinance the MICLA Commercial Paper notes borrowed for the capital improvements to various City facilities, including El Pueblo, Figueroa Plaza buildings, and Asphalt Plant No. 1. MICLA has designated these taxable bonds as Recovery Zone Economic Development Bonds, which allow the City to receive from the federal government direct credit subsidy payments equal to 45 percent of the interest payable to bondholders. Pursuant to the requirements of the Balanced Budget and Emergency Deficit Control Act of 1985, as amended, refund payments to certain state and local government filers claiming refundable credits under section 6431 of the Internal Revenue Code to certain qualified bonds are subject to sequestration. Currently, the federal fiscal year 2022 sequestration rate is 5.7 percent. This means the direct credit subsidy payments for these bonds will be reduced by that amount.

Lessor: Municipal Improvement Corporation of Los Angeles
 Amount of Principal: \$ 18,170,000
 Principal Outstanding, July 1, 2022: 15,225,000
 Final Payment: 2040-41

2022-23 MICLA 2010-C (Real Property) Lease Payment: \$ 1,539,860

3. MICLA Lease Obligations, Series 2011-A (Qualified Energy Conservation Bonds)

The proceeds of this issuance were used for the energy retrofit of 52 buildings located in the City. In the first three years, lease payments on these bonds were paid with federal Energy Efficiency and Conservation Block Grant monies. In subsequent years, lease payments are offset from savings generated by the energy retrofit of the buildings. MICLA designated these taxable bonds as Qualified Energy Conservation Bonds, which allowed the City to receive from the federal government direct credit subsidy payments equal to 70 percent of the interest payable to bondholders. This issuance was completed through a direct loan with a bank. These obligations are no longer outstanding as they were prepaid in full on October 1, 2021.

Lessor: Municipal Improvement Corporation of Los Angeles
 Amount of Principal: \$ 11,920,000
 Principal Outstanding, July 1, 2022: --
 Final Payment: 2021-22

2022-23 MICLA 2011-A (Qualified Energy Conservation Bonds) Lease Payment: \$ _____ --

4. **MICLA Lease Revenue Bonds, Refunding Series 2015-A (Los Angeles Convention Center)**

The majority of the proceeds of this issuance were used to refund the Los Angeles Convention Center and Exhibition Center Authority Lease Revenue Bonds, Refunding Series 2008, which financed the construction, design, and installation of improvements at the Los Angeles Convention Center. Proceeds were also used to refinance MICLA Commercial Paper notes borrowed for capital improvements to the Los Angeles Convention Center.

Lessor: Municipal Improvement Corporation of Los Angeles
 Amount of Principal: \$ 270,595,000
 Principal Outstanding, July 1, 2022: 12,905,000
 Final Payment: 2022-23

2022-23 MICLA 2015-A (LA Convention Center) Lease Payment: \$ 13,136,774

5. **MICLA Lease Revenue Bonds, Refunding Series 2015-A (Staples Arena, 1998-A)**

The proceeds of this issuance were used to refund the Los Angeles Convention Center Taxable Lease Revenue Bonds, Series 1998 (Staples Arena), which were used to fund a portion of the City's contribution towards the development of the Staples Center. Lease payments are paid from the Staples Center Trust Fund (Schedule 31).

Lessor: Municipal Improvement Corporation of Los Angeles
 Amount of Principal: \$ 21,820,000
 Principal Outstanding, July 1, 2022: 3,385,000
 Final Payment: 2022-23

2022-23 MICLA 2015-A (Refunding of Staples 1998-A) Lease Payment: \$ 3,445,795

6. **Reserve for Convention Center Expansion Future Debt Issuance**

This amount represents the potential debt service payments on future obligations associated with the Los Angeles Convention Center Expansion Project.

2022-23 Reserve for Convention Center Future Debt Issuance Lease Payment: \$ 34,077,356

7. **MICLA Street Lighting 2016 (Lease Obligations)**

The proceeds from this issuance were used to refinance Bureau of Street Lighting outstanding loans and provide future funding for the conversion of existing streetlights to energy efficient light emitting diode (LED) lighting and other improvements to the City's street lighting system. This issuance was completed through a direct loan with a bank. Lease payments are paid from the Street Lighting Maintenance Assessment Fund (Schedule 19).

Lessor: Municipal Improvement Corporation of Los Angeles
 Amount of Principal: \$ 26,368,865
 Principal Outstanding, July 1, 2022: 6,997,334
 Final Payment: 2023-24

2022-23 MICLA Street lighting 2016 Lease Payment: \$ 3,587,880

8. **MICLA Lease Revenue Bonds, Refunding Series 2016-A (Capital Equipment)**

The proceeds of this issuance were used to refinance the MICLA Commercial Paper notes borrowed to acquire various capital equipment items and refund MICLA 2008-A bonds, previously used to purchase capital equipment.

Lessor: Municipal Improvement Corporation of Los Angeles
 Amount of Principal: \$ 125,235,000
 Principal Outstanding, July 1, 2022: 69,695,000
 Final Payment: 2026-27

2022-23 MICLA 2016-A (Capital Equipment) Lease Payment \$ 14,711,225

9. MICLA Lease Revenue Bonds, Refunding Series 2016-B (Figueroa Plaza)

The proceeds of this issuance were in large part used to refund MICLA 2007-B1 bonds and MICLA 2007-B2 bonds. A lesser part of the proceeds were used to refinance MICLA Commercial Paper Notes borrowed for capital improvements to various City facilities. This issuance also provided financing for new capital improvements to various City facilities, including the Figueroa Plaza buildings. Lease payments are partially derived from the Building and Safety Building Permit Fund (Schedule 40) and Cannabis Regulation Special Revenue Fund (Schedule 33).

Lessor: Municipal Improvement Corporation of Los Angeles
 Amount of Principal: \$ 194,365,000
 Principal Outstanding, July 1, 2022: 156,615,000
 Final Payment: 2039-40

2022-23 MICLA 2016-B (Figueroa Plaza) Lease Payment: \$ 13,754,700

10. MICLA Lease Revenue Bonds, Refunding Series 2016-B (Motor Transport Division Property)

The proceeds of this issuance attributable to the Motor Transport Division (MTD) Property were used to refund the MICLA 2008-B bonds, which were used to acquire the MTD land, and MICLA 2009-E bonds. Lease payments are partially derived from the Special Parking Revenue Fund (Schedule 11).

Lessor: Municipal Improvement Corporation of Los Angeles
 Amount of Principal: \$ 82,060,000
 Principal Outstanding, July 1, 2022: 68,785,000
 Final Payment: 2039-40

2022-23 MICLA 2016-B (MTD Building) Lease Payment: \$ 5,679,725

11. MICLA Lease Revenue Bonds, Refunding Series 2016-B (Police Headquarters Facility)

The proceeds of these bonds were used to refund MICLA 2006-A bonds, which were in large part used to construct the Police Headquarters Facility. A lesser part of these proceeds were used to refinance MICLA Commercial Paper Notes used to make capital improvements to various City facilities. This issuance also provided financing for new capital improvements to various City facilities, including the Police Headquarters Facility.

Lessor: Municipal Improvement Corporation of Los Angeles
 Amount of Principal: \$ 281,480,000
 Principal Outstanding, July 1, 2022: 226,515,000
 Final Payment: 2039-40

2022-23 MICLA 2016-B (Police Headquarters) Lease Payment: \$ 20,837,850

12. MICLA Lease Revenue Bonds, Refunding Series 2016-B (Public Works Building)

The proceeds of these bonds were used to refund MICLA 2006-A bonds, which were used in part to construct the Public Works Building. Lease payments are partly derived from the Sewer Construction and Maintenance Fund (Schedule 14).

Lessor: Municipal Improvement Corporation of Los Angeles
 Amount of Principal: \$ 127,365,000
 Principal Outstanding, July 1, 2022: 103,930,000
 Final Payment: 2039-40

2022-23 MICLA 2016-B (Public Works Building) Lease Payment: \$ 9,344,300

13. MICLA Street Lighting 2017 (Lease Obligations)

The proceeds from this issuance were used to fund the conversion of existing streetlights to energy efficient light emitting diode (LED) lighting and other improvements to the City's street lighting system. This issuance was completed through a direct loan with a bank. Lease payments are paid from the Street Lighting Maintenance Assessment Fund (Schedule 19).

Lessor: Municipal Improvement Corporation of Los Angeles
 Amount of Principal: \$ 39,297,800
 Principal Outstanding, July 1, 2022: 20,908,957
 Final Payment: 2026-27

2022-23 MICLA Street Lighting 2017 Lease Payment: \$ 4,469,877

14. MICLA Lease Revenue Bonds, Series 2018-A (Capital Equipment)

The proceeds of this issuance were used to refinance the MICLA Commercial Paper notes borrowed to acquire various capital equipment items.

Lessor: Municipal Improvement Corporation of Los Angeles
 Amount of Principal: \$ 54,430,000
 Principal Outstanding, July 1, 2022: 36,265,000
 Final Payment: 2027-28

2022-23 MICLA 2018-A (Capital Equipment) Lease Payment \$ 6,995,375

15. MICLA Lease Revenue Bonds, Series 2018-B (Real Property)

The proceeds of this issuance were used to refinance the MICLA Commercial Paper notes borrowed for the capital improvements to various City facilities.

Lessor: Municipal Improvement Corporation of Los Angeles
 Amount of Principal: \$ 31,270,000
 Principal Outstanding, July 1, 2022: 27,555,000
 Final Payment: 2037-38

2022-23 MICLA 2018-B (Real Property) Lease Payment \$ 2,499,000

16. MICLA Lease Revenue Refunding Bonds, Series 2018-C (Real Property - Taxable)

The proceeds of these taxable bonds were used to refund MICLA AK Taxable Certificates of Participation (Hollywood and Highland Project, Dolby Theater).

Lessor: Municipal Improvement Corporation of Los Angeles
 Amount of Principal: \$ 25,630,000
 Principal Outstanding, July 1, 2022: 16,425,000
 Final Payment: 2027-28

2022-23 MICLA 2018-C (Real Property) Lease Payment \$ 3,003,061

17. MICLA Street Lighting 2019 (Lease Obligations)

The proceeds from this issuance were used to fund the conversion of existing streetlights to energy efficient light emitting diode (LED) lighting and other improvements to the City's street lighting system. This issuance was completed through a direct loan with a bank. Lease payments are paid from the Street Lighting Maintenance Assessment Fund (Schedule 19).

Lessor: Municipal Improvement Corporation of Los Angeles
 Amount of Principal: \$ 17,845,462
 Principal Outstanding, July 1, 2022: 14,152,643
 Final Payment: 2028-29

2022-23 MICLA Street Lighting 2019 Lease Payment: \$ 2,177,501

18. MICLA Street Lighting 2020 (Lease Obligations)

The proceeds from this issuance will be used to fund the final conversions of existing streetlights to energy efficient light emitting diode (LED) lighting and other improvements to the City's street lighting system. Lease payments will be paid from the Street Lighting Maintenance Assessment Fund (Schedule 19).

Lessor: Municipal Improvement Corporation of Los Angeles
 Amount of Principal: \$ 9,088,273
 Principal Outstanding, July 1, 2022: 8,301,948
 Final Payment: 2030-31

2022-23 MICLA Street Lighting 2020 Lease Payment: \$ 988,184

19. MICLA Lease Revenue Bonds, Series 2020-A (Capital Equipment)

The proceeds of this issuance were used to refinance the MICLA Commercial Paper notes borrowed to acquire various capital equipment items.

Lessor: Municipal Improvement Corporation of Los Angeles
 Amount of Principal: \$ 84,725,000
 Principal Outstanding, July 1, 2022: 78,030,000
 Final Payment: 2030-31

2022-23 MICLA 2020-A (Capital Equipment) Lease Payment \$ 10,765,500

20. MICLA Lease Revenue Refunding Bonds, Series 2020-B (Real Property)

The proceeds of this issuance were used to refinance the MICLA Commercial Paper notes borrowed for the capital improvements to various City facilities and for the refunding of the MICLA Lease Obligations, Series 2014 (Capital Equipment).

Lessor: Municipal Improvement Corporation of Los Angeles
 Amount of Principal: \$ 80,850,000
 Principal Outstanding, July 1, 2022: 66,870,000
 Final Payment: 2040-41

2022-23 MICLA 2020-B (Real Property) Lease Payment \$ 11,289,750

21. MICLA Lease Revenue Refunding Bonds, Series 2020-C (Real Property - Taxable)

The proceeds of these taxable bonds were used to refund MICLA Lease Revenue Bonds, Series 2012-A (Capital Equipment), MICLA Lease Revenue Bonds, Series 2012-B (Real Property), and MICLA Lease Revenue Refunding Bonds, Series 2012-C (Real Property).

Lessor: Municipal Improvement Corporation of Los Angeles
 Amount of Principal: \$ 102,265,000
 Principal Outstanding, July 1, 2022: 79,075,000
 Final Payment: 2041-42

2022-23 MICLA 2020-C (Real Property) Lease Payment \$ 11,841,139

22. **MICLA Lease Revenue Refunding Bonds, Series 2021-A (Capital Equipment and Real Property) (Taxable)**

The proceeds of these taxable bonds were used to advance refund the MICLA Lease Revenue Bonds, Series 2014-A (Real Property), MICLA Lease Revenue Refunding Bonds, Series 2014-B (Real Property), MICLA Lease Revenue Bonds, Series 2019-A (Capital Equipment), and MICLA Lease Revenue Refunding Bonds, Series 2019-B (Real Property).

Lessor: Municipal Improvement Corporation of Los Angeles
 Amount of Principal: \$ 177,470,000
 Principal Outstanding, July 1, 2022: 172,405,000
 Final Payment: 2038-39

2022-23 MICLA 2021-A (Capital Equipment & Real Property) Lease Payment \$ 21,995,050

23. **MICLA Lease Revenue Refunding Bonds, Series 2021-B (Capital Equipment and Real Property)**

The proceeds of these bonds were used to refund the MICLA Lease Revenue Bonds, Series 2019-A (Capital Equipment) and MICLA Lease Revenue Refunding Bonds, Series 2019-B (Real Property).

Lessor: Municipal Improvement Corporation of Los Angeles
 Amount of Principal: \$ 60,481,000
 Principal Outstanding, July 1, 2022: 60,481,000
 Final Payment: 2038-39

2022-23 MICLA 2021-B (Capital Equipment & Real Property) Lease Payment \$ 3,024,050

24. **MICLA Lease Revenue Bonds, Series 2021-C (Capital Equipment and Real Property)**

The proceeds of this issuance were used to refinance the MICLA Commercial Paper notes borrowed to acquire various capital equipment and real property and for capital improvements to various City facilities.

Lessor: Municipal Improvement Corporation of Los Angeles
 Amount of Principal: \$ 154,205,000
 Principal Outstanding, July 1, 2022: 154,205,000
 Final Payment: 2041-42

2022-23 MICLA 2021-C (Capital Equipment & Real Property) Lease Payment \$ 15,261,625

25. **Debt Service on Economic and Workforce Development Department (EWDD) Projects**

This item reflects annual debt service payments on three projects: Chesterfield Square (C.F. 00-1579-S2), Lawry's California Center (C.F. 98-1953), and Plaza Pacoima (C.F. 08-1811). Administration of these projects remains with EWDD.

2022-23 Debt Service on EWDD Projects: \$ 1,369,316

26. **Refinancing of Parking Revenue Bonds (Lease Revenue Notes)**

In November 2013, MICLA Commercial Paper notes were issued to redeem the 1999-A and 2003-A Parking Revenue Bonds. Lease payments are paid from the Special Parking Revenue Fund (Schedule 11).

2022-23 Commercial Paper Lease Payment: \$ 4,181,002

27. Police Vehicles 2017 Lease Purchase

The proceeds of this lease purchase were used to purchase 180 black and white vehicles, 152 undercover vehicles, and 130 emergency vehicles that had met or exceeded the extended replacement criteria for the Police Department.

Lessor: JP Morgan Chase Bank, N.A.
 Amount of Principal: \$ 21,110,000
 Principal Outstanding, July 1, 2022: 3,520,413
 Final Payment: 2022-23

2022-23 Police Vehicle Lease Payment \$ 3,550,900

28. Police and Fire Radios 2017 Lease Purchase

The proceeds of this lease purchase financing were used to purchase 11,500 Police handheld radios, 4,500 Police vehicle radios, 3,500 Fire handheld radios, and related equipment for the Police and Fire Departments.

Lessor: Motorola Solutions, Inc.
 Amount of Principal: \$ 61,208,432
 Principal Outstanding, July 1, 2022: 26,992,042
 Final Payment: 2024-25

2022-23 Police and Fire Radios Lease Payment \$ 9,214,286

29. MICLA Commercial Paper Program (Lease Revenue Notes)

The MICLA commercial paper (CP) program is authorized to issue up to \$425 million in lease revenue CP notes to finance and refinance capital equipment, the acquisition and improvement of real property, and other financing needs of the City. The lease payment amount pays for interest expenses and all fees related to the CP Program.

Lessor: Municipal Improvement Corporation of Los Angeles

2022-23 MICLA Commercial Paper Program Lease Payment: \$ 10,000,000

30. Refunding of Commercial Paper

Approximately every year, outstanding MICLA commercial paper notes are refinanced into long-term bonds when the maximum capacity is approached. This amount represents the estimated debt service payments to be paid on future obligations that is expected to be issued in 2022-23.

Lessor: Municipal Improvement Corporation of Los Angeles

2022-23 Commercial Paper Program Refinancing Lease Payment: \$ 11,000,000

31. Los Angeles Convention Center Commercial (LACC) Paper Program (Lease Revenue Notes)

The LACC MICLA Commercial Paper Program was established to effectively manage capital expenditures and subsequent bond issuances. This amount is an estimate of the lease payment and related fees to be paid in 2022-23.

2022-23 LACC Commercial Paper Lease Payment: \$ 2,000,000

32. General Administration

Funds are provided for arbitrage calculations, municipal advisory services, tax filings, and related administrative expenses.

Amount required: \$ 350,000

33. **Trustee Fees**

Funds are provided for trustee services required pursuant to the terms of each Bond Indenture.

Amount required: \$ 55,000

2022-23 PROPOSED LEASE FINANCING ADMINISTRATION PROGRAM **\$ 256,146,081**

2022-23 Proposed MICLA Acquisitions

<u>CAPITAL EQUIPMENT</u>	<u>Funding</u>	<u>Estimated Interest¹</u>
1. Bureau of Sanitation (BOS) Comprehensive Cleaning and Rapid Engagement (CARE) Vehicles Purchase	18,811,000	6,145,000
2. BOS Solid Resources Program Vehicles and Equipment	5,000,000	1,633,000
3. Bureau of Street Lighting Electric Vehicle Charging Stations ^{2 3}	2,400,000	784,000
4. Bureau of Street Services Electric Vehicles - Consolidated Equipment ²	3,410,000	1,114,000
5. Fire Department (Fire) Helicopter Replacement	2,600,000	849,000
6. Fire Vehicle Replacement	20,000,000	6,534,000
7. Fire Voice Radio System Upgrade (Phase II)	4,000,000	1,307,000
8. General Services Department Vehicle and Equipment Replacement	8,000,000	2,613,000
9. Information Technology Agency (ITA) Public Safety Radio Infrastructure Replacement	1,200,000	392,000
10. ITA Simulcast Trunk Radio System Replacement	3,900,000	1,274,000
11. Police Helicopter Replacement	7,351,537	2,402,000
12. Police Vehicle Replacement	9,378,000	3,064,000
13. Zoo Department (Zoo) Computer Tomography Scanner	1,182,831	386,000
14. Zoo Electric Utility Golf Carts ²	40,000	13,000
SUBTOTAL	<u>\$ 87,273,368</u>	<u>\$ 28,510,000</u>
<u>CTIEP – MUNICIPAL FACILITIES</u>		
15. Arlington Livability Services Division (LSD) Regional Facility	488,721	329,000
16. Asphalt Plant I - Annex Site Improvements ²	8,629,774	5,813,000
17. Asphalt Plant I - Recycled Asphalt Pavement Canopy Structure ²	230,000	155,000
18. Barnsdall Park - Residence A	1,600,000	1,078,000
19. Bridge Improvement Program (BIP) - Program Contingency	400,000	269,000
20. Building Equipment Lifecycle Replacement	2,500,000	1,684,000
21. Capital Program - Bureau of Street Services	750,000	505,000
22. Capital Program - Figueroa Plaza Buildings	549,000	370,000
23. Capital Program - Public Works Building	1,514,625	1,020,000

¹ Estimated interest is based on 5.5% interest paid over the life of the bonds. Actual interest rate will depend on market conditions at the time of bond issuance.

² Funding to support climate goals as outlined in the Mayor's Green New Deal (2019) and in alignment with the Green Bond Principles established by the International Capital Market Association.

³ Of this amount, \$1,200,000 is contingent on a fully executed memorandum of understanding with the Los Angeles Department of Water and Power.

24. Capital Program - Van Nuys Civic Center	225,000	152,000
25. Capital Program - Zoo	500,000	337,000
26. City Hall Entry Doors	600,000	404,000
27. Citywide Infrastructure Improvements	1,000,000	674,000
28. Citywide Roof Capital Repairs	760,000	512,000
29. Donald C. Tillman LSD Regional Facility	312,963	211,000
30. Electric Vehicle Charger Infrastructure ²	2,100,000	1,415,000
31. Electric Vehicle Charger Installation and Power Upgrades - Police ²	1,000,000	674,000
32. Electric Vehicles Infrastructure for Yards and Facilities ²	2,000,000	1,347,000
33. Engine Company 23 Junior Arts Center	1,650,000	1,111,000
34. Fire Station Alerting System Replacement	500,000	337,000
35. Fire Station No. 4 Facade Replacement	955,000	643,000
36. Fire Station No. 39 Improvements	330,000	222,000
37. Fuel Management System Upgrade - Phase II	2,000,000	1,347,000
38. Harbor LSD Regional Facility	523,118	352,000
39. Hollywood Recreation Center Phase II - Modern Gymnasium	1,100,000	741,000
40. Lankershim Art Center Improvements and Habitability Repairs	4,000,000	2,694,000
41. MEND Building Renovation	1,215,256	819,000
42. Municipal Buildings Energy and Water Management and Conservation ²	1,366,000	920,000
43. North Central Animal Shelter Kennel Repair/Renovation	1,500,000	1,010,000
44. North Hollywood Park Redesign	1,500,000	1,010,000
45. Old Arlington (Washington Irving) Library	750,000	505,000
46. Parking Lots 2 and 7 Redesign	1,990,000	1,340,000
47. Pio Pico Library Pocket Park and Underground Parking ²	700,000	472,000
48. Public Safety Facilities - Animal Services	350,000	236,000
49. Public Safety Facilities - Fire	500,000	337,000
50. Public Safety Facilities - Police	700,000	472,000
51. Public Safety Facilities - Police Administration Building	280,000	189,000
52. Reseda Roller Skating Rink and Ice Skating Facility	1,500,000	1,010,000
53. Reseda Theatre Roof Rehabilitation	450,000	303,000

² Funding to support climate goals as outlined in the Mayor's Green New Deal (2019) and in alignment with the Green Bond Principles established by the International Capital Market Association.

54. Serrania Park Restroom	862,101	581,000
55. Sheldon Arleta Phase III C - Baseball Field and Picnic Area ²	700,000	472,000
56. Sixth Street Viaduct Replacement Project - Continued Construction Funding	800,000	539,000
57. Slauson and Wall Concrete Removal ²	2,557,079	1,722,000
58. Slauson Connect Recreation Center Site Art Installations and Furniture, Fixtures, and Equipment	3,501,827	2,359,000
59. Slauson LSD Regional Facility	488,721	329,000
60. Southeast Yard Fire Damaged Buildings Demolition and Reconstruction	1,000,000	674,000
61. Space Optimization Tenant Work	4,500,000	3,031,000
62. Studio City Recreation Center - New Gymnasium	3,390,000	2,283,000
63. Sun Valley Youth Arts Center Studio - Patio Conversion	472,204	318,000
64. Taylor Yard G2 River Park ²	2,951,007	1,988,000
65. Taylor Yard G2 River Park - Utilities ²	500,000	337,000
66. Venice Public Parking Structure	11,645,634	7,844,000
67. Verdugo Hills Pool and Bathhouse Rehabilitation	1,282,785	864,000
68. West Valley Police Station	1,034,000	696,000
69. Whitsett Sports Field Restroom Upgrades	400,000	269,000
70. Zoo Vision Plan Phase I	2,000,000	1,347,000
SUBTOTAL	\$ 87,104,815	\$ 58,672,000
<u>CTIEP – LOS ANGELES CONVENTION CENTER</u>		
71. ADA Remediation	2,000,000	1,347,000
72. Building Automation System Upgrade	5,400,000	3,637,000
73. Campus Lighting Control Upgrades	800,000	539,000
74. Chiller Replacement	8,400,000	5,658,000
75. Elevator Upgrades	1,285,000	866,000
76. Escalator and Elevator Modernization	350,000	236,000
77. Escalator Replacement Program	975,000	657,000
78. Exterior Sign LED Retrofit	175,000	118,000
79. Food Service Renovations and Additions	750,000	505,000
80. Security Access Controls	305,000	205,000

² Funding to support climate goals as outlined in the Mayor's Green New Deal (2019) and in alignment with the Green Bond Principles established by the International Capital Market Association.

81. Security Surveillance System	250,000	168,000
82. Sliding Door Upgrades	180,000	121,000
83. Supply and Return Motor Replacement	885,000	596,000
SUBTOTAL	<u>\$ 21,755,000</u>	<u>\$ 14,653,000</u>
CTIEP TOTAL	<u>\$ 108,859,815</u>	<u>\$ 73,325,000</u>
GRAND TOTAL	<u>\$ 196,133,183</u>	<u>\$ 101,835,000</u>

The following vehicle and capital equipment projects are included for MICLA financing in 2022-23:

1. **BUREAU OF SANITATION (BOS) COMPREHENSIVE CLEANING AND RAPID ENGAGEMENT (CARE) VEHICLES PURCHASE** — Funding is provided to purchase vehicles to support the CARE programs.
2. **BOS SOLID RESOURCES PROGRAM VEHICLES AND EQUIPMENT** — Funding is provided for replacement vehicles for the Solid Waste Resources Program.
3. **BUREAU OF STREET LIGHTING ELECTRIC VEHICLE CHARGING STATIONS** — Funding is provided for the purchase of 300 Electric Vehicle Charging units to be installed on existing street lighting poles throughout the City.
4. **BUREAU OF STREET SERVICES ELECTRIC VEHICLES - CONSOLIDATED EQUIPMENT** — Funding is provided for the acquisition of two electric bicycle lane sweepers, 16 electric pick-up trucks, four electric stake-bed trucks, and four electric box vans.
5. **FIRE DEPARTMENT (FIRE) HELICOPTER REPLACEMENT** — Funding is provided to replace one light helicopter used for command and control flights and training.
6. **FIRE VEHICLE REPLACEMENT** — Funding is provided to replace fleet equipment used for fire operations.
7. **FIRE VOICE RADIO SYSTEM UPGRADE (PHASE II)** — Funding is provided to upgrade the Department's radio system and replace all of the dispatch consoles at the primary and backup dispatch centers.
8. **GENERAL SERVICES DEPARTMENT VEHICLE AND EQUIPMENT REPLACEMENT** — Funding is provided to replace fleet equipment and vehicles for various departments.
9. **INFORMATION TECHNOLOGY AGENCY (ITA) PUBLIC SAFETY RADIO INFRASTRUCTURE REPLACEMENT** — Funding is provided for infrastructure upgrades to priority City-owned sites in need of critical repairs that are in support of public safety radio operations.
10. **ITA SIMULCAST TRUNK RADIO SYSTEM (STRS) REPLACEMENT** — Funding is provided for the replacement of the STRS core components that are needed to continue providing radio service to approximately 8,000 portable and mobile radios across various departments.
11. **POLICE HELICOPTER REPLACEMENT** — Funding is provided to replace one helicopter used to support regular police operations.
12. **POLICE VEHICLE REPLACEMENT** — Funding is provided for the acquisition of various non-patrol vehicles.
13. **ZOO DEPARTMENT (ZOO) COMPUTER TOMOGRAPHY (CT) SCANNER** — Funding is provided to purchase a CT scanner and for required retrofitting of the radiology room for Animal Health Division's staff to obtain diagnoses for animal patients.
14. **ZOO ELECTRIC UTILITY GOLF CARTS** — Funding is provided for the purchase of two new electric utility carts to facilitate access and transport staff and equipment in and around the Zoo.

The following CTIEP Municipal Facilities projects are included for MICLA financing in 2022-23:

15. **ARLINGTON LIVABILITY SERVICES DIVISION (LSD) REGIONAL FACILITY** — Phased funding is provided to develop a regional LSD facility, which includes the installation of a modular office and hygiene facilities with parking spaces for employee and operational vehicles.
16. **ASPHALT PLANT I - ANNEX SITE IMPROVEMENTS** — Phased funding is provided to complete design, bid and award, and initiate construction activities for the development of the Asphalt Plant I annex site located at East 25th Street and Harriet Street.
17. **ASPHALT PLANT I - RECYCLED ASPHALT PAVEMENT CANOPY STRUCTURE** — Phased funding is provided to complete planning and design for installation of a canopy structure that is needed in order to provide the appropriate work conditions to efficiently produce asphalt using recycled materials.
18. **BARNSDALL PARK - RESIDENCE A** — Funding is provided to address the project's shortfall associated with the structural repair and seismic strengthening of the Barnsdall Park Residence A.
19. **BRIDGE IMPROVEMENT PROGRAM (BIP) - PROGRAM CONTINGENCY** — Funding is provided as a contingency for the BIP. Funding may be used towards staff cost reimbursement and cash flow management purposes for program expenditures pending federal or state reimbursement.
20. **BUILDING EQUIPMENT LIFECYCLE REPLACEMENT** — Funding is provided for the systematic replacement of aging, obsolete, and end-of-life cycle building equipment at the City's highest priority sites. Replacement projects reduce building maintenance expenses by minimizing costly repairs and ensuring City facilities have reliable and safe equipment.
21. **CAPITAL PROGRAM - BUREAU OF STREET SERVICES** — Funding is provided to address safety hazards and regulatory compliance issues at yards and shops facilities operated by the Bureau of Street Services.
22. **CAPITAL PROGRAM - FIGUEROA PLAZA BUILDINGS** — Funding is provided for capital repairs and improvements at the Figueroa Plaza Buildings to safeguard the City's investment in these facilities and to provide for the health, safety, and well-being of the building's occupants and visiting members of the public.
23. **CAPITAL PROGRAM - PUBLIC WORKS BUILDING** — Funding is provided for capital repairs and improvements at the Public Works Building to safeguard the City's investment in this facility and to provide for the health, safety, and well-being of the building's occupants and visiting members of the public.
24. **CAPITAL PROGRAM - VAN NUYS CIVIC CENTER** — Funding is provided for capital repairs and infrastructure improvements at the Van Nuys City Hall complex, which serves as a City hub in the Van Nuys area, including the Marvin Braude Building.
25. **CAPITAL PROGRAM - ZOO** — Funding is provided for capital repairs and infrastructure improvements at the Los Angeles Zoo facilities.
26. **CITY HALL ENTRY DOORS** — Funding is provided for the replacement of entry doors at City Hall as a security and health provision, and to preserve historical value.
27. **CITYWIDE INFRASTRUCTURE IMPROVEMENTS** — Funding is provided to address health and safety-related infrastructure issues on a citywide basis. Projects include safety and security repairs, air-conditioning, water supply systems, fixtures, and other critical improvements.
28. **CITYWIDE ROOF CAPITAL REPAIRS** — Funding is provided to address critical roof repairs at City facilities with the most critical problems, including removal and replacement of damaged or degraded roofs, downspouts, gutters, expansion joints, waterproofing, and expanded cool roof applications.
29. **DONALD C. TILLMAN LSD REGIONAL FACILITY** — Phased funding is provided to develop a regional LSD facility, which includes the replacement of a temporary modular building with a permanent modular office building and development of parking spaces for employee and operational vehicles.
30. **ELECTRIC VEHICLE CHARGER INFRASTRUCTURE** — Funding is provided for the installation of electric vehicle charging stations at various locations for employees and public parking.
31. **ELECTRIC VEHICLE CHARGER INSTALLATION AND POWER UPGRADES - POLICE** — Funding is provided to continue the expansion of electric vehicle charging stations at multiple Police department facilities throughout the City.

32. **ELECTRIC VEHICLES INFRASTRUCTURE FOR YARDS AND FACILITIES** — Funding is provided for the development of electric vehicle infrastructure at yards operated by the Bureau of Street Services in preparation for the full electrification of all City fleet vehicles.
33. **ENGINE COMPANY 23 JUNIOR ARTS CENTER** — Funding is provided to address a funding shortfall for this Proposition K specified project to repurpose the former fire station into a Junior Arts facility located on Skid Row that would serve people experiencing homelessness and other disadvantaged youths.
34. **FIRE STATION ALERTING SYSTEM REPLACEMENT** — Funding is provided to offset a shortfall for the Fire Station Alerting System replacement project.
35. **FIRE STATION NO. 4 FACADE REPLACEMENT** — Funding is provided to offset a funding shortfall for the Fire Station No. 4 Facade Replacement project to implement repairs and reconstruction of the exterior facade.
36. **FIRE STATION NO. 39 IMPROVEMENTS** — Funding is provided to continue improvements at the Old Fire Station No. 39 in order to provide a permanent location for the Operations Valley Bureau. Improvements include the renovation of the kitchen area and an Americans with Disabilities Act (ADA) restroom.
37. **FUEL MANAGEMENT SYSTEM UPGRADE - PHASE II** — Funding is provided for Phase II upgrades to the Fuel Management System, including the installation of 170 fuel control terminals.
38. **HARBOR LSD REGIONAL FACILITY** — Phased funding is provided to retrofit an area within an existing masonry building at the Harbor yard for use by the LSD to house administrative staff who are currently using a temporary office trailer at the site.
39. **HOLLYWOOD RECREATION CENTER PHASE II - MODERN GYMNASIUM** — Funding is provided to address a funding shortfall to proceed with the replacement of the existing gymnasium with a modern facility as part of a final phase of the Proposition K specified project authorized for this facility.
40. **LANKERSHIM ART CENTER IMPROVEMENTS AND HABITABILITY REPAIRS** — Funding is provided for improvements and repairs to the Lankershim Arts Center.
41. **MEND BUILDING RENOVATION** — Funding is provided for renovation of MEND building facility's building systems as a result of vandalism.
42. **MUNICIPAL BUILDINGS ENERGY AND WATER MANAGEMENT AND CONSERVATION** — Funding is provided for required energy audits, engineering, and retrofit work at City facilities to meet energy and water conservation goals.
43. **NORTH CENTRAL ANIMAL SHELTER KENNEL REPAIR/RENOVATION** — Funding is provided to repair a section of kennels at the North Central Animal Shelter that is separating from the walls, which is impacting operations.
44. **NORTH HOLLYWOOD PARK REDESIGN** — Funding is provided for the redesign of the North Hollywood Park.
45. **OLD ARLINGTON (WASHINGTON IRVING) LIBRARY** — Funding is provided to address initial construction activities for the historic former Old Washington Irving library building.
46. **PARKING LOTS 2 AND 7 REDESIGN** — Funding is provided for the reconfiguration of Parking Lots 2 and 7 in Downtown Los Angeles, including relocation of the parking booth, communications, electrical, and other parking infrastructure to ensure public and City employee access to the maximum parking possible during and after construction of the expanded Go For Broke affordable housing development. The redesign will enable expansion of the development to 245 units of supportive and affordable housing.
47. **PIO PICO LIBRARY POCKET PARK AND UNDERGROUND PARKING** — Funding is provided to construct pocket park features, including a children's shade structure, perimeter fencing, and library facade treatments.
48. **PUBLIC SAFETY FACILITIES - ANIMAL SERVICES** — Funding is provided to support ongoing capital improvements at various Animal Services facilities.
49. **PUBLIC SAFETY FACILITIES - FIRE** — Funding is provided to support ongoing capital improvements at various Fire Department facilities.
50. **PUBLIC SAFETY FACILITIES - POLICE** — Funding is provided to support ongoing capital improvements at various Police Department facilities.

- 51. PUBLIC SAFETY FACILITIES - POLICE ADMINISTRATION BUILDING** — Funding is provided to support ongoing capital improvements at the Police Administration Building.
- 52. RESEDA ROLLER SKATING RINK AND ICE SKATING FACILITY** — Funding is provided to offset a funding shortfall and to proceed with construction of an indoor ice skating and rollerblade rink facility as part of a Proposition K specified project that leverages multiple funding sources.
- 53. RESEDA THEATRE ROOF REHABILITATION** — Funding is provided to repair the roof of the Reseda Theatre.
- 54. SERRANIA PARK RESTROOM** — Funding is provided to address the remaining shortfall for this project. The project scope is for a new restroom construction.
- 55. SHELDON ARLETA PHASE III C - BASEBALL FIELD AND PICNIC AREA** — Funding is provided to address the remaining shortfall of a multi-phased project to convert a closed landfill into a 40-acre regional park.
- 56. SIXTH STREET VIADUCT REPLACEMENT PROJECT - CONTINUED CONSTRUCTION FUNDING** — Funding is provided for the Sixth Street Viaduct Replacement Project right-of-way, time related impacts, and other construction support costs.
- 57. SLAUSON AND WALL CONCRETE REMOVAL** — Funding is provided for legally mandated remediation work at the Slauson and Wall project site.
- 58. SLAUSON CONNECT RECREATION CENTER SITE ART INSTALLATIONS AND FURNITURE, FIXTURES, AND EQUIPMENT** — Funding is provided to address the budget shortfall for this project.
- 59. SLAUSON LSD REGIONAL FACILITY** — Phased funding is provided to develop a regional LSD facility, which includes installation of a modular office and hygiene facilities with parking spaces for employee and operational vehicles.
- 60. SOUTHEAST YARD FIRE DAMAGED BUILDINGS DEMOLITION AND RECONSTRUCTION** — Phased funding is provided to fund the demolition of existing structures and restoration of a fire-damaged Southeast Yard, which will accommodate the co-location of the Bureau of Street Services and Recreation and Parks yards and shops functions.
- 61. SPACE OPTIMIZATION TENANT WORK** — Funding is provided for tenant improvements and the relocation of City staff in accordance with the City's Space Optimization Plan.
- 62. STUDIO CITY RECREATION CENTER - NEW GYMNASIUM** — Funding is provided to offset a shortfall for the Proposition K specified project for construction of a modern gym, community center, and landscaping.
- 63. SUN VALLEY YOUTH ARTS CENTER STUDIO - PATIO CONVERSION** — Funding is provided to enclose and convert the patio at the Sun Valley Youth Arts Center into gallery space.
- 64. TAYLOR YARD G2 RIVER PARK** — Funding is provided for the planning and conceptual work needed in year-one of the estimated nine-year schedule for remediation and development of the 42-acre Taylor Yard G2 River Park Project. The completed park will restore the natural ecosystem, provide greater access to the river, and increase more green space along the Los Angeles River.
- 65. TAYLOR YARD G2 RIVER PARK - UTILITIES** — Funding is provided for the design and construction of utilities including power, domestic water, recycled water, sewer, and communications required for the full Taylor Yard G2 River Park build out.
- 66. VENICE PUBLIC PARKING STRUCTURE**— Funding is provided to offset first-year construction costs of a 240-space public parking structure, which will expand and increase the availability of beach-adjacent public parking. Funding enables the City to maximize use of its City-owned lot and proceed with the construction of a 140-unit supportive and affordable housing development, co-located on the site.
- 67. VERDUGO HILLS POOL AND BATHHOUSE REHABILITATION** — Funding is provided to proceed with major upgrades to the pool and bathhouse that have been on hold due to an unresolved shortfall that will be offset by leveraging multiple program funding sources.
- 68. WEST VALLEY POLICE STATION** — Funding is provided for infrastructure improvements at the West Valley Police Station. Improvements include replacing five rooftop heating, ventilation, and air conditioning (HVAC) package units and three HVAC split ductless systems.
- 69. WHITSETT SPORTS FIELD RESTROOM UPGRADES** — Funding is provided to replace restrooms at Whitsett Fields.

70. ZOO VISION PLAN PHASE I — Funding is provided to begin the design and construction of Phase I of the Zoo's Vision Plan. Phase I focuses on the California exhibit and the main entrance. The Vision Plan will guide physical transformation and improvement of facilities and operations of the Zoo and serve as the blueprint for transformation and modernization over the next 20 years.

The following capital improvements to the Los Angeles Convention Center (LACC) are included for MICLA financing in 2022-23:

- 71. ADA REMEDIATION** — Funding is provided to upgrade and modify sidewalks, ramps, handrails, and other priority items in exterior and public facing areas in order to improve accessibility at the LACC.
- 72. BUILDING AUTOMATION SYSTEM UPGRADE** — Funding is provided to address the commissioning and installation of the new Building Automation System (BAS), which provides centralized control of air conditioning, ventilation, lighting, and other systems. This project includes the conversion from pneumatic-controlled devices to a new direct digital control system that is more energy efficient. Project scope is associated with a multi-phased installation of the new BAS.
- 73. CAMPUS LIGHTING CONTROL UPGRADES** — Funding is provided to replace the existing campus exterior and interior lighting controls system.
- 74. CHILLER REPLACEMENT** — Funding is provided to replace four of the LACC's seven chiller units, which have reached the end of their lifecycle.
- 75. ELEVATOR UPGRADES** — Funding is provided to upgrade three elevators that have surpassed their lifecycle.
- 76. ESCALATOR AND ELEVATOR MODERNIZATION** — Funding is provided for the modernization of elevators and escalators throughout the LACC.
- 77. ESCALATOR REPLACEMENT PROGRAM** — Funding is provided for replacement of two escalators that are unable to be modernized.
- 78. EXTERIOR SIGN LED RETROFIT** — Funding is provided to retrofit four existing lighted-letter building identification signs mounted near the roof line of the LACC.
- 79. FOOD SERVICE RENOVATIONS AND ADDITIONS** — Funding is provided to renovate the food and beverage service components at the LACC, including concession stands, service pantries, walk-in freezers, and other upgrades.
- 80. SECURITY ACCESS CONTROLS** — Funding is provided to expand the existing security access control system by adding card readers and door contacts in key locations to increase security and safety throughout the LACC.
- 81. SECURITY SURVEILLANCE SYSTEM** — Funding is provided to enhance the closed-circuit television perimeter with a focus on the garage and exterior areas of the LACC.
- 82. SLIDING DOOR UPGRADES** — Funding is provided to upgrade the sliding door system at the front and side entrances of the LACC.
- 83. SUPPLY AND RETURN MOTOR REPLACEMENT** — Funding is provided to remove and replace the supply and return motors that support the building's HVAC system.

CAPITAL AND TECHNOLOGY IMPROVEMENT EXPENDITURE PROGRAM

BASIS FOR THE PROPOSED BUDGET

SUMMARY

The 2022-23 Proposed Budget for the Capital and Technology Improvement Expenditure Program (CTIEP) relates to current year funding as follows:

	General Fund	Special Funds	Total	Other Funds**
2021-22 Adopted Budget	\$ 111,694,771	\$ 357,855,813	\$ 469,550,584	\$ 135,890,240
2022-23 Proposed Budget	\$ 53,248,177	\$ 474,834,072	\$ 528,082,249	\$ 139,059,815
Change from 2021-22 Budget	\$ (58,446,594)	\$ 116,978,259	\$ 58,531,665	\$ 3,169,575
% Change	(52.3%)	32.7%	12.5%	2.3%

* Other funds consist of General Obligation (GO) Bonds and Municipal Improvement Corporation of Los Angeles (MICLA) financing. The amounts from these funds are provided for informational purposes only.

The CTIEP provides for the use of special funds for eligible capital and technology infrastructure improvements and General Fund financing of necessary capital improvements for which special fund financing is unavailable or ineligible.

The City’s Financial Policies recommend the programming of 1.5 percent of General Fund revenue to fund capital or infrastructure improvements. For 2022-23, General Fund revenues are projected to be \$7.46 billion, resulting in a 1.5 percent target totaling \$111.9 million. The 2022-23 Proposed CTIEP General Fund financing totals \$53.2 million. An additional \$17.9 million in General Fund is provided for sidewalk repairs and \$30.5 million in General Fund is provided for the Pavement Preservation Program. Therefore, the Proposed Budget allocates a total of \$101.6 million or 1.36 percent in General Fund for capital and technology infrastructure improvements.

The 2022-23 Proposed CTIEP Budget is separated into four major program categories, as summarized below:

Clean Water

This category includes the Clean Water projects funded from the Sewer Construction and Maintenance Fund. Clean Water has been developed as a separate program to reflect the conversion to an enterprise operation to support revenue bonds.

Municipal Facilities

This category includes the construction or improvement of City-owned structures and facilities such as parks, libraries, fire and police stations, yards, and shops. Funds for these projects are provided from the General Fund and various special funds. Other funds identified in the summary above include lease financing through the Municipal Improvement Corporation of Los Angeles (MICLA).

Physical Plant

This category includes a variety of watershed management, street, and street lighting projects. These projects are primarily funded by the General Fund, Measure W Local Return Fund, Measure M Local Return Fund, Measure R Local Return Fund, Road Maintenance and Rehabilitation Program Special (SB1) Fund, Special Gas Tax Improvement Fund, and Street Damage Restoration Fee Fund. All of these funds will provide for the following types of projects: flood control and pollution abatement, storm damage repair, street widening and reconstruction, street lighting, traffic control, bikeways, and water quality improvement. Other funds identified in the summary above include projects funded by the Proposition O General Obligation Bond which are handled outside the budget.

Technology

This category includes projects that represent a significant investment in technology infrastructure, including major technology systems. These projects are budgeted within the individual department that administers the project.

CTIEP Prioritization Criteria and Additional Indicators

In accordance with the City's Capital and Technology Improvement Policy (C.F. 19-1353) adopted in May 2020, the projects funded in the CTIEP were selected based on prioritization criteria outlined below:

- Category 1 Risk to Health and Safety: Projects that eliminate or mitigate health and safety hazards to City employees or the public (landfills, asbestos removal, and toxic waste).
- Category 2 Compliance with Legal, Regulatory, or other policy Mandated Requirements: Projects that are federal, state, or otherwise legally mandated, including Proposition K specified projects.
- Category 3 Resilience and Sustainability (Refer to Note 1 below): Projects that improve public health and the environment through improved water resources, air quality, reduction in greenhouse gas emissions, and habitat protection.
- Category 4 Impact to City Operations, Asset Condition, Annual Recurring Costs and Asset Longevity: Projects that impact City operation, asset conditions, and/or minimize maintenance needs by improving infrastructure and/or reducing future costs.
- Category 5 Equitable Community Investment and Economic Sustainability (Refer to Note 2 below): Projects that contribute toward economic development and/or promote social equity to benefit underserved communities, including those with low-income households, low community engagement, and low mobility or access to transportation systems.

Note 1: In an effort to identify capital investments that work towards achieving the City's climate change mitigation, resilience, and sustainability goals, projects proposed for funding in the 2022-23 budget are labeled as Green Investments if they support climate goals as outlined in the Mayor's Green New Deal (2019) and are in alignment with the Green Bond Principles established by the International Capital Market Association.

Note 2: Using the L.A. Equity Index developed by the Controller's Office, a Social Equity Index (SEI) score has been identified for site-specific projects. The SEI provides a composite score on a scale of one to 10, with lower scores representing the most disadvantaged communities within the City, and the lowest score in the City being a three. As a site-based index, the SEI scoring is not assignable to projects with a Citywide or regional impact. In these cases and as applicable to local projects within an assignable score, the intended impact of the project would also be considered as part of the funding prioritization process.

The proposed sources of funds for the CTIEP and the change from the 2021-22 Budget are as follows:

Fund	2021-22 Adopted Budget	Change	2022-23 Proposed Budget
General Fund and Special Funds			
General Fund	\$ 111,694,771	\$ (58,446,594)	\$ 53,248,177
Arts and Cultural Facilities and Services Trust Fund	29,432	(29,432)	-
Building and Safety Building Permit Fund	345,063	3,254,937	3,600,000
Citywide Recycling Trust Fund	69,432	(69,432)	-
Convention Center Revenue Fund	3,719	(3,719)	-
Measure M Local Return Fund [1]	1,485,000	13,733,313	15,218,313
Measure R Local Return Fund	-	4,700,000	4,700,000
Measure W Local Return Fund	13,548,180	1,456,164	15,004,344
Multi-Family Bulky Item Fee Fund	15,719	(15,719)	-
Park and Recreational Sites and Facilities Fund	3,100,000	-	3,100,000
Rent Stabilization Trust Fund	36,388	(36,388)	-
SB1 Road Maintenance and Rehabilitation Fund	34,945,855	23,514,625	58,460,480
Sewer Construction and Maintenance Fund	302,265,153	66,755,847	369,021,000
Sidewalk Repair Fund	35,418	(35,418)	-
Solid Waste Resources Revenue Fund	503,987	(503,987)	-
Special Gas Tax Improvement Fund	450,000	944,447	1,394,447
Stormwater Pollution Abatement Fund	800,000	(800,000)	-
Street Damage Restoration Fee Fund	19,900	3,747,939	3,767,839
Street Lighting Maintenance Assessment Fund	92,302	(92,302)	-
Systematic Code Enforcement Fee Fund	110,265	(110,265)	-
Telecommunications and Public, Educational, and Government Development	-	567,649	567,649
Total General Fund and Special Funds	<u>\$ 469,550,584</u>	<u>\$ 58,531,665</u>	<u>\$ 528,082,249</u>
Other Funds			
MICLA – Municipal Facilities [2]	\$ 107,256,082	\$ 1,603,733	\$ 108,859,815
MICLA - Technology [2]	3,634,158	1,565,842	5,200,000
General Obligation Bonds – Physical Plant [2]	<u>25,000,000</u>	<u>-</u>	<u>25,000,000</u>
Total Other Funds	<u>\$ 135,890,240</u>	<u>\$ 3,169,575</u>	<u>\$ 139,059,815</u>

The following table sets forth the proposed CTIEP for 2022-23 by project category, comparing the 2021-22 program to the 2022-23 program:

2022-23 CAPITAL AND TECHNOLOGY IMPROVEMENT EXPENDITURE PROGRAM

	2021-22 Adopted Budget	Change	2022-23 Proposed Budget
Clean Water Projects	\$ 301,569,318	\$ 67,451,682	\$ 369,021,000
Municipal Facilities Projects [3]			
Arts and Cultural Opportunities	\$ 668,569	\$ (338,082)	\$ 330,487
Buildings and Facilities	27,331,290	(354,833)	26,976,457
Recreational Opportunities	<u>3,100,000</u>	<u>-</u>	<u>3,100,000</u>
Total – Municipal Facilities	\$ 31,099,859	\$ (692,915)	\$ 30,406,944
Physical Plant Projects [1,3]			
Watershed Management [4]	\$ 23,617,414	\$ (1,881,695)	\$ 21,735,719
Street Repair and Pedestrian Improvement [4]	49,611,487	40,069,450	89,680,937
Street Lighting [4]	9,780,000	(4,360,000)	5,420,000
Contingencies [5]	<u>500,000</u>	<u>500,000</u>	<u>1,000,000</u>
Total – Physical Plant	\$ 83,508,901	\$ 34,327,755	\$ 117,836,656
Technology Projects			
Major Projects and System Replacements	\$ 25,989,470	\$ (18,571,821)	\$ 7,417,649
Citywide Infrastructure	<u>27,383,036</u>	<u>(23,983,036)</u>	<u>3,400,000</u>
Total – Technology	\$ 53,372,506	\$ (42,554,857)	\$ 10,817,649
TOTAL CAPITAL AND TECHNOLOGY IMPROVEMENT EXPENDITURE PROGRAM	\$ 469,550,584	\$ 58,531,665	\$ 528,082,249

[1] The City Administrative Officer may approve changes in the planned use of funds between the General Fund, Special Gas Tax Street Improvement Fund, SB1 Fund, Measure M Local Return Fund, Measure R Local Return Fund, Measure W Local Return Fund, and Street Damage Restoration Fee Fund for approved Projects and may approve transfers of funds not required to complete approved capital projects to other approved capital projects.

[2] MCLLA and General Obligation Bond amounts are provided for informational purposes only.

[3] The City Administrative Officer may approve transfers within the same fund of \$25,000 or 25 percent of project amounts (whichever is greater), not to exceed \$100,000, to or between eligible capital improvement projects or accounts approved by the Mayor and City Council.

[4] Subject to receipt of actual funds from the Los Angeles Metropolitan Transportation Authority, County of Los Angeles, and/or the State of California.

[5] The City Administrative Officer may approve transfers of any amount from the Contingencies Account to any project listed or any project previously approved by the Mayor and City Council.

CAPITAL AND TECHNOLOGY IMPROVEMENT EXPENDITURE PROGRAM

BASIS FOR THE PROPOSED BUDGET

CLEAN WATER

The 2022-23 Proposed Budget for the Clean Water Capital and Technology Improvement Expenditure Program (CTIEP) relates to current year funding as follows:

	Amount	% Change
2021-22 Adopted Budget	\$ 301,569,318	
2022-23 Proposed Budget	\$ 369,021,000	
Change from 2020-21 Budget	\$ 67,451,682	22.4%

The Clean Water CTIEP is administered by the Department of Public Works, Bureau of Sanitation and consists of wastewater facility improvement projects at the City’s four wastewater treatment plants and 49 pumping plants, as well as more than 6,700 miles of mainline sewers. The projects in the Clean Water CTIEP are divided into seven categories: Collection Systems, Donald C. Tillman Water Reclamation Plant, Hyperion Water Reclamation Plant, Los Angeles-Glendale Water Reclamation Plant, Pumping Plants, Terminal Island Water Reclamation Plant, and System-wide improvements.

The Clean Water CTIEP is funded entirely from Clean Water System revenues, including the Sewer Service Charge (SSC).

The current Clean Water CTIEP is focused on the ten-year Collection System Settlement Agreement (CSSA). The CSSA is a consent decree that articulates specific requirements for the wastewater collection system with the objective of reducing sewer spill risk and the associated overflow. While the ten-year term of the CSSA expired in 2014, the Bureau of Sanitation plans to continue to meet and exceed the terms of the CSSA in order to avoid future liability and protect public health.

BUDGET HIGHLIGHTS:

- Funding in the amount of \$94.8 million is provided for the construction of various collection system projects;
- Funding in the amount of \$53.8 million is provided for the development of an Advanced Wastewater Purification Facility at the Donald C. Tillman Water Reclamation Plant in order to supply advanced treated recycled water to the Hansen Spreading Grounds; and,
- Funding in the amount of \$21.2 million is provided for the development of an Advanced Wastewater Purification Facility at the Hyperion Water Reclamation Plant in order to supply advanced treated recycled water to the Los Angeles World Airports and nearby uses.

CTIEP – Clean Water

	2021-22 Adopted Budget	2022-23 Proposed Budget
WASTEWATER COLLECTION, TREATMENT, AND DISPOSAL		
Collection System	\$ 90,931,000	\$ 94,812,000
A significant portion of the Capital Program for this category reflects CSSA requirements. Funds are provided for other sewer rehabilitations, miscellaneous replacement projects, and emergency sewer repairs.		
Donald C. Tillman Water Reclamation Plant	32,798,000	78,178,000
Planned expenditures include maintenance for the Donald C. Tillman Advanced Water Purification Facility, berm improvements, and other equipment replacement.		
Hyperion Water Reclamation Plant	67,287,000	58,662,000
Planned expenditures include development of the Los Angeles World Airport Advanced Water Treatment Facility, primary tank upgrades, perimeter road improvements, headworks upgrades, standard equipment replacement, and other upgrade projects.		
Los Angeles - Glendale Water Reclamation Plant	24,769,000	40,823,000
Planned expenditures include development of the LA-Glendale Advanced Water Purification Demonstration Facility, development of the Personnel Building facility, preliminary treatment improvements, primary effluent equalization storage improvements, and standard equipment replacement.		
Pumping Plants	19,158,000	10,637,000
Planned expenditures include water system control integration and the Venice Auxiliary Pumping Plant improvements.		
System-wide	37,997,318	54,911,000
Planned expenditures include the Machado Lake Pipeline Eastern Reach and miscellaneous system-wide activities such as facilities planning and design, equipment replacement, construction services, and equipment upgrade or replacement.		
Terminal Island Water Reclamation Plant	28,629,000	30,998,000
Planned expenditures include microfiltration system replacement, final tanks skimmer system replacement, digester insulation replacement, and standard equipment replacement.		
TOTAL CLEAN WATER CAPITAL IMPROVEMENT EXPENDITURE PROGRAM	<u>\$ 301,569,318</u>	<u>\$ 369,021,000</u>

CAPITAL AND TECHNOLOGY IMPROVEMENT EXPENDITURE PROGRAM

BASIS FOR THE PROPOSED BUDGET

MUNICIPAL FACILITIES

The 2022-23 Proposed Budget for the Municipal Facilities Capital and Technology Improvement Expenditure Program (CTIEP) relates to current year funding as follows:

	General Fund	Special Funds*	Total Budget	Other Fund**	Total Program
2021-22 Adopted Budget	\$ 27,999,859	\$ 3,100,000	\$ 31,099,859	\$ 107,256,082	\$ 138,355,941
2022-23 Proposed Budget	\$ 27,306,944	\$ 3,100,000	\$ 30,406,944	\$ 108,859,815	\$ 139,266,759
Change from 2021-22 Budget	\$ (692,915)	\$ 0	\$ (692,915)	\$ 1,603,733	\$ 910,818
Percent Change	(2.5)%	0%	(2.2)%	1.5%	0.7%

* Special Funds consist of the Park and Recreational Sites and Facilities Fund and Arts and Cultural Facilities and Services Trust Fund.
 ** Other Fund consists of the Municipal Improvement Corporation of Los Angeles (MICLA) financing for various projects (informational only).

The total 2022-23 program budget for Municipal Facilities CTIEP is approximately \$139.27 million. The program budget consists of \$27.31 million in General Fund appropriations, \$3.1 million in special fund appropriations, and \$108.86 million in Municipal Improvement Corporation of Los Angeles (MICLA) financing.

Investments in ongoing Municipal Facilities capital programs include:

- Health and Safety Programs: Critical infrastructure repairs and improvements to address maintenance, health, and safety issues at various City facilities. Repairs include roof repair, lead-paint removal, asbestos removal, fire/life-safety system upgrades, elevator modernization, and upgrades of various other building systems. Funding is provided for the most critical infrastructure repairs.
- Public Safety Capital Programs: Funding to maintain systems critical to support the operation of facilities operated by the Fire Department, Police Department, and Animal Services Department.
- Environmental Remediation: Capital repair and removal program for Underground Fuel Storage Tank, along with funding for remediation of contaminated soil and other hazard mitigations for City-owned facilities.
- Administrative Offices and Cultural Centers: Capital improvement and repair programs for the Figueroa Plaza Buildings, Public Works Building, Van Nuys Civic Center, El Pueblo, Los Angeles Zoo, and various cultural facilities operated by the Department of Cultural Affairs.

2022-23 BUDGET HIGHLIGHTS

- Social Equity Investments: Funding to support implementation of social equity objectives within disadvantaged communities of low opportunity for projects that include: Engine Company 23 Junior Arts Center; Slauson Connect; Hollywood Recreation Center Phase II; North Hollywood Park Redesign; Reseda Roller Skating Rink and Ice Skating Facility; Whitsett Sports Field Restroom Upgrades; Sheldon Arleta Phase III C - Baseball Field and Picnic Area; Slauson and Wall Concrete Removal; Southeast Yard Demolition, and Reconstruction; Sun Valley Youth Arts Center Studio Patio Conversion; Valley Plaza Park Pool Repairs; Van Nuys Ruth Bader Ginsburg Monument; Venice Public Parking Structure; Verdugo Hills Pool and Bathhouse Rehabilitation; Vision Theatre Equipment; Zoo Exhibit Shade Structure; and, Zoo Vision Plan Phase I.

- **Green Investment:** Funding to support climate goals within Citywide and regional programs: Electric Vehicle Charger Infrastructure programs; Soil Remediation and Underground Fuel Storage Tank Replacement programs; Asphalt Plant projects; Reseda Park Triangle, Slauson and Wall Concrete Removal, Sheldon Arleta, Pio Pico Library, and Taylor Yard G2 River Park projects; and, Municipal Buildings Energy and Water Management and Conservation program.
- **Childcare Facilities:** Funding for renovation of childcare facilities to support childhood development programs, work opportunities for families, and encourage economic development at the local level for the following projects: Algin Sutton Child Care Center; Glassell Park Child Care Center; and, Mason Child Care Center.
- **Homeless Support:** Funding for development of regional Livability Services Divisions to support regional deployment of Sanitation services to address the needs of the homeless population.
- **Public Safety Facilities Projects:** Fire Department Operations Valley Bureau; Fire Station No. 4 Remediation; Fire Station No. 39 Improvements; North Central Animal Shelter Kennel Renovation; and, West Valley Police Station Infrastructure Improvements.
- **Space Optimization:** Increased funding to develop required work space to support City operations, using City-owned space to avoid incurring ongoing cost of leased space.

City municipal facilities projects financed by the General Fund are subject to a One Percent Assessment for the Arts (Los Angeles Administrative Code Section 19.85). The assessment is due on the total cost of construction, improvement, or remodeling work for each Capital Improvement project. The 2022-23 CTIEP contains \$330,487 from the General Fund to comply with this mandate.

The following table details the proposed amount by funding source for the 2022-23 Municipal Facilities CTIEP.

2022-23 Proposed Amount by Funding Source

Fund	2022-23 Amount
General Fund	\$ 27,306,944
Park and Recreational Sites and Facilities Fund	3,100,000
Sub-Total Budget	<u>\$ 30,406,944</u>
MICLA Financing	\$ 108,859,815
Sub-Total Other Fund	<u>\$ 108,859,815</u>
Total Program	<u>\$ 139,266,759</u>

GENERAL FUND

The capital improvements listed in this section are funded through General Fund appropriations.

PROJECT TITLE	CATEGORY*	SEI*	GI*	ACTIVITY**	2022-23 AMOUNT
Algin Sutton Child Care Center Facility Renovation	1,5	5	-	D,C	\$ 1,225,000
Funding is provided for the renovation of the Algin Sutton Childcare Facility.					
Social Equity: This program helps promote social equity objectives by supporting childhood development programs, work opportunities for families, and economic development at the local level.					
Bridge Improvement Program (BIP) - Program Contingency	1,4	-	-	C	\$ 600,000
Funding is provided as a contingency for the BIP. Funding may be used towards staff cost reimbursement, cash flow program expenditures pending federal or state reimbursement, or ineligible project costs.					
Capital Program - Cultural Affairs	1,4	-	-	C	\$ 500,000
Funding is provided for capital repairs and infrastructure at public facilities operated by the Department of Cultural Affairs.					
Capital Program - El Pueblo	1,4	5	-	C	\$ 200,000
Funding is provided for capital repairs and infrastructure improvements at El Pueblo de Los Angeles Historical Monument.					
Capital Program - Van Nuys Civic Center	1,4	5	-	C	\$ 1,100,000
Funding is provided for capital repairs and infrastructure improvements at Van Nuys City Hall complex, which serves as a City hub in the Van Nuys area, including the Marvin Braude Building. One-time funding of \$1,000,000 is provided for studies, outreach, and the creation of designs to renovate the Van Nuys Civic Center in order to expand recreation, programming, and connectivity to the surrounding neighborhood.					
Citywide Building Hazard Mitigation	1,2	-	-	C	\$ 675,000
Funding is provided for the continued removal of unanticipated asbestos, lead paint, lead abatement, and mold hazards encountered during maintenance and construction in City buildings.					
Citywide Elevator Repairs	1,4	-	-	C	\$ 765,000
Funding is provided for the continued repair and upgrade of elevators at City-owned buildings.					
Citywide Maintenance and Improvements	1,4	-	-	C	\$ 1,530,000
Funding is provided to perform critical capital repairs, maintenance work, and improvements at various facilities throughout the City.					
Citywide Nuisance Abatement	1	-	-	C	\$ 900,000
Funding is provided to address nuisance abatement issues at City-owned properties. Work will be prioritized to secure these City-owned properties pending disposition for purposes such as economic development.					

* "1" Health & Safety. "2" Legal Mandate. "3" Resiliency and Sustainability. "4" Operations and Cost Savings. "5" Equitable Community Investment and Economic Sustainability/Social Equity. "SEI" Social Equity Index (See CTIEP Summary for SEI definition). "GI" Green Investment.

** "PP" preliminary study. "D" design. "C" construction work. "R/W" land or building acquisition.

GENERAL FUND (cont.)

PROJECT TITLE	CATEGORY*	SEI*	GI*	ACTIVITY**	2022-23 AMOUNT
----------------------	------------------	-------------	------------	-------------------	---------------------------

Citywide Roof Capital Repairs	1,4	-	-	C	\$ 240,000
--------------------------------------	------------	---	---	----------	-------------------

Funding is provided to address critical roof repairs at City facilities with the most critical problems, including removal and replacement of damaged or degraded roofs, downspouts, gutters, expansion joints, waterproofing, and expanded cool roof applications.

Civic and Community Facilities	1,4,5	-	-	C	\$ 700,000
---------------------------------------	--------------	---	---	----------	-------------------

Funding is provided to address deferred maintenance, alterations and improvements, and for design or construction start-up of civic and community facilities and to address legally required improvements to City facilities acquired through eminent domain. Funding of \$100,000 is provided for Lincoln Heights ceiling and walls.

Social Equity: This program can potentially be utilized to promote social equity objectives by activating underutilized facilities to provide critical services to communities in need.

Contaminated Soil Removal and Mitigation	1,2,3	-	✓	PP,C	\$ 1,000,000
---	--------------	---	---	-------------	---------------------

Funding is provided to continue consultant soils analyses of contaminated sites and technical expertise in preparing mitigation plans for regulatory approval. Funding is also provided for assessments and contaminated soil clean-up at City facilities.

Engine Company 23 Junior Arts Center	2,5	5	-	C	\$ 1,650,000
---	------------	----------	---	----------	---------------------

Funding is provided to address a funding shortfall for this Proposition K Specified project to repurpose the former Fire Station into a Junior Arts facility located on Skid Row that will serve homeless and other disadvantaged youth.

Social Equity: This project will provide enrichment programming for homeless youth in the immediate community, along with other disadvantaged youth residing in neighboring communities of South and East LA, as this Center will serve as a regional facility.

Fire Life Safety Building Systems (Regulation 4)	1,2,4	-	-	C	\$ 1,100,000
---	--------------	---	---	----------	---------------------

Funding is provided to perform Fire Department Regulation 4 testing, repair, replacement, and certification of mandated fire/life safety, alarm, and monitoring systems of up to 250 buildings.

Glassell Park Child Care Center Facility Renovation	1,5	6	-	D,C	\$ 1,225,000
--	------------	----------	---	------------	---------------------

Funding is provided for the renovation of the Glassell Park Child Care Center Facility.

Social Equity: This project helps promote social equity objectives by supporting childhood development programs, work opportunities for families, and economic development at the local level.

Joy Picus Child Development Center Water Intrusion	1,5	5	-	D,C	\$ 1,200,000
---	------------	----------	---	------------	---------------------

Funding is provided to address water intrusion damages caused by a recent storm at the Joy Picus Child Development Center.

Social Equity: This project will provide continued access to child development services.

* "1" Health & Safety. "2" Legal Mandate. "3" Resiliency and Sustainability. "4" Operations and Cost Savings. "5" Equitable Community Investment and Economic Sustainability/Social Equity. "SEI" Social Equity Index (See CTIEP Summary for SEI definition). "GI" Green Investment.

** "PP" preliminary study. "D" design. "C" construction work. "R/W" land or building acquisition.

GENERAL FUND (cont.)

PROJECT TITLE	CATEGORY*	SEI*	GI*	ACTIVITY**	2022-23 AMOUNT
Mason Child Care Center Facility Renovation	1,5	8	-	D,C	\$ 1,102,500
Funding is provided for the renovation of the Mason Child Care Center Facility.					
Social Equity: This project helps promote social equity objectives by supporting childhood development programs, work opportunities for families, and economic development at the local level.					
Municipal Buildings Energy and Water Management and Conservation	1,2,3,4	-	✓	C	\$ 1,100,000
Funding is provided for required energy audits, engineering, and retrofit work at City facilities to meet energy and water conservation goals.					
One Percent for the Arts	2	-	-	C	\$ 330,487
Funding is provided for the one percent assessment on General Fund projects. The construction portion of the City's capital improvement projects is subject to a one percent assessment for the arts. Fee assessments on General Fund projects are transferred to the Arts and Cultural Facilities and Services Trust Fund on an annual basis.					
Operating Equipment for Police Evidence and CATS Warehouse	1,4	6	-	C	\$ 200,000
Funding is provided to fully furnish and equip the Police Evidence and Property Management Division and the Commercial Auto Theft Section (CATS) Warehouse.					
Overhead Doors, Automatic Gates, and Awnings	1,4	-	-	C	\$ 500,000
Funding is provided to address overhead door, automatic gate, and awning repairs at various City facilities with priority given to Fire and Police stations. These repairs are needed to ensure safe operation of City facilities and to provide acceptable work conditions for staff. Funding of \$100,000 is provided for Runyon Canyon electric gate.					
Public Safety Facilities - Animal Services	1,4	-	-	C	\$ 200,000
Funding is provided to support ongoing capital improvements at various Animal Services facilities.					
Public Safety Facilities - Fire	1,4	-	-	C	\$ 200,000
Funding is provided to support ongoing capital improvements at various Fire Department facilities.					
Public Works Building Broadway Garage and Central Plant Maintenance	1,2	7	-	C	\$ 632,938
Funding is provided for the City's share of obligated capital improvements costs for an elevator modernization project at the Broadway Garage.					
Reseda Park Triangle	3	-	✓	D,C	\$ 500,000
Funding is provided for renovation activities of the Reseda Park Triangle to include items such as new landscaping, site amenities, and potentially stormwater capture/treatment improvements.					

* "1" Health & Safety. "2" Legal Mandate. "3" Resiliency and Sustainability. "4" Operations and Cost Savings. "5" Equitable Community Investment and Economic Sustainability/Social Equity. "SEI" Social Equity Index (See CTIEP Summary for SEI definition). "GI" Green Investment.

** "PP" preliminary study. "D" design. "C" construction work. "R/W" land or building acquisition.

GENERAL FUND (cont.)

PROJECT TITLE	CATEGORY*	SEI*	GI*	ACTIVITY**	2022-23 AMOUNT
Sepulveda Basin Vision Plan	3	7	-	PP	\$ 2,500,000
Funding is provided to explore a vision plan for the Sepulveda Basin in advance of the 2028 Olympics.					
Sheldon Arleta Phase III C - Baseball Field and Picnic Area	1,5	6	-	D,C	\$ 400,000
Funding is provided for sidewalk repair work at Sheldon Arleta Park.					
Social Equity: This project will serve as a regional facility that will increase recreational space and youth programming.					
Sixth Street Viaduct Replacement Project - Continued Construction Funding	1,2	7	-	C	\$ 2,200,000
Funding is provided for the Sixth Street Viaduct Replacement Project right-of-way time related impacts and other construction support costs.					
Taylor Yard G2 River Park Project - Maintenance	1,2,3	6	✓	C	\$ 100,000
Funding is provided for regular maintenance and monitoring of the Taylor Yard G2 parcel. This annual dust suppression work is legally mandated and required for the health and safety of the public.					
Underground Fuel Storage Tank Repairs and Replacements	1,2,3,5	-	✓	PP,D,C	\$ 500,000
Funding is provided for removal, replacement, and/or abandonment in place of failing underground fuel storage tanks (UST) and associated piping systems and to fund the UST filtering maintenance.					
Social Equity: This program could be leveraged to promote environmental objectives in communities of low opportunity.					
Valley Plaza Park Pool Repairs	1,5	6	-	C	\$ 250,000
Funding is provided for pool repairs at Valley Plaza Recreation Center.					
Social Equity: This project will provide expanded access to aquatic programming for youth.					
Van Nuys Ruth Bader Ginsburg Monument	5	5	-	C	\$ 125,000
Funding is provided to address remaining shortfall for excavation, foundation, and related site preparation work in the current year. The scope of work includes site preparation, landscaping/outdoor seating, and electrical power source.					
Social Equity: This project will promote education and awareness around gender equity issues.					
Vision Theatre Equipment	1,2,4,5	6	-	D,C	\$ 700,000
Funding is provided to purchase and install industry standard audio/visual equipment that is needed to operate the theatre in support of art development and job training skills for local South L.A. residents.					
Social Equity: This project will provide access to cultural art programming and serve as a regional facility as part of a 1.3-mile arts district that is located adjacent to the new Crenshaw rail line.					

* "1" Health & Safety. "2" Legal Mandate. "3" Resiliency and Sustainability. "4" Operations and Cost Savings. "5" Equitable Community Investment and Economic Sustainability/Social Equity. "SEI" Social Equity Index (See CTIEP Summary for SEI definition). "GI" Green Investment.

** "PP" preliminary study. "D" design. "C" construction work. "R/W" land or building acquisition.

GENERAL FUND (cont.)

PROJECT TITLE	CATEGORY*	SEI*	GI*	ACTIVITY**	2022-23 AMOUNT
Yards and Shops - Capital Equipment	1,4	-	-	C	\$ 450,000
<p>Funding is provided for critical repair and replacement of various capital equipment required for the operation of maintenance yards and shops facilities to achieve more efficient operations and associated costs savings.</p>					
Zoo Exhibit Shade Structure - Elephant and Giraffe Exhibits	1,4,5	-	-	D,C	\$ 706,019
<p>Funding is provided to address the shortfall for constructing shade structures with structural columns for the Elephant and Giraffe Exhibits to ensure the welfare of these animals.</p> <p>Social Equity: This facility supports Citywide service delivery through academic enrichment programming and recreational activities that support youth development, with extended benefits to their families.</p>					
Subtotal General Fund					<u>\$ 27,306,944</u>

* "1" Health & Safety. "2" Legal Mandate. "3" Resiliency and Sustainability. "4" Operations and Cost Savings. "5" Equitable Community Investment and Economic Sustainability/Social Equity. "SEI" Social Equity Index (See CTIEP Summary for SEI definition). "GI" Green Investment.

** "PP" preliminary study. "D" design. "C" construction work. "R/W" land or building acquisition.

PARK AND RECREATIONAL SITES AND FACILITIES FUND

Funding restricted to the acquisition and development of parks and recreational sites and facilities, using funding generated by a dwelling unit tax assessment on new construction in the City.

PROJECT TITLE	CATEGORY*	SEI*	GI*	ACTIVITY**	2022-23 AMOUNT
Various Recreation and Parks Facilities	1,3	-	-	C	\$ 3,100,000

Funding is provided for design, acquisition, and construction costs for authorized projects, including shortfalls resulting from cost escalation or other emergent factors. Allocations to individual projects are provided by the City Administrative Officer, subject to approval by the Mayor and City Council.

For 2022-23, funding will be allocated in amounts based on final bid results for projects ready to proceed into acquisition or construction. Priority will also be given to address funding shortfalls or repay ineligible costs for Proposition K Specified projects, in order to leverage the availability of supplemental funding sources and satisfy the City's legal mandate to complete all remaining program requisites prior to the sunset of the Proposition K program in 2026-27.

Subtotal Park and Recreational Sites and Facilities Fund	<u>\$ 3,100,000</u>
---	----------------------------

* "1" Health & Safety. "2" Legal Mandate. "3" Resiliency and Sustainability. "4" Operations and Cost Savings. "5" Equitable Community Investment and Economic Sustainability/Social Equity. "SEI" Social Equity Index (See CTIEP Summary for SEI definition). "GI" Green Investment.

** "PP" preliminary study. "D" design. "C" construction work. "R/W" land or building acquisition.

MICLA-ISSUED FINANCING

Proceeds from the issuance of MICLA lease obligations or other types of debt will be used to finance the projects listed below. The debt service payments associated with these types of financing will be funded by the City through an annual appropriation of General Fund or Special Fund monies. The issuance of MICLA debt for the projects listed below would cause the City to borrow \$108,859,815 at an approximate 5.5 percent interest rate over 20 years. The total estimated debt service is \$182,185,000, including interest of approximately \$73,325,000. During the life of the bonds, the estimated average annual debt service is \$9,109,000 over 20 years. Actual interest rates may differ as rates are dependent on market conditions at the time of issuance.

The following Municipal Facilities projects have been proposed for MICLA-issued financing.

PROJECT TITLE	CATEGORY*	SEI*	GI*	ACTIVITY**	2022-23 AMOUNT
Arlington Livability Services Division (LSD) Regional Facility	1,4,5	6	-	C	\$ 488,721

Phased funding is provided to develop a regional LSD facility, which includes installation of a modular office and hygiene facilities with parking spaces for employee and operational vehicles.

Social Equity: This facility will support the regional deployment of Sanitation services that addresses the needs of homeless population.

Asphalt Plant I - Annex Site Improvements	1,2,3,4	7	✓	D,C	\$ 8,629,774
--	----------------	----------	----------	------------	---------------------

Phased funding is provided to complete design, bid and award, and initiate construction activities for the development of the Asphalt Plant I annex site located at East 25th Street and Harriet Street.

Asphalt Plant I - Recycled Asphalt Pavement Canopy Structure	1,2,3,4	7	✓	D	\$ 230,000
---	----------------	----------	----------	----------	-------------------

Phased funding is provided to complete planning and design for installation of a canopy structure that is needed in order to provide the appropriate work conditions to efficiently produce asphalt using recycled materials.

Barnsdall Park - Residence A	1,5	6	-	C	\$ 1,600,000
-------------------------------------	------------	----------	----------	----------	---------------------

Funding is provided to address the project shortfall associated with the structural repair and seismic strengthening of the Barnsdall Park Residence A.

Social Equity: The objective of the Barnsdall Art Park is to provide an inclusive space for creativity, cultural expression, civic conversation, and social empowerment.

Bridge Improvement Program (BIP) - Program Contingency	1,4	-	-	C	\$ 400,000
---	------------	----------	----------	----------	-------------------

Funding is provided as a contingency for the BIP. Funding may be used towards staff cost reimbursement and cash flow program expenditures pending federal or state reimbursement.

Building Equipment Lifecycle Replacement	1,4	-	-	C	\$ 2,500,000
---	------------	----------	----------	----------	---------------------

Funding is provided for the systematic replacement of aging, obsolete, and end-of-life cycle building equipment at the City’s highest priority sites. Replacement projects reduce building maintenance expenses by minimizing costly repairs and ensuring City facilities have reliable and safe equipment.

Capital Program - Bureau of Street Services	1,4	-	-	C	\$ 750,000
--	------------	----------	----------	----------	-------------------

Funding is provided to address safety hazards and regulatory compliance issues at yards and shops facilities operated by the Bureau of Street Services.

* “1” Health & Safety. “2” Legal Mandate. “3” Resiliency and Sustainability. “4” Operations and Cost Savings. “5” Equitable Community Investment and Economic Sustainability/Social Equity. “SEI” Social Equity Index (See CTIEP Summary for SEI definition). “GI” Green Investment.

** “PP” preliminary study. “D” design. “C” construction work. “R/W” land or building acquisition.

MICLA-ISSUED FINANCING (cont.)

PROJECT TITLE	CATEGORY*	SEI*	GI*	ACTIVITY**	2022-23 AMOUNT
Capital Program - Figueroa Plaza Buildings	1,4	5	-	C	\$ 549,000
Funding is provided for capital repairs and improvements at the Figueroa Plaza Buildings to safeguard the City's investment in these facilities and to provide for the health, safety, and well-being of the building's occupants and visiting members of the public.					
Capital Program - Public Works Building	1,4	7	-	C	\$ 1,514,625
Funding is provided for capital repairs and improvements at the Public Works Building to safeguard the City's investment in this facility and to provide for the health, safety, and well-being of the building's occupants and visiting members of the public.					
Capital Program - Van Nuys Civic Center	1,4	5	-	C	\$ 225,000
Funding is provided for capital repairs and infrastructure improvements at Van Nuys City Hall complex, which serves as a City hub in the Van Nuys area, including the Marvin Braude Building.					
Capital Program - Zoo	1,4,5	-	-	C	\$ 500,000
Funding is provided for capital repairs and infrastructure improvements at the Los Angeles Zoo facilities. Social Equity: This facility supports Citywide service delivery through academic enrichment programming and recreational activities that support youth academic development, with extended benefits to their families.					
City Hall Entry Doors	1,4	5	-	D,C	\$ 600,000
Funding is provided for the replacement of entry doors at City Hall as a security and health provision, and also to preserve the historical value.					
Citywide Infrastructure Improvements	1,4	-	-	C	\$ 1,000,000
Funding is provided to address health and safety-related infrastructure issues on a Citywide basis. Projects include safety and security repairs, air-conditioning, water supply systems, fixtures, and other critical maintenance items.					
Citywide Roof Capital Repairs	1,4	-	-	C	\$ 760,000
Funding is provided to address critical roof repairs at City facilities with the most critical problems, including removal and replacement of damaged or degraded roofs, downspouts, gutters, expansion joints, waterproofing, and expanded cool roof applications.					
Donald C Tillman LSD Regional Facility	1,4,5	7	-	C	\$ 312,963
Phased funding is provided to develop a regional LSD facility, which includes the replacement of a temporary modular building with a permanent modular office building and development of parking spaces for employee and operational vehicles. Social Equity: This facility will support the regional deployment of Sanitation services that addresses the needs of homeless population.					
Electric Vehicle Charger Infrastructure	3,4	-	✓	D,C	\$ 2,100,000
Funding is provided for the installation of electric vehicle charging stations at various locations for employee and public parking.					

* "1" Health & Safety. "2" Legal Mandate. "3" Resiliency and Sustainability. "4" Operations and Cost Savings. "5" Equitable Community Investment and Economic Sustainability/Social Equity. "SEI" Social Equity Index (See CTIEP Summary for SEI definition). "GI" Green Investment.

** "PP" preliminary study. "D" design. "C" construction work. "R/W" land or building acquisition.

MICLA-ISSUED FINANCING (cont.)

PROJECT TITLE	CATEGORY*	SEI*	GI*	ACTIVITY**	2022-23 AMOUNT
Electric Vehicle Charger Installation and Power Upgrades - Police	3,4	-	✓	C	\$ 1,000,000
Funding is provided to continue the expansion of electric vehicle charging stations at multiple Police department facilities throughout the City.					
Electric Vehicles Infrastructure for Yards and Facilities	3,4	-	✓	D,C	\$ 2,000,000
Funding is provided for the development of electric vehicle infrastructure at yards operated by the Bureau of Street Services in preparation for the full electrification of all City fleet vehicles.					
Engine Company 23 Junior Arts Center	2,5	5	-	C	\$ 1,650,000
Funding is provided to address a funding shortfall for this Proposition K Specified project to repurpose the former Fire Station into a Junior Arts facility located on Skid Row that will serve homeless and other disadvantaged youth. Social Equity: This project will provide enrichment programming for homeless youth in the immediate community, along with other disadvantaged youth residing in neighboring communities of South and East LA, as this Center will serve as a regional facility.					
Fire Station Alerting System Replacement	1,4	-	-	C	\$ 500,000
Funding is provided to offset a shortfall for the Fire Station Alerting System (FSAS) replacement project.					
Fire Station No. 4 Facade Replacement	1,4	7	-	C	\$955,000
Funding is provided to offset a funding shortfall for the Fire Station No. 4 Facade Replacement project to implement repairs and reconstruction of the exterior facade.					
Fire Station No. 39 Improvements	1,4	5	-	D,C	\$ 330,000
Funding is provided to continue improvements at Old Fire Station No. 39 in order to provide a permanent location for the Operations Valley Bureau. Improvements include renovation of the kitchen area and ADA restroom.					
Fuel Management System Upgrade - Phase II	4	-	-	C	\$ 2,000,000
Funding is provided for Phase II upgrades to the Fuel Management System including the installation of 170 fuel control terminals.					
Harbor LSD Regional Facility	1,4,5	8	-	C	\$ 523,118
Phased funding is provided to retrofit an area within an existing masonry building at the Harbor yard for use by the LSD to house administrative staff who are currently using a temporary office trailer at the site. Social Equity: This facility will support the regional deployment of Sanitation services that addresses the needs of homeless population.					
Hollywood Recreation Center Phase II - Modern Gymnasium	1,2,5	5	-	C	\$ 1,100,000
Funding is provided to address a funding shortfall to proceed with the replacement of the existing gymnasium with a modern facility as part of a final phase of the Proposition K Specified project authorized for this facility. Social Equity: This project will expand recreational space and youth enrichment programs in a high-density area and a highly utilized facility.					

* "1" Health & Safety. "2" Legal Mandate. "3" Resiliency and Sustainability. "4" Operations and Cost Savings. "5" Equitable Community Investment and Economic Sustainability/Social Equity. "SEI" Social Equity Index (See CTIEP Summary for SEI definition). "GI" Green Investment.

** "PP" preliminary study. "D" design. "C" construction work. "R/W" land or building acquisition.

MICLA-ISSUED FINANCING (cont.)

PROJECT TITLE	CATEGORY*	SEI*	GI*	ACTIVITY**	2022-23 AMOUNT
Los Angeles Convention Center (LACC) ADA Remediation	1,2,5	7	-	C	\$ 2,000,000
Funding is provided to upgrade and modify sidewalks, ramps, handrails, and other priority items in exterior and public facing areas in order to improve accessibility at the Convention Center.					
Social Equity: The ADA remediation will address existing accessibility barriers throughout the facility and will allow the LACC to better accommodate attendees, clients, and employees with disabilities.					
LACC Building Automation System Upgrade	3,4	7	-	C	\$ 5,400,000
Funding is provided to address the commissioning and installation of the new Building Automation System (BAS), which provides centralized control of air conditioning, ventilation, lighting, and other systems. This project includes the conversion from pneumatic-controlled devices to a new direct digital control (DDC) system that is more energy efficient. Project scope is associated with a multi-phased installation of the new BAS.					
LACC Campus Lighting Control Upgrades	1,4	7	-	C	\$ 800,000
Funding is provided to replace the existing campus exterior and interior lighting controls system.					
LACC Chiller Replacement	3,4	7	-	C	\$ 8,400,000
Funding is provided to replace four of the LACC's seven chiller units which have reached the end of their lifecycle.					
LACC Elevator Upgrades	4	7	-	C	\$ 1,285,000
Funding is provided to upgrade three elevators that have surpassed their lifecycle.					
LACC Escalator and Elevator Modernization	4	7	-	C	\$ 350,000
Funding is provided for the modernization of elevators and escalators throughout the LACC.					
LACC Escalator Replacement Program	4	7	-	C	\$ 975,000
Funding is provided for replacement of two escalators that are unable to be modernized.					
LACC Exterior Sign LED Retrofit	3,4	7	-	C	\$ 175,000
Funding is provided to retrofit four existing lighted-letter building identification signs mounted near the roof line of the LACC building.					
LACC Food Service Renovations and Additions	1,4	7	-	C	\$ 750,000
Funding is provided to renovate the food and beverage service components at the LACC, including concession stands, service pantries, walk-in freezers, and other upgrades.					
LACC Security Access Controls	1,4	7	-	C	\$ 305,000
Funding is provided to expand the existing security access control system by adding card readers and door contacts in key locations to increase security and safety throughout the LACC.					
LACC Security Surveillance System	1	7	-	C	\$ 250,000
Funding is provided to enhance the CCTV perimeter with a focus on the garage and exterior areas of the LACC.					

* "1" Health & Safety. "2" Legal Mandate. "3" Resiliency and Sustainability. "4" Operations and Cost Savings. "5" Equitable Community Investment and Economic Sustainability/Social Equity. "SEI" Social Equity Index (See CTIEP Summary for SEI definition). "GI" Green Investment.

** "PP" preliminary study. "D" design. "C" construction work. "R/W" land or building acquisition.

MICLA-ISSUED FINANCING (cont.)

PROJECT TITLE	CATEGORY*	SEI*	GI*	ACTIVITY**	2022-23 AMOUNT
LACC Sliding Door Upgrades	1,4	7	-	C	\$ 180,000
Funding is provided to upgrade the sliding door system at the front and side entrances of the building.					
LACC Supply and Return Motor Replacement	3,4	7	-	C	\$ 885,000
Funding is provided to remove and replace the supply and return motors that support the building's HVAC system.					
Lankershim Art Center Improvements and Habitability Repairs	1	6	-	C	\$ 4,000,000
Funding is provided for improvements and repairs to the Lankershim Arts Center.					
MEND Building Renovation	1,5	6	-	D,C	\$ 1,215,256
Funding is provided for renovation of MEND building facility's building systems as a result of vandalism.					
Social Equity: This project is intended to serve as an incubator for local culinary businesses, with particular focus on providing targeted support for food vendors.					
Municipal Buildings Energy and Water Management and Conservation	1,2,3,4	-	✓	C	\$ 1,366,000
Funding is provided for required energy audits, engineering, and retrofit work at City facilities to meet energy and water conservation goals.					
North Central Animal Shelter Kennel Repair/Renovation	1,4	5	-	C	\$ 1,500,000
Funding is provided to repair a section of kennels at North Central Animal Shelter that is separating from the walls and are impacting operations.					
North Hollywood Park Redesign	1,5	6	-	D	\$ 1,500,000
Funding is provided for the redesign of North Hollywood Park.					
Social Equity: This project will provide increased access to recreational space for youth programming.					
Old Arlington (Washington Irving) Library	5	6	-	C	\$ 750,000
Funding is provided to address initial construction activities for the historic former Old Washington Irving library building.					
Social Equity: This project would provide access to early childhood learning and other social programming for disadvantaged youth.					
Parking Lots 2 and 7 Redesign	4,5	5	-	D,C	\$ 1,990,000
Funding is provided for the reconfiguration of Parking Lots 2 and 7 in Downtown Los Angeles, including relocation of the parking booth, communications, electrical, and other parking infrastructure to ensure public and City employee access to the maximum parking possible during and after construction of the expanded Go For Broke affordable housing development. The redesign will enable expansion of the development to 245 units of supportive and affordable housing.					
Social Equity: This project will support affordable housing needs.					

* "1" Health & Safety. "2" Legal Mandate. "3" Resiliency and Sustainability. "4" Operations and Cost Savings. "5" Equitable Community Investment and Economic Sustainability/Social Equity. "SEI" Social Equity Index (See CTIEP Summary for SEI definition). "GI" Green Investment.

** "PP" preliminary study. "D" design. "C" construction work. "R/W" land or building acquisition.

MICLA-ISSUED FINANCING (cont.)

PROJECT TITLE	CATEGORY*	SEI*	GI*	ACTIVITY**	2022-23 AMOUNT
Pio Pico Library Pocket Park and Underground Parking	3,5	6	✓	C	\$ 700,000
Funding is provided to construct pocket park features including a shade structure for children, perimeter fencing, and library facade treatments.					
Social Equity: This project is intended to address a lack of outdoor, recreational space for a high-density area that is relatively park-deficient.					
Public Safety Facilities - Animal Services	1,4	-	-	C	\$ 350,000
Funding is provided to support ongoing capital improvements at various Animal Services facilities.					
Public Safety Facilities - Fire	1,4	-	-	C	\$ 500,000
Funding is provided to support ongoing capital improvements at various Fire Department facilities.					
Public Safety Facilities - Police	1,4	-	-	C	\$ 700,000
Funding is provided to support ongoing capital improvements at various Police Department facilities.					
Public Safety Facilities - Police Administration Building	1,4	5	-	C	\$ 280,000
Funding is provided to support ongoing capital improvements at the Public Administration Building.					
Reseda Roller Skating Rink and Ice Skating Facility	1,2,5	6	-	C	\$ 1,500,000
Funding is provided to offset a funding shortfall and to proceed with construction of an indoor ice skating and rollerblade rink facility as part of a Proposition K Specified project that leverages multiple funding sources.					
Social Equity: This project would serve as a regional facility, to expand public access to ice skating and skating rink facilities.					
Reseda Theatre Roof Rehabilitation	1	7	-	C	\$ 450,000
Funding is provided to repair the roof of the Reseda Theatre.					
Serrania Park Restroom	1,2	8	-	C	\$ 862,101
Funding is provided to address the remaining shortfall for this project. The project scope is for new restroom construction.					
Sheldon Arleta Phase III C - Baseball Field and Picnic Area	3,5	6	✓	D,C	\$ 700,000
Funding is provided to address the remaining shortfall of a multi-phased project to convert closed landfill into a 40-acre regional park.					
Social Equity: This project will serve as a regional facility that will increase recreational space and youth programming.					
Sixth Street Viaduct Replacement Project - Continued Construction Funding	1,2	7	-	C	\$ 800,000

Funding is provided for the Sixth Street Viaduct Replacement Project right-of-way time related impacts and other construction support costs.

* "1" Health & Safety. "2" Legal Mandate. "3" Resiliency and Sustainability. "4" Operations and Cost Savings. "5" Equitable Community Investment and Economic Sustainability/Social Equity. "SEI" Social Equity Index (See CTIEP Summary for SEI definition). "GI" Green Investment.

** "PP" preliminary study. "D" design. "C" construction work. "R/W" land or building acquisition.

MICLA-ISSUED FINANCING (cont.)

PROJECT TITLE	CATEGORY*	SEI*	GI*	ACTIVITY**	2022-23 AMOUNT
Slauson and Wall Concrete Removal	1,2,3,5	5	✓	C	\$ 2,557,079
<p>Funding is provided for legally mandated remediation work at the Slauson and Wall project site. Social Equity: This project will provide increased recreational space and youth programming.</p>					
Slauson Connect Recreation Center Site Art Installations and Furniture, Fixtures, and Equipment	2,5	5	-	D	\$ 3,501,827
<p>Funding is provided to address the budget shortfall for this project. Social Equity: This project will remediate blight that has existed along the Slauson corridor for multiple decades, by providing new recreational space, youth programming, and access to other social services to be co-located on site.</p>					
Slauson LSD Regional Facility	1,4,5	5	-	C	\$ 488,721
<p>Phased funding is provided to develop a regional LSD facility, which includes installation of a modular office and hygiene facilities with parking spaces for employee and operational vehicles. Social Equity: This facility will support the regional deployment of Sanitation services that addresses the needs of homeless population.</p>					
Southeast Yard Fire Damaged Buildings Demo, and Reconstruction	1,5	4	-	D,C	\$ 1,000,000
<p>Phased funding is provided to fund the demolition of existing structures and restoration of a fire-damaged Southeast yard which will accommodate the co-location of Bureau of Street Services and Recreation and Parks yards and shops functions. Social Equity: The restoration of this facility will resolve current inequities in service provision as work crews deployed from this site must travel to other facilities to obtain the necessary field equipment which reduces the actual service hours provided to this community.</p>					
Space Optimization Tenant Work	1,2,4,5	-	-	PP,D,C	\$ 4,500,000
<p>Funding is provided for tenant improvements and the relocation of City staff in accordance with the City's Space Optimization Plan, subject to the approval and oversight of the Municipal Facilities Committee, with priority for use of these funds to include any new City departments authorized through the Budget.</p>					
Studio City Recreation Center - New Gymnasium	1,3	7	-	D,C	\$ 3,390,000
<p>Funding is provided to offset a shortfall for the Proposition K Specified project for construction of a modern gym, community center, and landscaping.</p>					
Sun Valley Youth Arts Center Studio - Patio Conversion	1,5	6	-	C	\$ 472,204
<p>Funding is provided to enclose and convert the patio at the Sun Valley Youth Arts Center (SVYAC) into gallery space. Social Equity: This project is intended to provide access to the same type of programming space that is currently available in other regions throughout the City.</p>					

* "1" Health & Safety. "2" Legal Mandate. "3" Resiliency and Sustainability. "4" Operations and Cost Savings. "5" Equitable Community Investment and Economic Sustainability/Social Equity. "SEI" Social Equity Index (See CTIEP Summary for SEI definition). "GI" Green Investment.

** "PP" preliminary study. "D" design. "C" construction work. "R/W" land or building acquisition.

MICLA-ISSUED FINANCING (cont.)

PROJECT TITLE	CATEGORY*	SEI*	GI*	ACTIVITY**	2022-23 AMOUNT
Taylor Yard G2 River Park	1,2,3,5	6	✓	PP,D	\$ 2,951,007
<p>Funding is provided for the planning and conceptual work needed in Year 1 of the estimated nine-year schedule for remediation and development of the 42-acre Taylor Yard G2 River Park Project. The completed park will restore the natural ecosystem, provide greater access to the river, and increase more green space along the Los Angeles River.</p> <p>Social Equity: This project will expand recreational opportunities.</p>					
Taylor Yard G2 River Park - Utilities	1,2,3	6	✓	D,C	\$ 500,000
<p>Funding is provided for the design and construction of utilities including power, domestic water, recycled water, sewer, and communications required for the full Taylor Yard G2 River Park build out.</p>					
Venice Public Parking Structure	1,4,5	4	-	C	\$11,645,634
<p>Funding is provided to offset first year construction costs of an approximately 240-space public parking structure, an expansion and increased availability of beach-adjacent public parking. Funding enables the City to maximize use of its City-owned lot and proceed with the construction of a 140-unit supportive and affordable housing development, co-located on the site.</p> <p>Social Equity: This project will support affordable housing needs.</p>					
Verdugo Hills Pool and Bathhouse Rehabilitation	5	6	-	C	\$ 1,282,785
<p>Funding is provided to proceed with major upgrades to the pool and bathhouse that have been on hold due to an unresolved shortfall that will be offset through leveraging of multiple program funding sources.</p> <p>Social Equity: This project will provide expanded access to aquatic programming.</p>					
West Valley Police Station	1,4	6	-	C	\$ 1,034,000
<p>Funding is provided for infrastructure improvements at the West Valley Police Station. Improvements include replacing five rooftop heating, ventilation, and air conditioning (HVAC) package units and three HVAC split ductless systems.</p>					
Whitsett Sports Field Restroom Upgrades	1,5	6	-	C	\$ 400,000
<p>Funding is provided to replace restrooms at Whitsett Fields.</p> <p>Social Equity: This project will provide increased access to recreational space for youth programming.</p>					
Zoo Vision Plan Phase I	4,5	-	-	PP,D,C	\$ 2,000,000
<p>Funding is provided to begin the design and construction of Phase I of the Zoo's Vision Plan. Phase I focuses on the California exhibit and the main entrance. The Vision Plan will guide physical transformation and improvement of facilities and operations of the Zoo and serve as the blueprint for transformation and modernization over the next 20 years.</p> <p>Social Equity: This facility supports Citywide service delivery through academic enrichment programming and recreational activities that support youth development, with extended benefits to their families.</p>					
Subtotal MICLA Financing					<u>\$ 108,859,815</u>

* "1" Health & Safety. "2" Legal Mandate. "3" Resiliency and Sustainability. "4" Operations and Cost Savings. "5" Equitable Community Investment and Economic Sustainability/Social Equity. "SEI" Social Equity Index (See CTIEP Summary for SEI definition). "GI" Green Investment.

** "PP" preliminary study. "D" design. "C" construction work. "R/W" land or building acquisition.

**2022-23 MUNICIPAL FACILITIES
CAPITAL AND TECHNOLOGY IMPROVEMENT EXPENDITURE PROGRAM
LISTING OF PROJECTS BY PROJECT CATEGORY**

CATEGORY	PROJECT	2022-23 AMOUNT
DEFERRED	Building Equipment Lifecycle Replacement	2,500,000
MAINTENANCE	Citywide Building Hazard Mitigation	675,000
	Citywide Elevator Repairs	765,000
	Citywide Infrastructure Improvements	1,000,000
	Citywide Maintenance and Improvements	1,530,000
	Citywide Nuisance Abatement	900,000
	Citywide Roof Capital Repairs	1,000,000
	Civic and Community Facilities	700,000
	Contaminated Soil Removal and Mitigation	1,000,000
	Fire Life Safety Building Systems (Regulation 4)	1,100,000
	Overhead Doors, Automatic Gates, and Awnings	500,000
	Underground Fuel Storage Tank Repairs and Replacements	500,000
	Subtotal:	<u>12,170,000</u>
OFFICE DEVELOPMENT AND CAPITAL PROGRAM	Capital Program - Figueroa Plaza Buildings	549,000
	Capital Program - Public Works Building	1,514,625
	Capital Program - Van Nuys Civic Center	1,325,000
	City Hall Entry Doors	600,000
	Electric Vehicle Charger Infrastructure	2,100,000
	Joy Picus Child Development Center Water Intrusion	1,200,000
	MEND Building Renovation	1,215,256
	Municipal Buildings Energy and Water Management and Conservation	2,466,000
	Public Works Building Broadway Garage and Central Plant Maintenance	632,938
	Space Optimization Tenant Work	4,500,000
	Subtotal:	<u>16,102,819</u>
PUBLIC SAFETY FACILITIES AND SECURITY UPGRADES	Electric Vehicle Charger Installation and Power Upgrades - Police	1,000,000
	Fire Station Alerting System Replacement	500,000
	Fire Station No. 4 Facade Replacement	955,000
	Fire Station No. 39 Improvements	330,000
	North Central Animal Shelter Kennel Repair/Renovation	1,500,000
	Operating Equipment for Police Evidence and CATS Warehouse	200,000
	Public Safety Facilities - Animal Services	550,000
	Public Safety Facilities - Fire	700,000
	Public Safety Facilities - Police	700,000
	Public Safety Facilities - Police Administration Building	280,000
	West Valley Police Station	1,034,000
	Subtotal:	<u>7,749,000</u>

RECREATION AND CULTURAL FACILITIES	Algin Sutton Child Care Center Facility Renovation	1,225,000
	Barnsdall Park - Residence A	1,600,000
	Capital Program - Cultural Affairs	500,000
	Capital Program - El Pueblo	200,000
	Capital Program - Zoo	500,000
	Engine Company 23 Junior Arts Center	3,300,000
	Glassell Park Child Care Center Facility Renovation	1,225,000
	Hollywood Recreation Center Phase II - Modern Gymnasium	1,100,000
	Lankershim Art Center Improvements and Habitability Repairs	4,000,000
	Mason Child Care Center Facility Renovation	1,102,500
	North Hollywood Park Redesign	1,500,000
	Old Arlington (Washington Irving) Library	750,000
	Pio Pico Library Pocket Park and Underground Parking	700,000
	Reseda Park Triangle	500,000
	Reseda Roller Skating Rink and Ice Skating Facility	1,500,000
	Reseda Theatre Roof Rehabilitation	450,000
	Sepulveda Basin Vision Plan	2,500,000
	Serrania Park Restroom	862,101
	Sheldon Arleta Phase III C - Baseball Field and Picnic Area	1,100,000
	Slauson and Wall Concrete Removal	2,557,079
	Slauson Connect Recreation Center Site Art Installations and Furniture, Fixtures, and Equipment	3,501,827
	Studio City Recreation Center - New Gymnasium	3,390,000
	Sun Valley Youth Arts Center Studio - Patio Conversion	472,204
	Taylor Yard G2 River Park	2,951,007
	Taylor Yard G2 River Park - Utilities	500,000
	Taylor Yard G2 River Park Project - Maintenance	100,000
	Valley Plaza Park Pool Repairs	250,000
	Van Nuys Ruth Bader Ginsburg Monument	125,000
	Various Recreation Parks Facilities	3,100,000
	Verdugo Hills Pool and Bathhouse Rehabilitation	1,282,785
	Vision Theatre Equipment	700,000
	Whitsett Sports Field Restroom Upgrades	400,000
	Zoo Exhibit Shade Structure - Elephant and Giraffe Exhibits	706,019
Zoo Vision Plan Phase I	2,000,000	
	<u>Subtotal:</u>	<u>46,650,522</u>
SEISMIC AND BRIDGE IMPROVEMENT / YARDS AND SHOPS	Arlington LSD Regional Facility	488,721
	Asphalt Plant I - Annex Site Improvements	8,629,774
	Asphalt Plant I - Recycled Asphalt Pavement Canopy Structure	230,000
	Bridge Improvement Program (BIP) - Program Contingency	1,000,000
	Capital Program - Bureau of Street Services	750,000
	Donald C Tillman LSD Regional Facility	312,963
	Electric Vehicles Infrastructure for Yards and Facilities	2,000,000
	Fuel Management System Upgrade - Phase II	2,000,000
Harbor LSD Regional Facility	523,118	

CTIEP – Municipal Facilities

	Sixth Street Viaduct Replacement Project - Continued Construction Funding	3,000,000
	Slauson LSD Regional Facility	488,721
	Southeast Yard Fire Damaged Buildings Demo, and Reconstruction Yards and Shops - Capital Equipment	1,000,000 450,000
	Subtotal:	<u>20,873,297</u>
LOS ANGELES	LACC ADA Remediation	2,000,000
CONVENTION CENTER	LACC Building Automation System Upgrade	5,400,000
(LACC)	LACC Campus Lighting Control Upgrades	800,000
	LACC Chiller Replacement	8,400,000
	LACC Elevator Upgrades	1,285,000
	LACC Escalator and Elevator Modernization	350,000
	LACC Escalator Replacement Program	975,000
	LACC Exterior Sign LED Retrofit	175,000
	LACC Food Service Renovations and Additions	750,000
	LACC Security Access Controls	305,000
	LACC Security Surveillance System	250,000
	LACC Sliding Door Upgrades	180,000
	LACC Supply and Return Motor Replacement	885,000
	Subtotal:	<u>21,755,000</u>
OTHER	One Percent for the Arts	330,487
	Parking Lot 2 and 7 Redesign	1,990,000
	Venice Public Parking Structure	11,645,634
	Subtotal:	<u>13,966,121</u>
TOTAL MUNICIPAL FACILITIES		
CAPITAL AND TECHNOLOGY IMPROVEMENT EXPENDITURE PROGRAM		<u>139,266,759</u>

THIS PAGE INTENTIONALLY LEFT BLANK

CAPITAL AND TECHNOLOGY IMPROVEMENT EXPENDITURE PROGRAM

BASIS FOR THE PROPOSED BUDGET

PHYSICAL PLANT

The 2022-23 Proposed Budget for the Physical Plant Capital and Technology Improvement Expenditure Program (CTIEP) relates to current year funding as follows:

	General Fund		Special Funds		Total		Prop O*
2021-22 Adopted Budget	\$ 33,079,866	\$	50,429,035	\$	83,508,901	\$	25,000,000
2022-23 Proposed Budget	\$ 19,291,233	\$	98,545,423	\$	117,836,656	\$	25,000,000
Change from 2021-22 Budget	\$ (13,788,633)	\$	48,116,388	\$	34,327,755	\$	-
Percent Change	(41.7%)		95.4%		41.1%		-

*Prop O funding amount is provided for informational purposes only.

The Proposed Budget for the Physical Plant CTIEP focuses on projects that will promote public safety by repairing streets and sidewalks, resolve flooding issues, and provide for clean water.

BUDGET HIGHLIGHTS

The Physical Plant CTIEP includes funding for:

- Fourteen watershed management projects, totaling \$21.7 million. This includes ten water quality projects required by the Clean Water Act under the City Enhanced Watershed Management Program Funds from the Measure W Local Return Fund (\$15.0 million) and four flood control projects from the Road Maintenance and Rehabilitation Program Special (SB1) Fund (\$6.7 million);
- Street-related improvements totaling \$90.7 million from the General Fund (\$18.9 million), Special Gas Tax Improvement Fund (\$1.4 million), SB1 Fund (\$47.3 million), Measure M Local Return Fund (\$14.6 million), Street Damage Restoration Fee Fund (\$3.8), and the Measure R Local Return Fund (\$4.7 million); and,
- Street lighting projects, including lighting at pedestrian crosswalks as part of the Vision Zero pedestrian safety program, totaling \$5.4 million from the General Fund (\$0.4 million), SB1 Fund (\$4.4 million), and Measure M Local Return Fund (\$0.6 million).

CTIEP – Physical Plant

	2021-22 Adopted Budget	2022-23 Proposed Budget
WATERSHED MANAGEMENT PROJECTS		
In 2022-23, funds are provided from the SB1 Fund (\$6,731,375) for four flood control projects and from the Measure W Local Return Fund (\$15,004,344) for 10 water quality improvement projects.	\$ 23,617,414	\$ 21,735,719
Total – Watershed Management Projects	<u>\$ 23,617,414</u>	<u>\$ 21,735,719</u>
STREET PROJECTS		
Street Repair and Pedestrian Improvement	\$ 49,611,487	\$ 89,680,937
In 2022-23, funds are provided from the General Fund (\$18,646,233), Special Gas Tax Street Improvement Fund (\$644,447), SB1 Fund (\$47,329,105), Measure M Local Return Fund (\$14,593,313), Street Damage Restoration Fund (\$3,767,839) and Measure R Local Return Fund (\$4,700,000) for public safety street improvements, hillside stabilization projects, pedestrian safety projects, and the reconstruction of streets that are extensively deteriorated.		
Contingencies	\$ 500,000	\$ 1,000,000
Funds are provided from the General Fund (\$250,000) and the Special Gas Tax Street Improvement Fund (\$750,000) for eligible Physical Plant projects. The City Administrative Officer may approve transfers from the Contingencies Account to any project previously approved by the Mayor and Council within the CTIEP.		
Total – Street Projects	<u>\$ 50,111,487</u>	<u>\$ 90,680,937</u>
STREET LIGHTING PROJECTS		
In 2022-23, funds are provided from the General Fund (\$395,000), SB1 Fund (\$4,400,000), and the Measure M Local Return Fund (\$625,000) for general benefit street lighting improvement, for maintenance and replacement of existing general benefit lighting, and for conversion of the high voltage lighting system to a low voltage system.	\$ 9,780,000	\$ 5,420,000
Total – Street Lighting Projects	<u>\$ 9,780,000</u>	<u>\$ 5,420,000</u>
CAPITAL AND TECHNOLOGY IMPROVEMENT EXPENDITURE PROGRAM – PHYSICAL PLANT	<u><u>\$ 83,508,901</u></u>	<u><u>\$ 117,836,656</u></u>

WATERSHED MANAGEMENT PROJECTS

The capital improvements listed in this section are funded from the Measure W Local Return Fund and the SB1 Fund.

PROJECT TITLE	CATEGORY*	SEI*	GI* ACTIVITY**	2022-23 AMOUNT
2nd Street/LA River Removal and Reuse Urban Flow System Phase II (aka LAR Segment B Urban Runoff Project No. 1-R2-02)	2,3	7	✓ C	\$ 882,756

Funding is provided by the Measure W Local Return Fund for the interception of dry-weather flow from a 13-foot box storm drain along 2nd Street by installing a diversion weir and drop inlet into a low flow diversion structure. The diverted flow will be pumped into an existing 22-inch sanitary sewer main in Alameda Street.

Arroyo Seco Low Flow Diversion (Hermon Dog Park LFD #2 AS-21)	2,3	6	✓ C	\$ 449,895
--	------------	----------	------------	-------------------

Funding is provided by the Measure W Local Return Fund for the interception of wet-weather and dry-weather flow from a 266 acre drainage area at Hermon Dog Park by installing a diversion weir and drop inlet into a low flow diversion structure. The diverted flow will be pumped into an existing sanitary sewer main located in Via Marisol, east of the 110 freeway.

Arroyo Seco Low Flow Diversion (Sycamore Grove Park LFD #1 AS-15)	2,3	5	✓ C	\$ 207,505
--	------------	----------	------------	-------------------

Funding is provided by the Measure W Local Return Fund for the interception of dry-weather flow from a 200 acre drainage area at Sycamore Grove Park by installing a diversion weir and drop inlet into a low flow diversion structure. The diverted flow will be pumped into an existing 42-inch sanitary sewer main nearby.

Ballona Creek TMDL Project (Low Flow Treatment Facilities #1 and #2)	2,3	7	✓ C	\$ 5,500,000
---	------------	----------	------------	---------------------

Funding is provided by the Measure W Local Return Fund for the retrofitting of the existing City of Los Angeles North Outfall Treatment Facility to a water quality facility that provides disinfection and treatment of dry weather flows in Ballona Creek and diversion of dry weather flows to Hyperion Water Reclamation Plant for recycling.

Century Blvd and Gramercy Place Storm Drain	1,5	6	- C	\$ 4,251,875
--	------------	----------	------------	---------------------

Funding is provided by the SB1 Fund for the construction of 2400 linear feet of 24-inch diameter storm drain along Century Blvd. from Van Ness Ave. and Gramercy Place. This project will alleviate flooding and improve safety of vehicle and pedestrian traffic.

E. 6th St. Green Infrastructure Corridor	2,3,5	4	✓ D/C	\$ 1,750,000
--	--------------	----------	--------------	---------------------

Funding is provided by the Measure W Local Return Fund for the installation of best management practices including drywells, street trees, and bioswales to capture, treat, and infiltrate dry weather and wet weather runoff from a 23-acre drainage area.

Eldridge – Harding Storm Drain (Mission College)	1	7	- D	\$ 400,000
---	----------	----------	------------	-------------------

Funding is provided by the SB1 Fund to extend the storm drain roughly 1900 linear feet with 54-inch reinforced concrete pipe (RCP) north off Harding and 340 linear feet of 18-in RCP to alleviate flooding and improve safety of vehicle and pedestrian traffic.

* "1" Health & Safety, "2" Legal Mandate, "3" Resiliency and Sustainability, "4" Operations and Cost Savings, "5" Equitable Community and Economic Sustainability/Social Equity. "SEI" Social Equity Index (See CTIEP Summary for SEI definition). "GI" Green Investment.

** "PP" preliminary study. "D" design. "C" construction work. "R/W" land or building acquisition. "P/C" post-construction.

WATERSHED MANAGEMENT PROJECTS (cont.)

PROJECT TITLE	CATEGORY*	SEI*	GI*	ACTIVITY**	2022-23 AMOUNT
La Cienega Blvd Green Infrastructure Corridor	2,3	7	✓	D/C	\$ 1,589,064
Funding is provided by the Measure W Local Return Fund for the installation of several types of stormwater capture and permeability-promoting features along La Cienega Blvd. to improve stormwater management infiltration and community enhancements					
LA River Low Flow Diversion (Compton Creek LFD)	2,3,5	4	✓	C	\$ 2,454,500
Funding is provided by the Measure W Local Return Fund for the installation of a low flow diversion structure to convey dry weather flow to the sewer and nearby Hyperion Water Reclamation Plant.					
Mission Rd/LA River Removal and Reuse Urban Flow System (aka LAR Segment B Urban Runoff Project No. 3-R2-G)	2,3,5	5	✓	C	\$ 767,655
Funding is provided by the Measure W Local Return Fund for the installation of a vegetated swale, storage tank with recirculation pump and onsite irrigation system, and tree planting to collect, treat, and use stormwater runoff for landscape irrigation at the South Mission and Jesse Roundabout Project and adjacent Air Treatment Facility low flow diversion structure to convey dry-weather flow to the sewer and nearby Hyperion Water Reclamation Plant.					
Montecito Drive to Latrobe Storm Drain	1	6	-	D	\$ 75,000
Funding is provided by the SB1 Fund for the installation of a storm drain within an existing 12' storm drain easement from Montecito Dr. to Latrobe St. to prevent runoff from overflowing to the downhill properties, resulting in slope erosion and mudflow. This project will alleviate the flooding and ensure public safety.					
Palmetto Street/LA River Removal and Reuse Urban Flow System (aka LAR Segment B Urban Runoff Project No. 2-R2-J)	2,3	7	✓	C	\$ 788,969
Funding is provided by the Measure W Local Return Fund for the interception of dry-weather flow from two perpendicular storm drains in Palmetto St. and Santa Fe Ave. by installing diversion weirs and drop inlets into a low flow diversion. The diverted flow will be pumped into an existing sanitary sewer located at the intersection of Santa Fe Ave. and Palmetto St.					
Reseda Blvd Alley Green Infrastructure Corridor	2,3	7	✓	C	\$ 614,000
Funding is provided by the Measure W Local Return Fund for the installation of stormwater best management practices, including interlocking pavers for vehicular alleys, street intercepts with aggregate filters, passive parkway irrigation, storage system, trees, and landscaping to capture, treat, and use dry-weather and wet-weather runoff.					
Sepulveda Blvd: 89th to LA Tijera Blvd Storm Drain	1	8	-	C	\$ 2,004,500
Funding is provided by the SB1 Fund for the construction of 550 linear feet of 36-inch diameter storm drain, catch basins, and laterals along Sepulveda Blvd. from 89th St. to La Tijera Blvd. This project will alleviate flooding and improve safety of vehicle and pedestrian traffic.					
Subtotal Watershed Management Projects					<u>\$ 21,735,719</u>

* "1" Health & Safety, "2" Legal Mandate, "3" Resiliency and Sustainability, "4" Operations and Cost Savings, "5" Equitable Community and Economic Sustainability/Social Equity. "SEI" Social Equity Index (See CTIEP Summary for SEI definition). "GI" Green Investment.

** "PP" preliminary study. "D" design. "C" construction work. "R/W" land or building acquisition. "PC" post-construction.

STREET PROJECTS

The capital improvements listed in this section are funded from the General Fund, Special Gas Tax Street Improvement Fund, SB 1 Fund, Measure M Local Return Fund, Street Damage Restoration Fee Fund, and Measure R Local Return Fund.

PROJECT TITLE	CATEGORY*	SEI*	GI*	ACTIVITY**	2022-23 AMOUNT
18th Street and 19th Street near Walker Ave	1	7	-	D	\$ 400,000
Funding is provided by the SB1 Fund to install approximately 2,400 linear feet of 48-inch RCP along 19th St. between 18th St. & Walker Ave. and along 18th St. between Walker Ave. and Meyler St. The project will also construct approximately 300 linear feet of 18-inch RCP connecting the proposed new curb opening catch basins to the main line maintenance hole and junction structures. This project will alleviate flooding and improve safety of vehicle and pedestrian traffic.					
2nd Street Tunnel Rehabilitation	1,2,4	6	-	D	\$ 1,500,000
Funding is provided by the SB1 Fund for design of the construction document, removal of the existing tiles, and replacement of the existing drainage system to ensure safety of traffic within the tunnel.					
2nd Street Tunnel Safety Maintenance and Cleaning	1,2,4	6	-	C	\$ 72,000
Funding is provided by the SB1 Fund to improve the Supervisory Control and Data Acquisition (SCADA) communication system that provides remote monitoring and control, and maintain various safety mechanisms within the tunnel.					
3rd Street Tunnel Safety Maintenance and Cleaning	1,2,4	6	-	C	\$ 77,000
Funding is provided by the SB1 Fund to maintain various safety mechanisms within the tunnel.					
7th Street Streetscape	1	7	✓	C	\$ 3,844,000
Funding is provided by the SB1 Fund (\$3,403,109), Street Damage Restoration Fee Fund (\$220,000), and Measure R Local Return Fund (220,891) for pedestrian safety improvements, including the installation of curb extensions, sidewalk widening, and crosswalk enhancements.					
Active Transportation Program Project Funding Gaps	1,3	-	✓	C	\$ 1,000,000
Funding is provided by the Measure M Local Return Fund for contingency funds for Active Transportation Program projects that experience cost increases to ensure that the grant deadline can be met.					
Affordable Housing and Sustainable Communities Projects	1,5	-	✓	C	\$ 6,000,000
Funding is provided to front-fund various transportation improvement projects funded by the Affordable Housing and Sustainable Communities Grant, which is a reimbursement grant.					
Appian Way (8569) Bulkhead	1	8	-	C	\$ 671,000
Funding is provided by the SB1 Fund to construct a bulkhead to provide lateral support to the existing roadway and restore safe passage to pedestrians and vehicles.					

* "1" Health & Safety, "2" Legal Mandate, "3" Resiliency and Sustainability, "4" Operations and Cost Savings, "5" Equitable Community and Economic Sustainability/Social Equity. "SEI" Social Equity Index (See CTIEP Summary for SEI definition). "GI" Green Investment.

** "PP" preliminary study. "D" design. "C" construction work. "R/W" land or building acquisition. "PC" post-construction.

STREETS PROJECTS (cont.)

PROJECT TITLE	CATEGORY*	SEI*	GI*	ACTIVITY**	2022-23 AMOUNT
Asilomar Boulevard Stabilization	1,4	8	-	C	\$ 10,208,000
Funding is provided by the General Fund (\$3,996,569), SB1 Fund (\$5,279,827), and Street Damage Restoration Fee Fund (\$931,604) to install a series of deep soil mixing piles to stabilize Asilomar Blvd. and restore safety to the roadway.					
Automated Public Toilets	1,5	-	-	C	\$ 3,266,560
Funding is provided for the replacement of automated public toilets.					
Avon Park Terrace (1431) Retaining Wall	1,4	7	-	C	\$ 803,000
Funding is provided by the SB1 Fund to construct a new concrete retaining wall to restore lateral support and safety to the roadway.					
Balboa Blvd. Widening at Devonshire St.	1	7	-	C	\$ 739,392
Funding is provided by the SB1 Fund to widen Balboa Blvd. for the creation of a second left turn lane in each direction to facilitate traffic flow at this intersection and to upgrade existing access ramps to comply with the Americans with Disabilities Act (ADA).					
Berenice Place	1,4	6	-	C	\$ 562,322
Funding is provided by the Street Damage Restoration Fee Fund to reconstruct approximately 225 foot long damaged asphalt concrete pavement, install curb and gutter, and any required work to provide the proper draining and ensure public safety.					
Bicycle Lane Repair and Maintenance	1,4	-	✓	C	\$ 4,149,717
Funding is provided by the Street Damage Restoration Fee Fund (\$470,608) and the Measure R Local Return Fund (\$3,679,109) for the repair and maintenance of bicycle lanes to ensure public safety.					
Bridge Maintenance Program	1,4	-	-	C	\$ 800,000
Funding is provided by the Measure R Local Return Fund for the repair and maintenance of bridges to ensure public safety.					
Browning Blvd. (1700) Pedestrian Tunnel Closure	1,5	5	-	D	\$ 62,999
Funding is provided for the closure of the pedestrian tunnel to ensure public safety.					
Bushwick Street Between Estara Ave. and Ave. 36	1,4,5	6	-	D	\$ 792,305
Funding is provided by the Street Damage Restoration Fee Fund to reconstruct the asphalt concrete pavement, sidewalk, curb ramp, and curb and gutter to ensure public safety					
Cole Crest Drive (8464) Bulkhead	1,4	8	-	C	\$ 496,000
Funding is provided by the SB1 Fund to replace an existing failing bulkhead with a new steel pile and pre-cast concrete lagging bulkhead to restore lateral support and safety of the roadway.					

* "1" Health & Safety, "2" Legal Mandate, "3" Resiliency and Sustainability, "4" Operations and Cost Savings, "5" Equitable Community and Economic Sustainability/Social Equity. "SEI" Social Equity Index (See CTIEP Summary for SEI definition). "GI" Green Investment.

** "PP" preliminary study. "D" design. "C" construction work. "R/W" land or building acquisition. "PC" post-construction.

STREETS PROJECTS (cont.)

PROJECT TITLE	CATEGORY*	SEI*	GI*	ACTIVITY**	2022-23 AMOUNT
Contingency for Construction	1	-	-	C	\$ 1,000,000
Funding is provided by the General Fund (\$250,000) and Special Gas Tax Street Improvement Fund (\$750,000) for unanticipated shortfalls and other capital needs during the fiscal year.					
Crescent Drive (8483 & 8527) Bulkhead	1,4	8	-	C	\$ 1,297,000
Funding is provided by the SB1 Fund to construct two steel pile and pre-cast concrete lagging bulkheads to restore lateral support and ensure safety to the roadway.					
Crescent Drive (8718, 8742, & 8764) Bulkheads	1,4	8	-	C	\$ 1,772,000
Funding is provided by the SB1 Fund to construct two steel pile and pre-cast concrete lagging bulkheads to restore lateral support and ensure safety to the roadway.					
Dixie Canyon Avenue (6164) Bulkhead and Slope Stabilization	1,4	8	-	C	\$ 443,000
Funding is provided by the SB1 Fund to construct two steel pile and pre-cast concrete lagging bulkheads to restore lateral support to the roadway and install k-rail with a debris barrier to protect the roadway from slough.					
Dudley Drive Pavement Reconstruction	1,4	6	-	C	\$ 500,000
Funding is provided by the Street Damage Restoration Fee Fund to reconstruct the asphalt concrete roadway to improve drainage, widen the street width to enhance safety, and install new pavement and striping.					
Erosion Control for Hillside Damage	1	-	-	C	\$ 400,000
Funding is provided by the General Fund (\$200,000) and Special Gas Tax Street Improvement Fund for emergency erosion control mitigation measures to protect damaged streets, right-of-way, and property from further erosion at various sites throughout the City, as needed.					
Foothill Blvd. (12061) and Pierce Street Tunnel	1,5	6	-	D	\$ 64,433
Funding is provided for the closure of the pedestrian tunnel to ensure public safety.					
Glendale Clinton Staircase	1,4,5	6	-	D	\$ 380,000
Funding is provided for the repair of the stairway that provides pedestrian access between Glendale Blvd. and Clinton St. to ensure pedestrian safety.					
Glenoaks Boulevard (10810) Slope Mitigation	1,5	6	-	C	\$ 755,000
Funding is provided by the SB1 Fund to install rockfall netting to prevent debris and slough from encroaching onto the roadway and sidewalk to ensure public safety.					
Glenoaks Bridge Over Burbank – Bridge Railing	1,4	7	-	D	\$ 85,082
Funding is provided by the SB1 Fund to repair the damaged rail over the bridge to ensure the safety of vehicles and pedestrians.					

* "1" Health & Safety, "2" Legal Mandate, "3" Resiliency and Sustainability, "4" Operations and Cost Savings, "5" Equitable Community and Economic Sustainability/Social Equity. "SEI" Social Equity Index (See CTIEP Summary for SEI definition). "GI" Green Investment.

** "PP" preliminary study. "D" design. "C" construction work. "R/W" land or building acquisition. "PC" post-construction.

STREETS PROJECTS (cont.)

PROJECT TITLE	CATEGORY*	SEI*	GI*	ACTIVITY**	2022-23 AMOUNT
High Priority Sidewalk Gap Closures and Pedestrian Safety Improvements	1,4,5	4	-	D	\$ 400,000
Funding is provided by the SB1 Fund for design of sidewalks and pedestrian safety or crossing elements at four locations that are along routes to schools or other community destinations to provide pedestrians with a safe pathway.					
Jefferson Blvd. Complete Street Project	1,3,5	5	✓	C	\$ 4,143,672
Funding is provided by the SB1 Fund to install a complete streets project on Jefferson Blvd. between Vermont Ave. and Western Ave. This project will also create a safe and accessible bike path along the LA River.					
Kinney Street Improvements Project	1,4	6	-	C	\$ 900,000
Funding is provided by the SB1 Fund to restore safe passage for vehicles by widening the street to a uniform 20-foot wide street section with curb and gutter, improving the turning radius at the knuckle area, reconstructing the pavement, adding catch basins, and improving the drainage system.					
LA River Way – San Fernando Valley Completion Project	1,3,5	7	✓	C	\$ 5,289,000
Funding is provided by the Measure M Local Return Fund to construct a Class I bike path and greenway along the LA River.					
Los Angeles River Bike Path Repair near Ferraro Fields	1,3,4,5	6	✓	D/C	\$ 1,500,000
Funding is provided by the Measure M Local Return Fund for a temporary repair and for design of a permanent repair alternative to resolve the ground squirrel infestation, stabilize the subgrade, and maintain long-term performance of the bicycle path.					
Machado Lake Ecosystem Habitat Restoration Mitigation and Monitoring Plan (HRMMP)	2,3,5	6	✓	PC	\$ 1,065,238
Funding is provided for habitat restoration and monitoring activities to comply with permit requirements from the California Department of Fish and Wildlife.					
Martin Luther King, Jr. Blvd. Streetscape	5	5	✓	C	\$ 3,800,000
Funding is provided by the SB1 Fund for improvements along Martin Luther King, Jr. Blvd., between Hill St. and Central Ave., to connect the improvements around Exposition Park. Improvements include sidewalk and median tree planting, pedestrian-lighting, sidewalk and curb ramp upgrades/repairs, new landscaped medians, and other elements.					
Medina Road (4956, 5166, 5259) Bulkhead	1,4	8	-	C	\$ 1,827,000
Funding is provided by the SB1 Fund to replace existing failed timber and concrete bulkheads with new steel pile and pre-cast concrete lagging bulkheads to provide lateral support to the roadway and to ensure public safety.					
Mt. Washington Drive (730) Bulkhead	1,4	6	-	C	\$ 459,000
Funding is provided by the SB1 Fund to replace an existing failing timber bulkhead with a new steel pile and pre-cast concrete lagging bulkhead to provide lateral support to the roadway and to ensure public safety.					

* "1" Health & Safety, "2" Legal Mandate, "3" Resiliency and Sustainability, "4" Operations and Cost Savings, "5" Equitable Community and Economic Sustainability/Social Equity. "SEI" Social Equity Index (See CTIEP Summary for SEI definition). "GI" Green Investment.

** "PP" preliminary study. "D" design. "C" construction work. "R/W" land or building acquisition. "PC" post-construction.

STREETS PROJECTS (cont.)

PROJECT TITLE	CATEGORY*	SEI*	GI*	ACTIVITY**	2022-23 AMOUNT
Mulholland Drive (23201) Bulkhead	1,4	8	-	C	\$ 271,000
Funding is provided by the SB1 Fund for the installation of a new steel pile and concrete lagging bulkhead to provide lateral support to the roadway and to ensure public safety.					
Mulholland Drive (7863 – 7877) Bulkhead	1,4	8	-	C	\$ 1,463,000
Funding is provided by the SB1 Fund to install a new steel pile and pre-cast concrete lagging bulkhead to provide lateral support to the roadway and to ensure public safety.					
Mulholland Drive at Bowmont Dr. Bulkhead	1,4	8	-	C	\$ 346,000
Funding is provided by the SB1 Fund to construct a new steel pile and pre-cast concrete lagging bulkhead to provide lateral support to the roadway and to ensure public safety.					
Mulholland Drive E/0 Bowmont Dr. Bulkhead	1,4	8	-	C	\$ 592,000
Funding is provided by the SB1 Fund to install two new steel beam and pre-cast concrete lagging bulkheads to provide lateral support to the roadway and to ensure public safety.					
National Blvd. and Clarington Ave.	1,4	7	✓	C	\$ 629,629
Funding is provided to construct a safe accessible route on the north side of National Boulevard. The proposed improvements includes new concrete sidewalk, curb and gutter, and driveways. This route is adjacent to a Metro Rail station.					
North Atwater Multimodal Bridge over Los Angeles River	3	7	✓	C	\$ 693,313
Funding is provided by the Measure M Local Return Fund for a loan payment for the construction of a new 320-ft long cable-stayed bridge to carry pedestrian, bicycle, and equestrian traffic.					
Oakfield Drive (4039) Bulkhead	1,4	9	-	C	\$ 477,000
Funding is provided by the SB1 Fund to install a new steel beam and pre-cast concrete lagging bulkhead to provide lateral support to the roadway and to ensure public safety.					
Osborne/Laurel Canyon Left Turn Signal	1	6	-	C	\$ 185,000
Funding is provided by the Measure M Local Return Fund for the installation of a left turn signal at the intersection of Osborne and Laurel Canyon.					
Pacific View Drive (7260 – 7280 and 7332)	1,4	8	-	D	\$ 219,949
Funding is provided by the SB1 Fund to reconstruct the asphalt concrete pavement and to install a retaining wall, curb, and hand rail to ensure public safety.					
Paseo Miramar (361 – 431)	1	9	-	D	\$ 76,574
Funding is provided by the Street Damage Restoration Fee Fund to reconstruct the deteriorated section of street and driveway, reinstall six curb drains, and construct 203 linear feet of curb and gutter to direct the water into the existing gutter located downhill to ensure vehicular safety.					

* "1" Health & Safety, "2" Legal Mandate, "3" Resiliency and Sustainability, "4" Operations and Cost Savings, "5" Equitable Community and Economic Sustainability/Social Equity. "SEI" Social Equity Index (See CTIEP Summary for SEI definition). "GI" Green Investment.

** "PP" preliminary study. "D" design. "C" construction work. "R/W" land or building acquisition. "PC" post-construction.

STREETS PROJECTS (cont.)**PROJECT TITLE**

CATEGORY*	SEI*	GI*	ACTIVITY**	2022-23 AMOUNT
------------------	-------------	------------	-------------------	---------------------------

Paseo Miramar (767)	1,4	9	-	C	\$ 291,000
----------------------------	------------	----------	----------	----------	-------------------

Funding is provided by the Street Damage Restoration Fee Fund to reconstruct roadway, curb and gutter, and sidewalk to ensure public safety.

Plummer/Natick Crosswalk	1	7	-	C	\$ 250,000
---------------------------------	----------	----------	----------	----------	-------------------

Funding is provided by the Measure M Local Return Fund to install a crosswalk at the intersection of Plummer and Natick.

Quail Drive (680) Retaining Wall Replacement	1,4	8	-	C	\$ 443,000
---	------------	----------	----------	----------	-------------------

Funding is provided by the SB1 Fund to install a new steel pile and concrete lagging bulkhead to replace an existing failing concrete retaining wall to restore lateral support to the roadway and ensure public safety.

Radford Ave. over LA River Bridge Repairs	1,4	8	-	C	\$ 250,000
--	------------	----------	----------	----------	-------------------

Funding is provided by the Special Gas Tax Street Improvement Fund to reconstruct the access ramps, concrete sidewalks, railing, and curb and gutter.

Rail to Rail (R2R) Project	1,3,5	4	✓	C	\$ 9,000,000
-----------------------------------	--------------	----------	----------	----------	---------------------

Funding is provided by the SB1 Fund (\$3,724,000) and Measure M Local Return Fund (\$5,276,000) to partially fund the project cost that is within the City's right-of-way. The project, which will be implemented by Metro, will convert the underutilized railroad right-of-way into a multi-purpose transportation corridor, creating a new east-west pedestrian and bicycle corridor, connections to numerous transit lines, and enhancing the existing and future bicycle network.

Reimagine Venture Blvd. – Phase 2	1	8	-	D	\$ 400,000
--	----------	----------	----------	----------	-------------------

Funding is provided by the Measure M Local Return Fund for street improvement work along Ventura Blvd.

Rockledge Road (2120) Retaining Wall Replacement	1,4	7	-	C	\$ 330,000
---	------------	----------	----------	----------	-------------------

Funding is provided by the SB1 Fund to install a new steel beam and pre-cast concrete lagging bulkhead to restore lateral support to the existing roadway and ensure public safety.

Safety Railing near 1780 Rotary Drive	1	7	-	C	\$ 75,000
--	----------	----------	----------	----------	------------------

Funding is provided to install a handrail onto the curbing wall along the existing stairs. The handrail will provide additional safety for users of this public facility.

Safety Related Drainage Projects	1,4	-	-	C	\$ 500,000
---	------------	----------	----------	----------	-------------------

Funding is provided for slope erosion repair, street reconstruction, installation of asphalt concrete (AC) berm or concrete curb, AC pavement, and any street remedial work to address localized needs that are below the thresholds of capital repair projects.

* "1" Health & Safety, "2" Legal Mandate, "3" Resiliency and Sustainability, "4" Operations and Cost Savings, "5" Equitable Community and Economic Sustainability/Social Equity. "SEI" Social Equity Index (See CTIEP Summary for SEI definition). "GI" Green Investment.

** "PP" preliminary study. "D" design. "C" construction work. "R/W" land or building acquisition. "PC" post-construction.

STREETS PROJECTS (cont.)

PROJECT TITLE	CATEGORY*	SEI*	GI*	ACTIVITY**	2022-23 AMOUNT
San Rafael Avenue (4064) Bulkhead Replacement	1,4	7	-	C	\$ 583,000
Funding is provided by the SB1 Fund to replace a deteriorating timber bulkhead with a new steel pile and precast concrete lagging bulkhead to restore lateral support to the roadway and ensure public safety.					
Sepulveda Blvd. (LAX) Tunnel Safety Maintenance and Cleaning	1,2,4	6	-	C	\$ 321,000
Funding is provided by the SB1 Fund for maintenance of all safety equipment in the tunnel that protects the public from life-threatening situations in the event of a power failure, fire, or other natural disaster. The scope of the maintenance and cleaning work includes fire detection system, switch gear, dewatering pumps, carbon monoxide sensors, ventilation fan system, SCADA system, and air conditioning.					
Sherman Way Tunnel Safety Maintenance and Cleaning	1,2,4	5	-	C	\$ 126,000
Funding is provided by the SB1 Fund for maintenance of all safety equipment in the tunnel that protects the public from life-threatening situations in the event of a power failure, fire, or other natural disaster. The scope of maintenance and cleaning includes service to the SCADA System, dewatering pumps, fire extinguishers, and air-conditioning system.					
Sunland Blvd. (9474) Slope Mitigation	1,4	7	-	C	\$ 230,000
Funding is provided by the SB1 Fund to install K-rail with a debris fence to prevent slough from encroaching into the roadway to provide safe passage to vehicular traffic.					
Sunset Blvd. (2723) Phase 4 Remedial Slope Mitigation	1,4	6	-	C	\$ 3,000,000
Funding is provided by the SB1 Fund to install a shotcrete and soil nail wall to mitigate the over-steepened slope to ensure the safety of pedestrians and vehicles.					
Temple Hill Drive (6164) Bulkhead Replacement	1,4	7	-	C	\$ 585,000
Funding is provided by the SB1 Fund to replace an existing failing timber bulkhead with a new steel pile and concrete lagging bulkhead to restore lateral support to the street and to ensure public safety.					
Treasure Trail (7006 – 7020) Slope Mitigation	1,4	8	-	C	\$ 138,000
Funding is provided by the SB1 Fund to install K-rails with a debris fence and prevent slough from encroaching into the roadway to restore safe passage to pedestrians and vehicles.					
Utica Drive (8371) Bulkhead	1,4	8	-	C	\$ 649,000
Funding is provided by the SB1 Fund to install a new steel beam and pre-cast concrete lagging bulkhead to provide lateral support to the roadway and restore safe passage to pedestrians and vehicles.					
Wade Street (3640) and Marco Place	1	7	-	D	\$ 811,500
Funding is provided by the SB1 Fund to reconstruct sidewalk, culvert, curb and gutter, driveways, sidewalk, and roadway to alleviate the flooding along private properties.					

* "1" Health & Safety, "2" Legal Mandate, "3" Resiliency and Sustainability, "4" Operations and Cost Savings, "5" Equitable Community and Economic Sustainability/Social Equity. "SEI" Social Equity Index (See CTIEP Summary for SEI definition). "GI" Green Investment.

** "PP" preliminary study. "D" design. "C" construction work. "R/W" land or building acquisition. "PC" post-construction.

STREETS PROJECTS (cont.)

PROJECT TITLE	CATEGORY*	SEI*	GI*	ACTIVITY**	2022-23 AMOUNT
West Jefferson Blvd. (4521) – Bus Pad and Street Improvements	1,4,5	5	-	D	\$ 124,447
Funding is provided by the Special Gas Tax Street Improvement Fund to remove and to replace a settled bus pad, and reconstruct the damaged curb and sidewalk to ensure public safety.					
Westshire Drive (2804) Bulkhead	1,4	7	-	C	\$ 298,000
Funding is provided by the SB1 Fund to construct approximately 32 linear feet of bulkhead consisting of cast-in-place steel beam and pre-cast concrete lagging to provide lateral support to the existing roadway and ensure public safety.					
Whitley Avenue (2032) Retaining Wall Replacement	1,4	7	-	C	\$ 796,000
Funding is provided by the SB1 Fund to replace an existing failing concrete retaining wall with a new steel beam and pre-cast concrete lagging bulkhead to restore lateral support to the existing roadway and ensure public safety.					
Wilcox (1718 N.) Settlement Repair	1,4	6	-	D	\$ 70,000
Funding is provided by the Special Gas Tax Improvement Fund to reconstruct an approximately 100-foot long damaged concrete roadway, sidewalk pavement, and curb and gutter to ensure public safety.					
Wilmington Drain Habitat Restoration Mitigation and Monitoring Plan Project	2,3,5	6	✓	PC	\$ 2,405,805
Funding is provided for habitat restoration mitigation and monitoring activities as required by the permit issued by the California Department of Fish and Wildlife.					
Woodrow Wilson Drive (7040) Bulkhead	1,4	8	-	C	\$ 924,000
Funding is provided by the SB1 Fund to install a new steel beam and pre-cast concrete lagging bulkhead to provide lateral support to the existing roadway and to ensure public safety.					
Yuma Place (8320) Bulkhead	1,4	8	-	C	\$ 1,599,000
Funding is provided by the SB1 Fund to construct approximately 130 linear feet of bulkhead to provide lateral support to the existing roadway and ensure public safety.					
Subtotal Street Projects					<u>\$ 90,680,937</u>

* "1" Health & Safety, "2" Legal Mandate, "3" Resiliency and Sustainability, "4" Operations and Cost Savings, "5" Equitable Community and Economic Sustainability/Social Equity. "SEI" Social Equity Index (See CTIEP Summary for SEI definition). "GI" Green Investment.

** "PP" preliminary study. "D" design. "C" construction work. "R/W" land or building acquisition. "PC" post-construction.

STREET LIGHTING PROJECTS

The capital improvements listed in this section are funded from the General Fund, SB1 Fund, and Measure M Local Return Fund.

PROJECT TITLE	CATEGORY*	SEI*	GI*	ACTIVITY**	2022-23 AMOUNT
Architectural Lighting Maintenance	1,4	-	-	C	\$ 50,000
Funding is provided for the repair or replacement of architectural lighting for bridges, statues, trees, walls, underpasses, and medians.					
Bridge and Tunnel Lighting Maintenance	1,4	-	-	C	\$ 100,000
Funding is provided for the maintenance and operation of bridge and tunnel lighting within the City.					
Bikeway General Benefit Maintenance	1,4	-	-	C	\$ 150,000
Funding is provided for maintenance of bikeway lighting, including replacement of copper wire due to theft.					
LED Street Light Retrofit – Upgrade Phase I	1,3,4	-	✓	C	\$ 4,000,000
Funding is provided by the SB1 Fund for the replacement of 20,000 existing light-emitting diode street lights that are degrading with new increased energy efficient/performance street lights throughout the City.					
Stairway and Walkway Lighting Unit 9	1	-	-	C	\$ 400,000
Funding is provided by the SB1 Fund to upgrade or install new pedestrian lighting on stairways and walkways, including tunnels and underpasses. Work includes installation of new conduit wires, poles, foundations, and luminaires as necessary.					
Street Lighting at Existing Pedestrian Crosswalks Vision Zero Improvements	1	-	-	C	\$ 500,000
Funding is provided by the Measure M Local Return Fund to install new street lighting poles and/or upgrade existing luminaires in coordination with the Department of Transportation to provide the necessary lighting levels for the safety of pedestrians at these locations.					
Street Lighting Improvements on DOT New and Modified Signals	1	-	✓	C	\$ 125,000
Funding is provided by the Measure M Local Return Fund to install new street lighting to intersections in conjunction with DOT's New Signal Modification projects.					
Superbloom Street Lighting Pole Implementation Unit 1	3				\$ 95,000
Funding is provided for design, prototypes, and inspection services for new smart streetlight poles to meet other City demands such as shade, traffic sensors, internet, electric vehicle charging, wayfinding, banners, air pollution monitoring and more.					
Subtotal Street Lighting Projects					<u>\$ 5,420,000</u>

* "1" Health & Safety, "2" Legal Mandate, "3" Resiliency and Sustainability, "4" Operations and Cost Savings, "5" Equitable Community and Economic Sustainability/Social Equity. "SEI" Social Equity Index (See CTIEP Summary for SEI definition). "GI" Green Investment.

** "PP" preliminary study. "D" design. "C" construction work. "R/W" land or building acquisition. "PC" post-construction.

THIS PAGE INTENTIONALLY LEFT BLANK

CAPITAL AND TECHNOLOGY IMPROVEMENT EXPENDITURE PROGRAM

BASIS FOR THE PROPOSED BUDGET

TECHNOLOGY

The 2022-23 Proposed Budget for the Capital and Technology Improvement Expenditure Program (CTIEP) is as follows:

	General Fund	Special Funds	Total Budget	MICLA	Total Program
2021-22 Adopted Budget	\$ 50,615,046	\$ 2,757,460	\$ 53,372,506	\$ 3,634,158	\$ 57,006,664
2022-23 Proposed Budget	6,650,000	4,167,649	10,817,649	5,200,000	16,017,649
Change from 2021-22 Budget	(43,965,046)	1,410,189	(42,554,857)	1,565,842	(40,989,015)
Percent Change	(86.9%)	51.1%	(79.7%)	43.1%	(71.9 %)

On May 3, 2020, the City Council and Mayor adopted a revision to the City's Financial Policies, which added technology infrastructure as a component of the City's Capital and Technology Improvement Policy, formerly the Capital Improvement Policy (C.F. 19-1353). Unlike Municipal Facilities, Physical Plant, and Clean Water projects, which are budgeted centrally, technology projects are budgeted within the individual department that administers the project and are summarized herein.

To be included within the Technology CTIEP a technology project must represent a significant investment in technology infrastructure, including major technology systems. Unlike the other components of the CTIEP, which represent physical and tangible infrastructure such as sewer systems, buildings, and streets, technology infrastructure is not necessarily physical. Physical technology projects such as the replacement or installation of radio towers, network equipment, and fiber optic infrastructure are included in the Technology CTIEP. Technology CTIEP projects can also include the upgrade, replacement, or new implementation of systems, for which significant investments are in software or cloud-hosted applications that do not always have a physical component. Typically, a technology project must have a total estimated cost of \$1 million to be included in the Technology CTIEP unless the project is determined to have a significant Citywide impact. Expenditures for routine maintenance and the replacement of personal computer equipment are not eligible for inclusion in the Technology CTIEP.

Significant technology projects budgeted in the 2022-23 CTIEP include:

- Funding of \$3.6 million for the replacement of the Department of Building and Safety's Code Enforcement Inspection System;
- Funding of \$4.0 million, which represents the third year of funding for the estimated total \$18.7 million project, for the upgrade of the Fire Department's radio system and replacement of all of the dispatch consoles at the primary and backup dispatch centers; and,
- Funding of \$2.2 million for the replacement of obsolete network routers and switches that are part of the network infrastructure that provides internet access and supports the operations of various City departments.

All items are funded by the General Fund unless otherwise noted in the descriptions on the following pages.

**2022-23
Proposed
Budget**

TECHNOLOGY CTIEP PROJECTS

<p>Department of Building and Safety (DBS) – Replacement of the Code Enforcement Inspection System</p> <p>Replacement of the DBS Code Enforcement Inspection System to modernize DBS legacy systems and enable improved business processes. Funding is provided as a special purpose fund appropriation within the Building Permit Enterprise Fund.</p>	\$ 3,600,000
<p>Office of Finance and Unappropriated Balance (UB) – Revenue Collections Software Support and Technology</p> <p>Funding is set aside for the Office of Finance to implement a new collections software that includes a database, case management, and automated debt-related services used by the Office to collect delinquent debt ranging from taxes to fines. Funding is also set aside to complete the LATAX cloud migration that began in 2021-22.</p>	700,000
<p>Los Angeles Fire Department – Voice Radio System Upgrade</p> <p>Upgrade of the Fire Department radio system and replacement of all of the dispatch consoles at the primary and backup dispatch centers. Funding is provided by MICLA.</p>	4,000,000
<p>General City Purposes – Open Data and Digital Services</p> <p>Deployment, creation, or maintenance of open data platforms and digital services that enable efficiencies, openness, and participation.</p>	1,250,000
<p>Information Technology Agency (ITA) – Public Safety Radio Infrastructure Replacement</p> <p>Infrastructure upgrades at various remote mountaintop microwave, radio, and network sites that support public safety radio communications for the Los Angeles Police Department (LAPD) and Los Angeles Fire Department (LAFD), including 9-1-1 dispatch. Upgrades include replacement or repair of radio towers, replacement or repair to shelters (buildings) that house the telecommunications equipment, upgrades to electrical capacity including new or replacement generators, and new or upgraded HVAC systems. Funding is provided by MICLA.</p>	1,200,000
<p>ITA – Obsolete Network Equipment Replacement</p> <p>Replacement of obsolete network routers and switches that are part of the network infrastructure that provides internet access and supports the operations of various City departments.</p>	2,200,000
<p>ITA and UB – MyLA311 System Replacement</p> <p>Replatform of the MyLA311 system to a modern cloud-based system. Partial funding is provided as a special purpose fund appropriation within the Telecommunications and Public, Educational, and Government Development (\$567,649) and the remaining funding is included within the Unappropriated Balance (\$1,000,000).</p>	1,567,649
<p>Public Works: Bureau of Street Services – Enterprise Asset Management System</p> <p>Second year of development of the Enterprise Asset Management System which is the central hub of all the asset data along with business intelligence tools to be used in the planning, prioritization, management, and execution of street operations and projects.</p>	1,500,000
<p>TOTAL TECHNOLOGY CAPITAL AND TECHNOLOGY IMPROVEMENT EXPENDITURE PROGRAM</p>	<p>\$ <u>16,017,649</u></p>

EMERGENCY OPERATIONS FUND

BASIS FOR THE PROPOSED BUDGET

The 2022-23 Proposed Budget for the Emergency Operations Fund (EOF) relates to the current year funding as follows:

	Amount	% Change
2021-22 Adopted Budget	\$ 908,967	
2022-23 Proposed Budget	\$ 1,200,599	
Change from 2020-21 Budget	\$ 291,632	32%

The 2022-23 Proposed EOF Budget provides funding for annual fees for software licenses, data subscriptions, and phone services, equipment items, and the Local Hazard Mitigation Plan update for the City. This budget provides specific resources to assist the member departments of the Emergency Operations Organization to prepare for, respond to, mitigate, and recover from local emergencies such as terrorist attacks, earthquakes, fires, and other disasters.

Annual funding for the EOF supports the costs of supplies, software licenses, technical equipment, publication of public outreach and print materials for Emergency Operations Center (EOC) activations, urgent needs for emergency situation and incidents that do not rise to the level of a Declaration of Emergency, and maintenance and support of audio and video systems in the EOC. Funds in the EOF are expended by the General Manager of the Emergency Management Department, subject to the approval of the Chief of Police, who acts as the Chairperson of the Emergency Operations Board.

	2021-22 Adopted Budget	2022-23 Proposed Budget
Appropriations		
Printing and Binding – Includes funding for publication of print materials for community events and EOC activations.	\$ 15,000	\$ 15,000
Contractual Services – Includes funding for the EOC audio/video maintenance, EOC Training Room audio/video upgrades, annual fees for software licenses, data subscriptions, and phone services, multi-factor authentication services, urgent needs for emergency situation and incidents not in the level of a Declaration of Emergency, and the Local Hazard Mitigation Plan update.	842,967	1,271,629
Office and Administrative – Includes funding for EOC hardware and software upgrades, cloud backup licensing, and facility upgrades.	51,000	-
Other Operating Equipment – Includes funding for Bi-Directional Amplifier for the EOC.	-	93,007
Reduction in Total Appropriation – Prior year savings are used to reduce total GF appropriations for EOF and fund the Local Hazard Mitigation Plan update.	-	(179,037)
TOTAL APPROPRIATIONS	\$ 908,967	\$ 1,200,599

THIS PAGE INTENTIONALLY LEFT BLANK

ETHICS COMMISSION

PUBLIC MATCHING CAMPAIGN FUNDS TRUST FUND

BASIS FOR THE PROPOSED BUDGET

The 2022-23 Proposed Budget for the Public Matching Campaign Funds Trust Fund (the Trust Fund) relates to current year funding as follows:

	Amount	% Change
2021-22 Adopted Budget	\$ 3,464,617	
2022-23 Proposed Budget	\$ 3,667,173	
Change from 2021-22 Budget	\$ 202,556	5.85%

Charter section 471(c)(1) requires an annual General Fund appropriation to the Trust Fund equal to the current value of \$2 million in 1991 dollars. The current value is determined using the Consumer Price Index (CPI) for all consumer items other than housing for the metropolitan statistical area of Los Angeles-Long Beach-Anaheim, CA. The annual appropriation must be adjusted each year to reflect changes in the CPI since 1991. The required appropriation amount for 2022-23 is \$3,667,173.

Charter section 471(c)(1) provides that the City Council, by two-thirds vote, may reduce or withhold the Trust Fund's annual appropriation if all of the following occur: (1) the City Council declares a fiscal emergency by resolution for that fiscal year; (2) the Trust Fund balance is at least \$8 million in 1991 dollars adjusted for CPI; and (3) the City Council has considered the Ethics Commission's analysis on projected costs and public funding needs for the next four years. For 2022-23, \$8 million in 1991 dollars adjusted for CPI is \$14,668,692.

Charter section 471(c)(2) provides that City Council, by two-thirds vote, may temporarily transfer money from the Trust Fund to meet other obligations if all of the following occur: (1) the City Council declares a fiscal emergency by resolution for that fiscal year; (2) the City Council has considered the Ethics Commission's analysis on projected costs and public funding needs for the next four years; and (3) the transferred funds are limited to funds that exceed a minimum balance of \$8 million in 1991 dollars adjusted for CPI. The transferred funds must be reimbursed to the Trust Fund upon the earlier of the date the Ethics Commission determines that the funds are needed or the end of the next fiscal year.

The Ethics Commission projects total payouts of \$7.6 million in 2022-23 for the November 2022 general election for three Citywide, eight odd-numbered seats races, and one special election. The Trust Fund balance is expected to be approximately \$18.2 million on June 30, 2022. The projected balance will be more than the minimum fund balance required per Charter Section 471(c)(1) to reduce or withhold the annual appropriation, but as the City Council has not declared a fiscal emergency by resolution for 2022-23, the required appropriation for the Public Matching Campaign Funds Trust Fund for 2022-23 is \$3,667,173.

FY 2022-23 Minimum Fund Balance required to Reduce or withhold annual appropriation:	\$14,668,692
Estimated balance on June 30, 2022:	\$18,200,000
Required appropriation for 2022-23:	\$3,667,173
Estimated balance on July 1, 2022:	\$21,867,173

THIS PAGE INTENTIONALLY LEFT BLANK

GENERAL CITY PURPOSES

BASIS FOR THE PROPOSED BUDGET

The 2022-23 Proposed Budget for General City Purposes (GCP) relates to prior year funding as follows:

	Amount	% Change
2021-22 Adopted Budget	\$ 333,589,539	
2022-23 Proposed Budget	\$ 265,305,749	
Change from 2021-22 Budget	\$ (68,283,790)	(20.5)%

The GCP provides funding for the costs of special services or purposes not readily chargeable to a specific department of the City, including items related to the Promotion of the Image of the City, Governmental Services, and Intergovernmental Relations. The contracts and programs included within the GCP will be monitored by various City departments. These monitoring departments and the City Clerk are responsible for drafting appropriate contracts (subject to the approval of the City Attorney) and presenting them to the contractors for execution. These departments also handle contract compliance and payment request approvals. At the conclusion of every contract, the monitoring departments perform initial and final contract close-out reviews. In addition to contract monitoring, the Office of the City Clerk is responsible for assuring Citywide consistency in the GCP Program.

PROMOTION OF THE IMAGE OF THE CITY

Financial support for advertising the merits of the City in connection with such events as conventions, parades, official visits of foreign dignitaries, or any other special events or projects that would either create tourism in the City or result in favorable advertising or publicity of the merits of the City.

<u>Program Changes</u>	<u>2021-22 Adopted Budget</u>	<u>Change From 2021-22 Budget</u>	<u>2022-23 Proposed Budget</u>
------------------------	-----------------------------------	---------------------------------------	------------------------------------

Other Changes or Adjustments

Administered by: **City Clerk**

- | | | | |
|--|--------------|------|--------------|
| <p>1. Council District Community Services. This allocation enables each Council office to fund services that directly benefit the public within the Council District including community clean-up and graffiti removal services. Council offices also provide funds for community events, community programs, and non-profit organizations.</p> | \$ 1,418,000 | \$ - | \$ 1,418,000 |
| <p>2. Official Visits of Dignitaries. The City Clerk will expend funds as authorized and directed by the Mayor and the President of the City Council.</p> | 18,000 | - | 18,000 |

2021-22 Program Budget	\$ 1,436,000
Changes in Program Level	\$ -
PROPOSED 2022-23 PROGRAM BUDGET	\$ 1,436,000

GOVERNMENTAL SERVICES PROGRAM

Governmental services required for legislative, economic, or governmental needs not specifically allocated to particular operating departments. These diverse services include, but are not limited to, official notices, recording fees, legislative, economic, or governmental purposes, and governmental meetings.

<u>Program Changes</u>	<u>2021-22 Adopted Budget</u>	<u>Change From 2021-22 Budget</u>	<u>2022-23 Proposed Budget</u>
Non-discretionary Changes			
Administered by: Controller			
3. Medicare Contributions. Funds are provided for the City's contribution to the hospital insurance portion of the Federal Insurance Contributions Act tax. Congress mandated participation of all state and local employees hired on or after April 1, 1986 in the Medicare system. Employers and employees are required to make matching contributions of 1.45 percent of gross wage earnings. Funding is increased to reflect an increase in gross wage earnings and the projected number of employees subject to Medicare.	\$ 56,610,108	\$ 4,364,527	\$ 60,974,635
4. Social Security Contributions. As of July 1, 1991, the City is required to pay the Social Security tax for all part-time employees who are not members of the Los Angeles City Employees Retirement System (LACERS). As an alternative to Social Security for part-time, seasonal, and temporary employees, the Pensions Savings Plan was developed in 1993-94 (C.F. 91-2279) to save the City approximately \$2 million each year as detailed in the Pensions Savings Plan item. Funding is decreased to account for a fewer number of Social Security participants in 2022-23.	2,180,887	(153,466)	2,027,421
Administered by: Personnel			
5. Pensions Savings Plan. Approximately 4,000 to 5,000 employees participate in the Pensions Savings Plan, which complies with the provision of the Federal Omnibus Budget Reconciliation Act requiring employees to be either members of a qualified retirement plan or Social Security. Individuals who become permanent employees, such as police and fire recruits, can transfer the contributed amounts into the City's Deferred Compensation Plan. The Personnel Department and the Deferred Compensation Plan Advisory Committee administer the plan with the assistance of an outside administrator selected through a competitive bid process. The cost of administration comes from investment earnings. Funding is increased to reflect an increase in gross wage earnings and the projected number of Pensions Savings Plan participants in 2022-23.	2,405,618	23,278	2,428,896

<u>Program Changes</u>	<u>2021-22 Adopted Budget</u>	<u>Change From 2021-22 Budget</u>	<u>2022-23 Proposed Budget</u>
Other Changes or Adjustments			
Administered by: Aging			
6. Aging Programs Various. Funding is provided to the Department of Aging for services related to the Family Caregiver Program, Elder Abuse Prevention Program, and other Older Americans Act support programs.	\$ 192,000	\$ -	\$ 192,000
7. Congregate Meals for Seniors. Funding is provided Citywide for seniors and supplements the Older Americans Act grant funds. The 2021-22 Budget included one-time funding, which is not continued, to provide additional congregate meals for seniors. Funding in 2022-23 will provide approximately 86,005 meals.	4,813,615	(4,000,000)	813,615
8. Home-Delivered Meals for Seniors. Funding is provided for home-delivered meals for seniors and supplements Older Americans Act grant funds. These funds will provide approximately 256,711 meals in 2022-23.	2,667,230	-	2,667,230
Administered by: Chief Legislative Analyst			
9. Council Community Projects. One-time funding is provided to fund specific community programs in various Council Districts. The selection of these programs are based on anticipated community outcomes.	5,912,814	2,840,000	8,752,814
10. Neighborhood Service Enhancements. The 2021-22 Budget included one-time funding for neighborhood investment projects including public works improvements, jobs and community investment programs, city services and programming, cleaning and beautification, and homeless services. Funding is not continued in 2022-23.	30,000,000	(30,000,000)	-
Administered by: Chief Legislative Analyst and City Administrative Officer			
11. Clean Streets - Related Costs. The Clean Streets Program addresses illegal dumping, alleyway cleanups, and homeless encampments. Funding for the program is provided directly in the Bureau of Sanitation's operating budget. The General City Purposes funding will reimburse the Solid Waste Resources Revenue Fund for vehicle fuel, vehicle depreciation, and fleet maintenance expenses. Funding was increased in 2021-22 on a one-time basis to address reimbursement shortfalls in 2018-19 and 2019-20. Funding for 2022-23 reflects an anticipated shortfall in 2021-22 and does not reflect any reimbursements in 2022-23, as all costs are included in the Bureau of Sanitation budget.	8,452,330	(8,108,504)	343,826

<u>Program Changes</u>	<u>2021-22 Adopted Budget</u>	<u>Change From 2021-22 Budget</u>	<u>2022-23 Proposed Budget</u>
12. Justice Fund. Funding is provided for the Los Angeles Justice Fund for non-profit legal representation for undocumented, low-income individuals and families facing removal proceedings.	\$ 2,000,000	\$ -	\$ 2,000,000
13. Lifeline Reimbursement Program. Funding is provided to reimburse the Solid Waste Resources Revenue Fund (SWRRF) (\$6,300,000), Sewer Construction and Maintenance (SCM) Fund (\$4,200,000) and Multi-Family Bulky Item (MFBI) Fund (\$320,000) for costs attributed to the Solid Waste Fee Lifeline Rate Program and the low-income subsidy for the Sewer Service Charge (SSC). Funding for the SWRRF program reflects a 30 percent subsidy for participating senior citizens aged 62 and over and individuals with disabilities who meet qualifying income levels. The SSC provides an approximate 31 percent discount for low-income customers for the first 900 cubic feet of wastewater discharge. Funding for MFBI Lifeline and Low-Income Program reflects a 31 percent subsidy for low-income residents as well as an exemption to senior citizens and individuals with disabilities who meet qualifying income levels. In consideration of Proposition 218, the City cannot subsidize these programs with revenues from ratepayers. The City must therefore offset costs for these programs from a non-restricted revenue source. Funding is increased based on a projected increase in the number of enrollees and subsidies provided.	10,220,000	600,000	10,820,000
14. Solid Waste Fee Reimbursement. Funding is provided to reimburse the Solid Waste Resources Revenue Fund (SWRRF) for costs attributed to solid resources collection and disposal service to other City departments and special events. In consideration of Proposition 218, the City cannot subsidize these costs with revenues from residential ratepayers. The City must, therefore, offset the cost of these activities from a non-SWRRF revenue source. Reimbursements will be processed on a quarterly basis. Funding is increased to maintain service levels and address previous funding shortfalls.	2,600,000	800,000	3,400,000
15. Special Event Fee Subsidy - Citywide. Funds will be used to balance the cost of special events with the need to support community and neighborhood events.	817,000	-	817,000

<u>Program Changes</u>	<u>2021-22 Adopted Budget</u>	<u>Change From 2021-22 Budget</u>	<u>2022-23 Proposed Budget</u>
Administered by: City Clerk			
16. Angeleno Connect Program. One-time funding is provided for vendor costs associated with establishing a mobile platform and debit card that allows City residents without a bank account to receive financial assistance, connect with City services, and access free financial literary information.	\$ -	\$ 300,000	\$ 300,000
17. Annual City Audit/Single Audit. Funding is provided for an annual City audit of receipts and disbursements, as Charter Section 362 requires. Funding is increased to maintain service levels.	998,190	115,499	1,113,689
18. Central Avenue Jazz Festival. Funding is provided to support the production of the Central Avenue Jazz Festival.	43,000	-	43,000
19. CIRCLE: 24/7 Homelessness Crisis Response Pilot. Funding is provided for a 24 hours per day, seven days per week, community-based response to non-violent emergencies involving people experiencing homelessness. The 2021-22 Budget included funding to pilot this program, and the 2022-23 Budget continues and increases this service.	3,000,000	5,000,000	8,000,000
20. City/County Native American Indian Commission – City Share of Funding. This Commission consists of 15 members – five appointed by the City, five by the County, and five by the Los Angeles Indian Commission. The purpose of the Commission is to promote legislation that enhances the welfare and socioeconomic life of Native Americans.	47,000	-	47,000
21. County Service – Massage Parlor Regulation. The City contracts with the County for massage-technician testing and requested massage-parlor inspections in accordance with the Municipal Code.	130,000	-	130,000
22. embRACE LA. embRACE LA is a program to address human relations issues with regard to race, ethnicity, sexual orientation, diversity, and multiculturalism in Los Angeles.	389,499	-	389,499
23. International Visitors Council of Los Angeles. This non-profit organization sponsors short-term visitors and high-level dignitaries referred by the United States Information Agency to exchange information on various subjects with local residents, benefitting the City, its residents, trade, and commerce, and developing a greater understanding of the American lifestyle and our community.	40,000	-	40,000

<u>Program Changes</u>	<u>2021-22 Adopted Budget</u>	<u>Change From 2021-22 Budget</u>	<u>2022-23 Proposed Budget</u>
24. LA SHARES. LA SHARES is a non-profit organization which takes materials and goods such as donated office supplies, furniture, and equipment and redistributes them to non-profit organizations and schools. Funding is provided by the Citywide Recycling Trust Fund to assist in defraying the costs of transporting these goods.	\$ 300,000	\$ -	\$ 300,000
25. LACERS/LAFPP Audits. Charter Section 1112 requires the City to conduct an audit of the Los Angeles City Employees' Retirement System (LACERS) and the Los Angeles Fire and Police Pensions System (LAFPP). Funding was provided in 2021-22 for these audits, which must occur every five years and is therefore not required in 2022-23.	500,000	(500,000)	-
26. Local Agency Formation Commission (LAFCO). The City reimburses the County of Los Angeles (County) for direct costs attributable to four of the 15 LAFCO members who represent the City and for four-fifteenths of the County's expenditures for general LAFCO-related office expenses. Representatives vote on boundaries, annexation, and fees. The County is responsible for all administrative tasks and bills the City for its share. Dues are calculated based on the City's total revenues relative to total revenues for all member cities.	243,916	-	243,916
27. Los Angeles Neighborhood Land Trust. This organization provides technical assistance to community groups in landscape architecture, real estate transactions, outreach and community organization, and fundraising for the creation of open green spaces in urban areas.	40,500	-	40,500
28. Los Angeles Superior Court Teen Court Program. Teen Court provides an alternative to Juvenile Court and functions as an actual court for young people who commit non-serious crimes.	125,000	-	125,000
29. Mobile Laundry Truck. Mobile Laundry Trucks offer a place for individuals and families experiencing homelessness to wash clothes.	67,600	-	67,600
30. North Hollywood Film Festival. Funding is provided to support the production of the North Hollywood Cinefest.	25,000	-	25,000
31. Official Notices. Funding is provided for the publication and ad placement of official notices.	275,000	-	275,000
32. Settlement Adjustment Processing. Funding is provided to continue making monthly payments as part of a settlement agreement entered between the City and a former employee.	16,339	740	17,079

<u>Program Changes</u>	<u>2021-22 Adopted Budget</u>	<u>Change From 2021-22 Budget</u>	<u>2022-23 Proposed Budget</u>
33. Sister Cities of LA. This non-profit organization is a diplomatic platform that seeks to promote cooperation with the City's global partners. Funding is provided to support people to people exchanges and to create trade and economic opportunities.	\$ 80,000	\$ -	\$ 80,000
34. State Annexation Fees. The fee schedule set by the State Board of Equalization for annexations or detachments is determined on a sliding scale which ranges from \$300 to \$3,500 per transaction based on acreage. Funding is increased to reflect the increased cost of service.	200	100	300
35. TransLatin@ Coalition. The 2021-22 Budget included one-time funding for an assessment report of the accessibility of social supportive services among the Trans, Gender non-conforming, and Intersex (TGI) population(s) in the City of Los Angeles. Funding is not continued in 2022-23.	50,000	(50,000)	-
36. Unified Homeless Response Center Data Project. One-time funding is provided for an integrated platform to collect homelessness and encampment data, such as CARE/CARE+ data, inclement weather needs, and shelter bed availability, to better inform the City on its homelessness response efforts.	-	620,000	620,000
37. World Trade Center Los Angeles. This organization promotes Los Angeles as an attractive destination for business and investment, leveraging foreign direct investment for City initiatives and projects, and provides services and aftercare to increase investment inflow capture and long-term job creation in the City.	100,000	-	100,000
Administered by: City Clerk and Cultural Affairs			
38. Cultural, Art, and City Events. Funding is provided for cultural events and related activities, such as transportation. Funding is provided by the Arts and Cultural Facilities Services Trust Fund to support these activities.	80,000	-	80,000

<u>Program Changes</u>	<u>2021-22 Adopted Budget</u>	<u>Change From 2021-22 Budget</u>	<u>2022-23 Proposed Budget</u>
Administered by: Civil, Human Rights and Equity			
39. Midnight Stroll Transgender Cafe. The Midnight Stroll Transgender Cafe provides a safe haven for unsheltered transgender individuals between the hours of 9:00 pm and 7:00 am.	\$ 100,000	\$ -	\$ 100,000
40. Racial Equity Baseline Study. The 2021-22 Budget included one-time funding for the completion of data analysis necessary to determine whether there are disparate impacts along the lines of race in City hiring, promotion, and contracting. Funding is not continued in 2022-23.	350,000	(350,000)	-
Administered by: Convention and Tourism			
41. Marketing for Tourism and Hospitality. The 2021-22 Budget provided one-time funding for a marketing campaign to assist with the recovery of the tourism, hospitality, and restaurant industries. Funding is not continued in 2022-23.	5,000,000	(5,000,000)	-
Administered by: Cultural Affairs			
42. COVID-19 Memorial. The 2021-22 Budget provided one-time funding to establish a memorial for the people of Los Angeles to individually and collectively acknowledge the impact COVID-19 has had on their lives, those they have lost, and the celebration of life. Funds were to be used to host workshops and gather ideas from the public and determine impactful memorial projects. Funding is not continued in 2022-23.	250,000	(250,000)	-
Administered by: Economic and Workforce Development			
43. LA Optimized. The 2021-22 Budget included one-time funding for a one-on-one assistance program designed to help small minority and women-owned businesses adapt to a marketplace forever altered by the pandemic. Funding is not continued in 2022-23.	2,500,000	(2,500,000)	-
44. Youth Employment Program. The Youth Employment Program provides paid summer employment experience for youth between the ages of 14 and 21. The 2021-22 Budget provided additional funding to double the number of program participants. Funding in 2022-23 will support service levels of prior years.	5,600,000	(2,800,000)	2,800,000

<u>Program Changes</u>	<u>2021-22 Adopted Budget</u>	<u>Change From 2021-22 Budget</u>	<u>2022-23 Proposed Budget</u>
Administered by: Housing			
45. Clinica Romero. Clinica Romero provides for quality and affordable health care services that target underserved communities within the Greater Los Angeles area.	\$ 100,000	\$ -	\$ 100,000
46. Homeless Shelter Program. The Los Angeles County Board of Supervisors and the Mayor and Council of the City of Los Angeles created the Los Angeles Homeless Services Authority (LAHSA). LAHSA coordinates crisis housing, provides critical, basic shelter for individuals and families experiencing homelessness and in need of immediate housing, and provides a point-of-entry into the Los Angeles Continuum of Care (CoC) and the Coordinated Entry System (CES). LAHSA also provides case management, counseling, and housing placement services to participants which allows program sponsors to more effectively address the permanent housing needs of vulnerable individuals and families experiencing homelessness in the City. Funding in 2021-22 was included for the Shelter Program, which provides over 800 shelter beds at locations throughout the City from December through March, as well as the City's cash match with the County of Los Angeles to leverage federal grant funds. Funding in 2022-23 is reorganized in new General City Purposes items Los Angeles Continuum of Care (CoC) Administration, Shelter and Housing Intervention, and Street Strategies to better reflect LAHSA's priorities and programming.	21,851,798	(21,851,798)	-
47. Los Angeles Accessory Dwelling Unit (ADU) Accelerator. The 2021-22 Budget included one-time funding to pair housing insecure low-income older adults with homeowners willing to rent their ADUs for five years. In exchange, homeowners receive benefits such as tenant screening, timely and competitive rent, and landlord support. Tenants pay 30 percent of their income on rent, and the City subsidizes the remaining portion. Funding for this program goes towards providing rental subsidies for homeowners to encourage them to participate in this program. Funding is not continued in 2022-23.	2,600,000	(2,600,000)	-

<u>Program Changes</u>	<u>2021-22 Adopted Budget</u>	<u>Change From 2021-22 Budget</u>	<u>2022-23 Proposed Budget</u>
<p>48. Los Angeles Continuum of Care (CoC) Administration. The Los Angeles Homeless Services Authority (LAHSA) is the lead agency for the Los Angeles CoC, which is a regional or local planning body that coordinates housing and services funding for homeless families and individuals. As the lead agency, LAHSA coordinates crisis housing, provides critical, basic shelter for individuals and families experiencing homelessness and in need of immediate housing, and provides a point-of-entry into the Coordinated Entry System. The U.S. Department of Housing and Urban Development awards LAHSA with annual grants for the CoC and the City's cash match, along with the County of Los Angeles, continues to leverage federal grant funds. The administration of CoC-related programs was included in the General City Purposes Homeless Shelter Program item in prior fiscal years. See the Homeless Budget for a breakdown of budgeted funds.</p>	\$ -	\$ 3,492,448	\$ 3,492,448
<p>49. Los Angeles Homeless Count. As required by the U.S. Department of Housing and Urban Development (HUD), local jurisdictions must conduct counts of homeless populations every year. The Los Angeles Homeless Services Authority coordinates the annual count of the homeless population and an annual enumeration of emergency systems, transitional housing units, and beds that make up the homeless assistance systems. The homeless count enables the City and County of Los Angeles to compete for and receive annual grant funding from the HUD for the delivery of homeless services.</p>	750,000	-	750,000
<p>50. Operation Healthy Streets. In 2011-12, the Los Angeles County Health Department issued a Notice of Violation to the City regarding an immediate threat to public health due to unsanitary conditions on the City's sidewalks and public areas in the Skid Row area. Since that time, and through Operation Healthy Streets, the City has undertaken efforts to increase outreach and street cleaning and to provide additional services for those experiencing homelessness in the area. In order to better reflect LAHSA's priorities and programming, funding for this program in 2022-23 is now incorporated into the new General City Purposes Street Strategies item.</p>	7,201,513	(7,201,513)	-

<u>Program Changes</u>	<u>2021-22 Adopted Budget</u>	<u>Change From 2021-22 Budget</u>	<u>2022-23 Proposed Budget</u>
<p>51. Shelter and Housing Interventions. The Los Angeles Homeless Services Authority (LAHSA) provides case management, counseling, and housing placement services to participants, which allows program sponsors to more effectively address the emergency, interim, transitional, and permanent housing needs of vulnerable individuals and families experiencing homelessness in the City. This category includes funding for all interim housing solutions, such as emergency and crisis housing, bridge housing, and tiny homes, as well as the Shelter Program, which provides up to 800 shelter beds at locations throughout the City from December through March, and safe parking and safe sleep programs. Shelter and Housing Interventions programs were included in the General City Purposes Homeless Shelter Program item in prior fiscal years. See the Homeless Budget for a breakdown of budgeted funds.</p>	\$ -	\$ 14,107,732	\$ 14,107,732
<p>52. Street Strategies. The City's street-based homelessness strategies are focused on conducting outreach and engagement, expanding hygiene, sanitation, and storage options for people living on the streets, increasing diversion opportunities for people experiencing homelessness, and expanding collaborations with stakeholders. Homeless outreach, primarily conducted by the Los Angeles Homeless Services Authority through Homeless Engagement Teams (HETs), access and navigation centers, and Echo Park Storage continue to provide critical services to connect unsheltered residents with support services and housing resources. This category consolidates City programs that were in the General City Purposes Operation Healthy Streets and the Homeless Shelter Program items in prior fiscal years. Partial funding for HETs is also included in the Unappropriated Balance. See the Homeless Budget for a breakdown of budgeted funds and related Unappropriated Balance item.</p>	-	13,414,039	13,414,039
<p>Administered by: Mayor</p>			
<p>53. Business Attraction Plan for Olympics. The 2021-22 Budget included one-time funding to attract international businesses, entrepreneurs, non-profits, and students to the City to create jobs and grow global connectivity post-COVID-19. Funding was utilized for branding and marketing to tell LA's story around the world and promote the City for foreign investment in the lead up to the 2028 Olympic and Paralympics Games. Funding is not continued in 2022-23.</p>	500,000	(500,000)	-

<u>Program Changes</u>	<u>2021-22 Adopted Budget</u>	<u>Change From 2021-22 Budget</u>	<u>2022-23 Proposed Budget</u>
54. City Volunteer Bureau. Funding is provided for staff and expenses for the City Volunteer Bureau to run volunteer-driven efforts including the planning and coordination of Citywide and Neighborhood days of service.	\$ 406,009	\$ -	\$ 406,009
55. Crisis Response Team. Funding is provided for the administration of the Crisis Response Team (CRT). The CRT program recruits and trains volunteers to provide immediate on-scene crisis intervention, emotional support, and referrals to victims and families involved in a traumatic incident. CRT members support and work alongside law enforcement and other responding agencies. Funding is increased for the addition of Equity Response Teams, which will be responsible for referral services to constituents in low-income communities in the City.	230,000	750,000	980,000
56. Equity and Community Well-Being. Funding is provided to support gender equity and other community engagement activities. Additional funding is provided for consulting services to assist departments with gender equity action plans.	250,000	-	250,000
57. Gang Reduction and Youth Development (GRYD) Office. Gang prevention, intervention, and re-entry services focus on the areas most impacted by crime and violence and provide innovative services designed to increase family and neighborhood resilience. Funding is increased as a restoration of one-time reductions and for expanded services. Partial funding (\$25,000) is provided by the Forfeited Assets Trust Fund.	23,153,467	11,921,533	35,075,000
58. Global LA. One-time funding is provided to attract international businesses to Los Angeles to create jobs and economic opportunities, with a focus on underserved communities of color.	-	500,000	500,000
59. Great Streets. The Greats Streets Initiative focuses on developing Great Streets that activate the public realm, provide economic revitalization, and support great neighborhoods. The Great Streets program will provide enhanced maintenance, perform tree trimming and cleanups, activate streets through community partnerships, plan and construct placemaking and safety projects, and deliver economic and business development programs.	160,000	-	160,000

<u>Program Changes</u>	<u>2021-22 Adopted Budget</u>	<u>Change From 2021-22 Budget</u>	<u>2022-23 Proposed Budget</u>
60. Green Workforce/Sustainability Plan. Funding is provided to oversee the Green Retrofit and Workforce Program. This Program supports monitoring and reporting efforts to ensure that the City's clean energy and energy efficiency programs meet greenhouse gas emissions reduction goals and provide benefits to disadvantaged communities. Funding is partially reimbursed (\$130,000) by the Department of Water and Power.	\$ 205,000	\$ -	\$ 205,000
61. Homelessness Support. Funding is provided for the Mayor's Office to support initiatives to address homelessness within the City of Los Angeles. This item supports the implementation of the City's Comprehensive Homeless Strategy.	860,000	-	860,000
62. Immigration Integration. Funding is provided to focus on the development of programs and partnerships with community organizations to assist with immigration integration throughout the City.	320,000	-	320,000
63. Innovation and Performance Management Unit. Funding is provided for the Innovation and Performance Management Unit to help facilitate and foster improved service delivery Citywide by tracking, evaluating, and communicating progress towards desired results. This Unit also serves as a consultant to City departments for process improvement, evidence-driven analysis and decision making, and empowered management practices.	380,000	-	380,000
64. LA's BEST. Since 1988, LA's BEST has been providing after school programs to children, ages 5 to 12, from Los Angeles' most economically challenged neighborhoods. LA's BEST currently operates in 200 elementary schools serving more than 25,000 students daily with 2,000 after school staff and more than 1,500 volunteers. Funding is provided to partially offset the cost of positions, supplies, bus transportation, and training. The 2021-22 Budget included one-time funding, which is not continued, to serve an additional 2,500 students. Funding in 2022-23 will provide for service levels of prior years.	2,449,777	(1,000,000)	1,449,777
65. Office of International Trade. Funding is provided for the Office of International Trade to facilitate the growth of LA's trade-based economy, encourage direct foreign investment, and engage the Mayor and municipal government in critical international issues that affect the City. The Office of International Trade helps to establish Los Angeles as the premier hub for international trade and affairs. The total program costs are reimbursed by the Departments of Airports and Harbor.	610,000	-	610,000

<u>Program Changes</u>	<u>2021-22 Adopted Budget</u>	<u>Change From 2021-22 Budget</u>	<u>2022-23 Proposed Budget</u>
66. Office of Re-entry. Funding is provided for the Office of Re-entry to improve outcomes for and opportunities available to justice-involved individuals. The Office serves as a resource convener and collaborator for a variety of stakeholders to address the short and long-term needs of the City's justice-involved community members by serving a vital role in policy advocacy, systemic reform, and program architecture and development.	\$ 150,000	\$ -	\$ 150,000
67. Office of the Chief Procurement Officer. The 2021-22 Budget included one-time funding for the Office of Procurement Officer for outreach and equity, salaries, and contract expenses. Funding for this item is now included in the Office of City Administrative Officer Budget.	750,000	(750,000)	-
68. Open Data and Digital Services. Funding is provided to enable the City to contract with vendor(s) for the deployment, creation, or maintenance of open data platforms and digital services that enable efficiencies, openness, and participation. To support these efforts, the City will also staff leadership for technology-driven innovation through data and software.	1,250,000	-	1,250,000
69. Promise Zone. Funding is provided for the Promise Zone Unit that was established in June 2014 to coordinate the activities of the federally-designated Los Angeles Promise Zone. This Unit supports a partnership of more than 50 local organizations creating strategies to address poverty and other conditions that impact the quality of life in the Zone. The Promise Zone is located west of Downtown and generally includes the communities of Westlake, Pico Union, Koreatown, East Hollywood, and Hollywood.	200,000	-	200,000
70. Reparations Commission. The 2021-22 Budget included one-time funding for the formation of an advisory Reparations Commission and to engage an academic partner to advise on the creation of a pilot slavery reparations program for Black Angelenos. Funding is not continued in 2022-23.	500,000	(500,000)	-
Administered by: Mayor and Chief Legislative Analyst			
71. Additional Homeless Services. The 2021-22 Budget included one-time funding for homeless services to fund gaps in the City's effort to address the homeless crisis. The 2022-23 Budget continues one-time funding at a reduced level.	79,330,906	(24,330,906)	55,000,000

<u>Program Changes</u>	<u>2021-22 Adopted Budget</u>	<u>Change From 2021-22 Budget</u>	<u>2022-23 Proposed Budget</u>
<p>72. Domestic Abuse Response Teams. The Domestic Abuse Response Team Program uniquely blends domestic violence crisis response with case management to provide effective intervention for victims of domestic violence and their families. Teams consist of police officers, victim advocates, and volunteers who respond to domestic violence incidents and provide intervention services for victims and family members. These enhanced intervention services assist families in recognizing their problems with violence and increase their awareness of potential consequences for perpetrators.</p>	\$ 2,754,000	\$ -	\$ 2,754,000
<p>73. Homeless Prevention and Eviction Defense. The 2021-22 Budget included one-time funding for financial assistance, counseling, and other support services to prevent families and individuals from being evicted or becoming homeless. Funding is not continued in 2022-23.</p>	10,150,958	(10,150,958)	-
<p>Administered by: Mayor, Chief Legislative Analyst, and Cultural Affairs</p>			
<p>74. Heritage Month Celebrations and Special Events. Funding is provided for annual celebrations such as African American Heritage Month, Latino Heritage Month, Asian Pacific Islander Month, Jewish Heritage Month, Our Pride, and other important calendar periods that celebrate diversity and culture throughout the City of Los Angeles and to support special events and other outreach efforts. Partial funding (\$240,975) is provided by the Arts and Cultural Facilities Services Trust Fund to support these activities.</p>	440,975	-	440,975
<p>Administered by: Mayor and City Administrative Officer</p>			
<p>75. COVID-19 Emergency Response. The 2021-22 Budget included one-time funding for deposit into the COVID Emergency Fund to implement the City's COVID-19 response and to provide City Departments additional resources to address and respond to the COVID-19 pandemic. Funding is not continued in 2022-23.</p>	15,000,000	(15,000,000)	-
<p>Administered by: Police</p>			
<p>76. Alternative Dispatch: Suicide Prevention Pilot. The 2021-22 Budget included one-time funding for a suicide prevention pilot program with Didi Hirsch. Funding is not continued in 2022-23.</p>	460,000	(460,000)	-

<u>Program Changes</u>	<u>2021-22 Adopted Budget</u>	<u>Change From 2021-22 Budget</u>	<u>2022-23 Proposed Budget</u>
77. Harbor Jail Telehealth Portal. The 2021-22 Budget included one-time funding for a pilot program to provide remote health care at the Harbor Jail. Funding is not continued in 2022-23.	\$ 250,000	\$ (250,000)	\$ -
Administered by: Board of Public Works			
78. City Plants. City Plants is a non-profit that supports initiatives to address tree canopy and tree canopy equity issues within the City of Los Angeles. Funding was provided for City Plants to support the City Forest Officer, the creation of the City's Urban Forestry Management Plan, and tree planning Citywide. Funding is not continued in 2022-23.	150,000	(150,000)	-
79. Clean and Green Job Program (Los Angeles Conservation Corps). This program seeks to eradicate graffiti, eliminate litter, and increase greenery, and is administered by the Los Angeles Conservation Corps (LACC). The organization is established as a youth employment and education program and engaged in performing improvements via public works projects. LACC hires high school students to collect trash and recyclables, paint over graffiti and create murals, plant trees, and clean alleyways. Activities also include performing outreach for the use of the Solvents, Automotive, Flammables, Electronics Collection Centers and the Multi-Family Bulky Item Program. Partial funding is provided by the Citywide Recycling Trust Fund (\$100,000), Sewer Construction and Maintenance Fund (\$180,040), Solid Waste Resources Revenue Fund (\$100,000), and Multi-Family Bulky Item Fee Fund (\$200,000).	1,155,040	-	1,155,040
80. Climate Equity Fund Programs. One-time funding is provided to support Citywide climate mitigation projects as a direct result if the implementation of the Southern California Gas Franchise. Funding is provided by the Climate Equity Fund.	-	10,500,000	10,500,000
81. Expansion of Local Composting Sites. The 2021-22 Budget included one-time matching funds to expand composting at farmers markets to 15 additional sites across the City. Funding is not continued in 2022-23.	750,000	(750,000)	-

<u>Program Changes</u>	<u>2021-22 Adopted Budget</u>	<u>Change From 2021-22 Budget</u>	<u>2022-23 Proposed Budget</u>
Administered by: Public Works Bureau of Sanitation			
<p>82. Discovery Cube Los Angeles (DCLA). DCLA is a non-profit organization that focuses its work on the core initiatives of environmental stewardship, early learning, healthy living, and science, technology, engineering, and math education. The funds will be used to develop curriculum and provide training for staff at the Bureau of Sanitation (Bureau) Environmental Learning Centers, provide teacher professional development workshops in partnership with the Los Angeles Unified School District, develop educational programs for children to promote interest in career fields within the Bureau and the environmental stewardship industry, host household hazardous waste collection events and environmental fairs to educate adults and children on environmental stewardship, and provide advertising and outreach for Bureau events and initiatives, including Earth Day. Partial funding is provided by the Sewer Construction and Maintenance Fund (\$450,000) and the Solid Waste Resources Revenue Fund (\$450,000).</p>	\$ 1,800,000	\$ -	\$ 1,800,000
<p>83. Zero Waste Transition Microgrants for Small Restaurants. The 2021-22 Budget included one-time funding to support small restaurants in low-income communities to begin their transition to zero waste practices, including food waste reduction and reduction in single-use plastics. Funding is not continued in 2022-23.</p>	1,000,000	(1,000,000)	-
Administered by: Recreation and Parks and Cultural Affairs			
<p>84. Summer Night Lights (SNL). The SNL program provides extended recreational, cultural, educational, and resource-based programming on designated days between the hours of 7 p.m. to 11 p.m. SNL provides youth and families with a safe recreation space, employment opportunities, expanded programming, and linkages to local services. SNL also provides an important platform for interagency collaboration through a partnership with over 100 local community-based organizations, educational and vocational institutions, and City and County agencies. Funding is increased on a one-time basis for an anticipated increase in services.</p>	4,000,000	2,400,000	6,400,000

<u>Program Changes</u>	<u>2021-22 Adopted Budget</u>	<u>Change From 2021-22 Budget</u>	<u>2022-23 Proposed Budget</u>
Administered by: Youth Development			
85. Young Ambassadors Program. One-time funding is provided for the Los Angeles Community College District Foundation to partner with the City in the Young Ambassador program to expand the horizons of College Promise students by offering overseas travel and opportunities for global affairs education and mentorships.	\$ -	\$ 150,000	\$ 150,000

2021-22 Program Budget	\$ 331,342,289
Changes in Program Level	\$ (68,307,249)
PROPOSED 2022-23 PROGRAM BUDGET	\$ 263,035,040

INTERGOVERNMENTAL RELATIONS PROGRAM

Membership and participation in such recognized governmental oriented organizations as the League of California Cities, the Southern California Association of Governments, and the National League of Cities.

<u>Program Changes</u>	<u>2021-22 Adopted Budget</u>	<u>Change From 2021-22 Budget</u>	<u>2022-23 Proposed Budget</u>
Other Changes or Adjustments			
Administered by: City Clerk			
86. California Contract Cities. This organization assists member cities by advocating and advancing the benefits of the contracting model, protecting local control, embracing public/private partnerships, and providing educational opportunities for its membership.	\$ 12,500	\$ -	\$ 12,500
87. Independent Cities Association. This organization of California counties and cities works with county governments on behalf of City members on policy and legislative issues that affect municipal governments.	10,750	-	10,750
88. League of California Cities. This association of California cities works to influence policy decisions at all levels of government. Annual dues are based on a city's population. An increase to this account reflects an adjustment to dues.	113,000	7,000	120,000
89. League of California Cities - County Division. This is the local regional division of the broader State organization.	2,000	-	2,000
90. National League of Cities. This association of cities works to influence national policy and to build understanding and support for cities and towns. Annual dues are based on a city's population.	75,000	-	75,000
91. San Fernando Valley Council of Governments. This organization's mission is to develop and implement subregional policies and plans that are unique to the greater San Fernando Valley region, which was established through the adoption of a Joint Powers Agreement by the City and County of Los Angeles and the cities of Burbank, Glendale, San Fernando, and Santa Clarita.	35,000	-	35,000
92. Sister Cities International. This association works to foster better international understanding and cooperation through Sister City relationships in other countries. Funding is provided for membership dues.	2,500	-	2,500
93. South Bay Cities Association. This association works to discuss issues pertinent to South Bay communities.	57,000	-	57,000

<u>Program Changes</u>	<u>2021-22 Adopted Budget</u>	<u>Change From 2021-22 Budget</u>	<u>2022-23 Proposed Budget</u>
94. Southern California Association of Governments (SCAG). This association's purpose is to study and develop recommendations on regional problems of mutual interest and concern regarding the orderly physical development of the Southern California region. The City's dues are the largest single assessment, which SCAG sets at 20 percent of total dues. Partial funding is provided by the Proposition C Anti-Gridlock Transit Trust Fund (\$30,000), Sewer Construction and Maintenance Fund (\$30,000), and the Solid Waste Resources Revenue Fund (\$30,000). An increase to this account reflects an adjustment to dues.	\$ 408,500	\$ 16,459	\$ 424,959
95. United States Conference of Mayors. This organization provides a national forum for mayors on behalf of their cities and represents the mayors on pertinent legislative policies and issues.	72,000	-	72,000
96. Westside Cities Council of Governments. This organization provides a forum for discussion and communication as well as representation advocacy on behalf of the Westside sub-region.	23,000	-	23,000

2021-22 Program Budget	\$ 811,250
Changes in Program Level	\$ 23,459
PROPOSED 2022-23 PROGRAM BUDGET	\$ 834,709

THIS PAGE INTENTIONALLY LEFT BLANK

HUMAN RESOURCES BENEFITS

BASIS FOR THE PROPOSED BUDGET

The 2022-23 Proposed Budget for Human Resources Benefits relates to current year funding as follows:

	Amount	% Change
2021-22 Adopted Budget	\$ 774,377,710	
2022-23 Proposed Budget	\$ 805,331,098	
Change from 2021-22 Budget	\$ 30,953,388	4.0%

The 2022-23 Proposed Budget includes costs for the direct payments, exclusive of personnel and administrative costs, for various human resources benefits provided to City employees. These benefits consist of: (1) payment of all workers' compensation and rehabilitation bills, claims, and awards; (2) payment of subsidies for the City's benefits program which includes health, dental, optical, disability, life insurance, and the Employee Assistance Program; (3) payment of unemployment insurance; and, (4) payment of other benefits as approved by the Mayor and City Council.

CHANGES FROM ADOPTED BUDGET

	2021-22 Adopted Budget	Recommended Change	2022-23 Proposed Budget
Civilian Benefits Program	\$ 300,562,135	\$ 1,677,748	302,239,883
Contractual Services	27,340,610	5,340,577	32,681,187
Employee Assistance Program	1,819,799	7,861	1,827,660
Fire Health and Welfare Program	62,490,427	1,798,977	64,289,404
Police Health and Welfare Program	160,760,130	2,272,222	163,032,352
Supplemental Civilian Union Benefits	5,937,609	(108,997)	5,828,612
Unemployment Insurance	3,000,000	800,000	3,800,000
Workers' Compensation	212,467,000	19,165,000	231,632,000
TOTAL COST OF HUMAN RESOURCES BENEFITS	\$ 774,377,710	\$ 30,953,388	\$ 805,331,098

Direct Costs

PROGRAM CHANGES

2021-22 Program Level \$ 774,377,710

- 1 . **Civilian Benefits Program.** Funding is provided for health, dental, life, and disability insurance benefits. Rates for 2022-23 are projected to increase by 2.0 percent for health benefits and no change for dental benefits. The projected cost assumes a 1.0 percent increase in enrollment. 1,677,748

- 2 . **Contractual Services.** Funding is provided for the Civilian LAwell Benefits Program and Workers' Compensation Third Party Administrators (TPAs) and for workers' compensation claims bill review, utilization review, claims management system, and the Alternative Dispute Resolution Program. Funding is increased for contract rates of the Workers' Compensation TPAs. 5,340,577

- 3 . **Employee Assistance Program.** Funding is provided for Employee Assistance Program services for all civilian and sworn employees. The projected cost assumes a 1.0 percent increase in civilian enrollment, Police sworn enrollment, and Fire sworn enrollment. 7,861

- 4 . **Fire Health and Welfare Program.** Funding is provided to cover the cost of health, dental, life, and disability insurance benefits for sworn Fire employees. Rates for 2022-23 are projected to increase by 2.0 percent for health and dental benefits. The projected cost assumes 1.0 percent growth in enrollment. 1,798,977

- 5 . **Police Health and Welfare Program.** Funding is provided to cover the costs of health, dental, life, and disability insurance benefits for sworn Police employees. Rates for 2022-23 are projected to increase by 2.0 percent for health and dental benefits. The projected cost assumes 1.0 percent growth in enrollment. 2,272,222

- 6 . **Supplemental Civilian Union Benefits.** Funding is provided to cover the cost of union-sponsored benefit plans, negotiated in Memoranda of Understanding (MOUs), that are supplemental to the City's health benefits. Funding is decreased to reflect reductions in civilian enrollment during 2021-22. The projected cost assumes an increase of 1.0 percent in civilian enrollment. (108,997)

- 7 . **Unemployment Insurance.** Funding is provided to pay state-mandated unemployment insurance costs for current and former employees (full-time and part-time) who have separated from City service or had their wages reduced. Funding is increased to reflect costs for continuing claims initiated in 2021-22. 800,000

- 8 . **Workers' Compensation.** Funding is provided to cover the cost of workers' compensation benefits and rehabilitation bills, claims, and awards (\$215.9 million) and the fee that the State of California assesses to self-insured employers (\$15.7 million). Funding is increased to reflect projected expenditures including continuing impacts of COVID-19. 19,165,000

TOTAL CHANGES \$ 30,953,388

	Amount
2021-22 Program Budget	\$ 774,377,710
Changes	\$ 30,953,388
PROPOSED 2022-23 PROGRAM BUDGET	<u>\$ 805,331,098</u>

WORKERS' COMPENSATION**SUPPLEMENTAL INFORMATION**

The Personnel Department administers the City's Workers' Compensation Program which covers all City employees, excluding the Department of Water and Power. This page provides information on the City's workers' compensation expenditures by City department over the prior five fiscal years from 2016-17 to 2020-21.

WORKERS' COMPENSATION EXPENDITURES BY DEPARTMENT							
(in millions)							
DEPARTMENT	2016-17	2017-18	2018-19	2019-20	2020-21	TOTAL	PERCENT OF TOTAL
Fire-Sworn	\$52.3	\$55.8	\$51.3	\$59.1	\$62.7	\$281.2	21.0%
General Services	4.7	4.7	4.6	4.8	4.0	22.8	1.7%
Police-Civilian	10.5	10.4	11.2	9.6	9.7	51.4	3.8%
Police-Sworn	115.5	127.8	134.7	151.6	175.7	705.3	52.8%
Public Works-Sanitation	8.8	9.9	10.0	9.6	10.4	48.7	3.6%
Recreation and Parks	5.8	6.1	6.4	5.5	5.2	29.0	2.2%
Transportation	7.3	6.4	6.6	6.9	6.9	34.1	2.6%
Proprietary	14.5	14.6	16.4	16.8	16.5	78.8	5.9%
All Other	15.8	16.9	17.6	17.9	17.3	85.5	6.4%
TOTAL	\$235.2	\$252.6	\$258.8	\$281.8	\$308.5	\$1,336.9	100.0%

Workers' compensation expenditures include payments made from the Human Resources Benefits Fund, Workers' Compensation Account, for benefits and rehabilitation bills, claims, and awards and salary continuation, also known as injury on duty (IOD) payments, made from a department's Salaries General or Salaries Sworn Account for employees on workers' compensation leave. The six City departments identified comprise approximately 88 percent of all workers' compensation expenditures from 2016-17 to 2020-21. Proprietary departments include Department of Airports, Harbor Department, Fire and Police Pensions, and City Employees' Retirement System. All Other includes all other City departments.

INJURY ON DUTY (IOD) HOURS BY DEPARTMENT							
(in thousands)							
DEPARTMENT	2016-17	2017-18	2018-19	2019-20	2020-21	TOTAL	PERCENT OF TOTAL
Fire-Sworn	453.6	472.5	378.4	508.0	515.6	2,328.1	24.5%
General Services	34.9	33.8	39.7	36.2	20.5	165.1	1.7%
Police-Civilian	75.8	67.3	84.7	65.8	70.2	363.8	3.8%
Police-Sworn	682.3	780.6	770.0	894.1	1,130.6	4,257.6	44.9%
Public Works-Sanitation	89.6	110.2	107.2	98.8	111.7	517.5	5.4%
Recreation and Parks	64.0	49.0	54.9	51.8	49.7	269.4	2.8%
Transportation	75.2	57.7	56.0	58.3	63.0	310.2	3.3%
Proprietary	121.5	137.9	149.1	148.9	113.1	670.5	7.1%
All Other	87.7	124.1	141.8	143.6	123.5	620.7	6.5%
TOTAL	1,684.6	1,833.1	1,781.8	2,005.5	2,197.9	9,502.9	100.0%

IOD hours represent the number of hours not worked by City employees on workers' compensation leave. Over five years, City employees incurred an average of approximately 1.9 million IOD hours per fiscal year, which is equivalent to an average of 914 full-time employees absent from work per fiscal year.

THIS PAGE INTENTIONALLY LEFT BLANK

LEASING

BASIS FOR THE PROPOSED BUDGET

The 2022-23 Proposed Budget for Leasing relates to current year funding as follows:

		Amount	% Change
2021-22 Adopted Budget	\$	21,221,181	
2022-23 Proposed Budget	\$	20,221,181	
Change from 2021-22 Budget	\$	(1,000,000)	(4.71)%

The Citywide Leasing Account serves the purpose of managing and maintaining the Department of General Services (GSD) leasing funding portfolio independent of GSD's operating budget. GSD administers the Citywide Leasing Account. Prior to 2021-22, Citywide lease appropriations were included in the GSD operational budget.

An annual sum is appropriated for Citywide leasing obligations, common area maintenance, and tenant improvements for various departments whose activities are financed by the General Fund and Telecommunications Development Fund. Other special funded leases that are billed directly are not included in the Citywide Leasing budget. In addition, transactions related to homelessness such as the Project Roomkey Program are not part of the Citywide payable leasing portfolio.

The appropriations understate the actual need for funding by approximately \$1 million because the 2022-23 Proposed Budget includes reappropriations of anticipated surplus 2021-22 funds in a sufficient amount to meet this need.

	2021-22 Adopted Budget	2022-23 Proposed Budget
Appropriations		
General Fund Leasing – Includes funding for office space, parking, warehouse space, communication sites, Fire Department facilities, courthouses, and other leased spaces.	\$ 21,024,946	\$ 20,024,946
Special Fund Leasing – Includes funding for studio space, telecommunications equipment sites, and other Information Technology Agency facilities.	196,235	196,235
TOTAL APPROPRIATIONS	\$ 21,221,181	\$ 20,221,181

THIS PAGE INTENTIONALLY LEFT BLANK

LIABILITY CLAIMS

BASIS FOR THE PROPOSED BUDGET

The 2022-23 Proposed Budget for Liability Claims relates to current year funding as follows:

	Amount	% Change
2021-22 Adopted Budget	\$ 87,370,072	
2022-23 Proposed Budget*	\$ 87,370,072	
Change from 2021-22 Budget	\$ -	-%

*The 2022-23 Proposed Budget also sets aside an additional allocation of \$20.00 million in the Unappropriated Balance, Liability Claims line item, for a total of \$107.37 million in 2022-23.

The 2022-23 Proposed Budget provides funding for the payment or settlement of claims brought against the City. The Los Angeles Administrative Code authorizes the Mayor to delegate authority to the City Attorney to settle claims and pay judgments against the City in an amount not to exceed \$50,000. An additional \$50,000 (up to \$100,000) is subject to the concurrence of the Claims Board. The City Council, with concurrence of the Mayor, must approve claims or judgments over \$100,000.

The 2022-23 Proposed Budget includes funding in the amount of \$87,370,072 for the Liability Claims Account. Of this amount, \$80,000,000 is from the General Fund, \$2,000,000 is from the Solid Waste Resources Revenue Fund, and \$5,370,072 is from the Sewer Operations and Maintenance Fund. In 2021-22, funding in the amount of \$87,370,072 for liability payouts was appropriated in two accounts and assigned to specific payout accounts to track expenditures.

The 2021-22 Estimated Expenditure amounts include approved payouts and potential payouts for matters still pending. Adjustments to the Budget may be necessary during the year as cases reach the trial stage and judgments or settlements are determined.

Account Name	2020-21 Actual Expenditures	2021-22 Adopted Budget	2021-22 Estimated Expenditures	2022-23 Proposed Budget
Fire Liability Payouts	\$ 190,000	\$ -	\$ 7,437,000	\$ -
General Services Liability Payouts	-	-	125,000	-
Police Liability Payouts	13,263,000	-	35,295,000	-
Public Works, Engineering Liability Payouts	800,000	-	130,000	-
Public Works, Sanitation Liability Payouts*	2,666,690	7,370,072	3,191,000	7,370,072
Public Works, Street Services Liability Payouts	7,508,000	-	7,840,000	-
Recreation and Parks Liability Payouts	2,400,000	-	3,573,000	-
Transportation Liability Payouts	13,545,698	-	10,510,000	-
Miscellaneous Liability Payouts	46,926,954	80,000,000	35,218,000	80,000,000
Total**	\$ 87,300,342	\$ 87,370,072	\$ 103,319,000	\$ 87,370,072

* Special fund payouts paid/to be paid directly by the Bureau of Sanitation special funds (Solid Waste Resources Revenue Fund and Sewer Operations and Maintenance Fund).

** Estimated expenditures may exceed budgeted amounts and include transfers to provide additional allocations to meet funding needs.

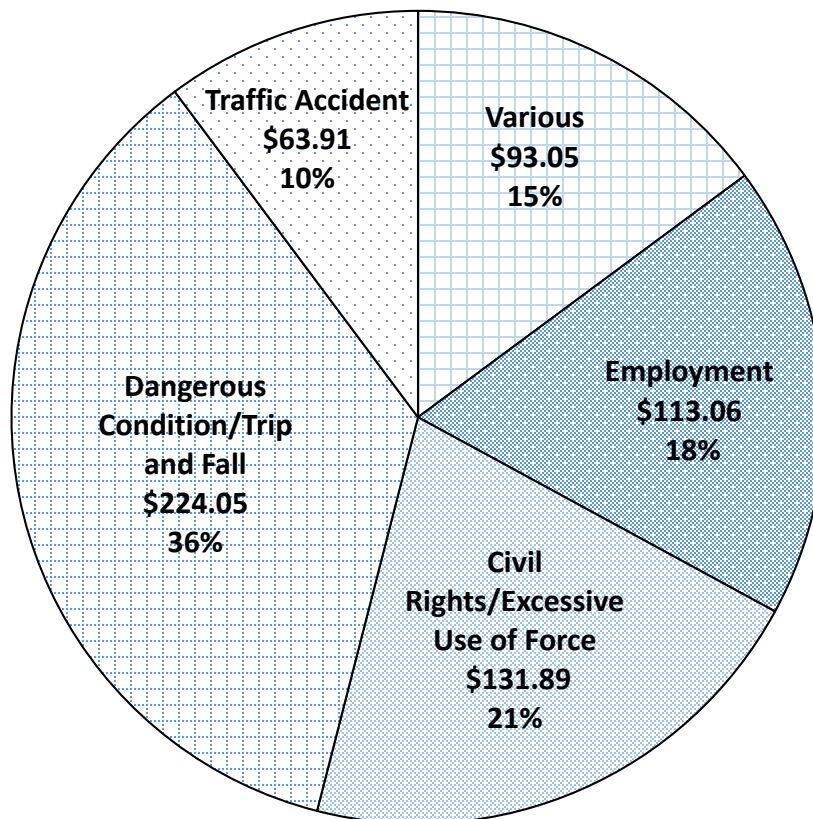
The following table details liability payouts by department for the last five years:

LIABILITY CLAIMS EXPENDITURES BY DEPARTMENT (in millions) 2016-17 to 2020-21*							
Department	2016-17	2017-18	2018-19	2019-20	2020-21	Total	Percent of Total
Fire	\$ 3.36	\$ 1.95	\$ 1.05	\$ 1.77	\$ 0.19	\$ 9.63	1.31%
General Services	0.40	0.20	0.00	0.57	0.00	1.63	0.22%
Police	45.64	28.66	35.18	33.45	13.26	227.08	30.89%
Public Works – Engineering	0.28	0.41	1.53	6.34	0.80	9.39	1.28%
Public Works – Sanitation	4.95	5.49	4.83	23.53	2.67	42.60	5.80%
Public Works – Street Services	27.63	16.94	18.02	16.97	7.51	93.94	12.78%
Recreation and Parks	2.36	7.67	7.08	0.72	2.40	27.04	3.68%
Transportation	31.42	25.29	21.42	12.46	13.54	124.33	16.91%
Various	85.33	20.51	14.20	31.04	46.93	199.46	27.13%
Total	\$ 201.37	\$ 107.12	\$ 103.31	\$ 126.85	\$ 87.30	\$ 735.10	100.00%

* Reflects General Fund and some special fund payouts. The only special fund payouts included are those paid directly by the Bureau of Sanitation special funds (Solid Waste Resources Revenue Fund, Sewer Operations and Maintenance Fund, and Stormwater Pollution Abatement Fund).

CITYWIDE GENERAL FUND LIABILITY PAYOUTS BY CATEGORY

Fiscal Years 2016-17 to 2020-21
(in \$ millions; based on 5-year totals)



NOTES:

This chart only reflects payments made out of the Citywide Liability Claims accounts; it does not include back wages as these are paid directly by the departments, tax refund payments, payments for workers' compensation cases, and payments made directly by proprietary departments or special funds.

LOS ANGELES CONVENTION CENTER PRIVATE OPERATOR

BASIS FOR THE PROPOSED BUDGET

The 2022-23 Proposed Budget for the Los Angeles Convention Center Private Operator relates to current year funding as follows:

	Amount	% Change
2021-22 Adopted Budget	\$ 19,525,413	
2022-23 Proposed Budget	\$ 28,097,125	
Change from 2021-22 Budget	\$ 8,571,712	43.9%

In 2013-14, the City Council adopted several initiatives to make the Los Angeles Convention Center (LACC) a top-tier convention center, one of which was the implementation of a private management structure. In October 2013, the City executed a five-year agreement with AEG Management LACC, LLC (AEG) for the operation and management of the LACC (Management Agreement). The City and AEG have executed four additional extensions to the original Management Agreement. The City continues to own the facility and the Los Angeles City Tourism Department (CTD) serves in an administrative capacity providing contract oversight.

DETAIL OF REVENUES

The AEG budget is based on an estimate of all revenues generated by LACC operations for 2022-23. AEG's sources of revenue are categorized as follows:

	Actual 2020-21	Adopted Budget 2021-22	Proposed Budget 2022-23
Space Rent (net of discounts)	\$ 4,986,713	\$ 4,413,657	\$ 5,286,173
Parking	1,698,838	8,338,946	11,813,818
Utility Services	304,635	2,359,905	3,855,057
Food and Beverage (net)	2,679,937	1,285,693	4,223,294
Telecommunication Services	130,379	1,168,998	1,282,757
Other ¹	<u>1,802,981</u>	<u>1,958,214</u>	<u>1,636,026</u>
Net Revenue	\$ 11,603,483	\$ 19,525,413	\$ 28,097,125

¹Other revenues include advertising, equipment rental, cell towers, audiovisual, event specific billing, and event specific expenses.

As part of the Management Agreement, AEG collects revenue from LACC operations, deposits those funds into a separate off-budget operating account, and expends directly from the account based on a budget approved by the Board of City Tourism Commissioners (Board).

EXPENDITURES

AEG's use of funds are categorized as follows:

	Actual 2020-21	Adopted Budget 2021-22	Proposed Budget 2022-23
City Departmental Expenditures ¹	\$ 1,815,998	\$ 1,478,857	\$ 1,713,684
Alterations and Improvements and Capital Improvement Projects	296,528	-	-
Operating Budget for Private Manager	<u>14,048,934</u>	<u>21,141,731</u>	<u>25,615,052</u>
Total Appropriations	\$ 16,161,460	\$ 22,620,588	\$ 27,328,736

¹The City Departmental Expenditures reflects the portion of CTD's budget and related costs funded by LACC revenues, as well as other City expenditures that are reimbursed by LACC revenues.

RESERVE ACCOUNT

In accordance to Section 6.4(b)(i) of the Management Agreement, the Board shall request that the City Council appropriate as part of the CTD Department Budget a sum equal to ten percent of the Approved Annual Operating Budget to fund a Reserve Account. As such, the Board approved a budget request including a Reserve Account as described above, which was submitted on its behalf by the CTD for consideration as part of the 2014-15 Budget process. The 2014-15 Adopted Budget did not appropriate General Fund monies for this purpose. As such, AEG has and will continue to set aside Operating Revenues, when available, to build the Reserve Account.

The purpose of the Reserve Account is to provide funding to be used for unanticipated LACC related expenses or to fund shortfalls caused by lower than expected revenues or higher than expected expenses.

Status of LACC Reserve Account Held by AEG

Balance as of July 1, 2021	\$ 9,129,803
2021-22 Estimated Incremental Amount	-
2022-23 Budgeted Incremental Amount	<u>768,389</u>
Estimated Balance as of June 30, 2023	<u>\$ 9,898,192</u>

LOS ANGELES TOURISM & CONVENTION BOARD

BASIS FOR THE PROPOSED BUDGET

The 2022-23 Proposed Budget for the Los Angeles Tourism & Convention Board (LATCB) relates to current year funding as follows:

	Amount	% Change
2021-22 Adopted Budget	\$ 13,775,000	
2022-23 Proposed Budget	\$ 19,840,000	
Change from 2021-22 Budget	\$ 6,065,000	44.03%

The LATCB budget consists of multiple funding sources, including funds from the City, the Los Angeles Tourism Marketing District, Los Angeles World Airports, and private sources. The amounts reflected above represent the City's contribution to the overall LATCB budget, which is equivalent to one fourteenth of the Transient Occupancy Tax (TOT) less costs for City administrative services. The TOT is a 14 percent tax on hotel and short-term rental guests. The City has contracted with LATCB to market Los Angeles as a convention, meeting and leisure travel destination.

City Appropriation and Trust Fund Retention

The Los Angeles Convention and Visitors Bureau Trust Fund (Trust Fund), from which LATCB is paid, receives an amount equivalent to one-fourteenth of the TOT. LATCB is paid 95 percent of this amount in accordance with the Agreement between the City and LATCB. The remaining five percent is retained in the Trust Fund in the event of a shortfall in TOT collections. Nonetheless, LATCB prepares its annual budget based on 100 percent of the TOT allocation. In the event the TOT actual receipts are higher than budgeted, LATCB would be paid the difference the following fiscal year.

EXPENDITURES

PROGRAM	Actual Expenditures 2020-21	Estimated Expenditures 2021-22	Proposed Budget 2022-23
Convention and Meeting Sales and Services	\$ 2,330,000	\$ 4,729,000	\$ 6,349,000
Domestic and International Marketing, Global Public Relations, and Media	2,445,000	7,610,000	8,028,000
Operations (Finance, Legal, Technology & Human Resources)	3,364,000	5,005,000	5,201,000
Allocation to TOT Reserve Fund, for funding future programming	-	-	262,000
Total Expenditures	<u>\$ 8,139,000</u>	<u>\$ 17,344,000</u>	<u>\$ 19,840,000</u>

PROGRAM INFORMATION

LATCB will continue to re-evaluate strategies and tactics for each segment of the visitor economy based on actual 2022-23 results in order to grow visitation, sustain visitor spending, and realize revenue recovery. The industry has shown positive signs as the state and County have eased restrictions related to the COVID-19 pandemic, however, California has been one of the last states to re-open, which has impacted the recovery of bookings and activities.

Convention and Meeting Sales and Services - \$6,349,000

The mission of Convention and Meeting Sales and Services is to market Los Angeles as a destination for conventions, meetings, and trade shows. LATCB's sales are segmented between two different target audiences: Los Angeles Convention Center (LACC) users and those seeking meeting space and group room blocks in hotels. In this phase of the recovery and return of Citywide convention and hotel bookings, successful management of both segments is critical toward achieving sales goals.

Citywide conventions are showing a near-term decline of 25 to 30 percent in attendance in most major markets, with fully attended shows expected to return in 2024. Additionally, up to 25 percent of most Los Angeles Citywide conventions are comprised of international attendance, a segment which has yet to return due to ongoing travel impacts related to the pandemic.

As overall lead volume continues to increase, most of the hotel sales opportunities will be smaller, short-term corporate meetings. With lead and booking activity increasing, the need to re-build LATCB's sales and services team is critical to meet this expected demand.

Additional 2022-23 sales priorities will include the following:

1. Transition from "Customer Engagement" to "Business Development," focusing on identifying vertical and geographic opportunities.
2. Manage demand and lead volume, strategically deploy sales resources, and optimize efficiency and production by re-aligning the Citywide and hotel sales parameters.
3. Coordinate "in-person" Meet LA Exchange and Customer Advisory Board.
4. Promote increased visibility targeted to both stakeholders and customers.
5. Continue to leverage and partner with Visit CA and their professional meetings and events objectives, capitalizing on and leveraging Los Angeles' position as one of the leading destinations for meetings and events.
6. Re-assess production targets based on number and size of events, booking pace, deployment, available inventory, and progress of the proposed LACC Expansion and Modernization Project.
7. Evolve sales marketing messaging to align with business-to-consumer campaigns as much as possible, while targeting key vertical segments.
8. Continue to execute digital strategy through email marketing, industry publications, and partnerships.

Domestic Marketing - \$5,242,000

Based on Tourism Economics' latest forecasts from January 2022, domestic leisure tourism is expected to rebound to 96.6 percent of the pre-pandemic baseline numbers from 2019. Additionally, domestic leisure tourism will continue to rebound much faster than international channels (see International Marketing below).

The domestic marketing efforts for 2022-23 will focus on four primary drivers: optimizing advertising markets based on available funding and data; developing the next evolution of the marketing campaign; developing and testing a pilot program leveraging Los Angeles' arts and culture assets to drive visitation; and continuing to leverage synergies among paid, owned, earned, trade, and sales channels.

International Marketing - \$1,785,000

The international focus will include re-establishing efforts in key international markets (e.g. Mexico, Canada, United Kingdom, Australia, France, and Germany) and increasing efforts centered on three primary drivers: renewing the commitment to BrandUSA (the United States' national tourism marketing organization); resuming sales missions in key international markets; and continuing to engage the global travel trade across a minimum of 10 international markets.

Global Public Relations, Earned and Owned Media - \$1,001,000

LATCB's global communications team works with travel writers around the world to increase quality coverage of Los Angeles. LATCB will renew formal agency-of-record public relations agreements in seven international markets and continue to focus on the goal to deliver millions of unique visitors to its websites and e-mail databases. In addition, emphasis will continue to be placed on leveraging social media.

Operations (Finance, Legal, Technology & Human Resources) - \$5,201,000

This area provides direct support to the operating divisions discussed above and includes administrative services, finance and accounting, human resources, payroll, legal, and information technology. Together, these departments are responsible for maintaining financial controls, operational efficiency, and contract compliance.

This division also oversees the operations of LATCB's Visitor Information Centers. While these have remained closed since March of 2020 due to the pandemic, LATCB has continued to disseminate information through other channels.

Allocation to TOT Reserve Fund - \$262,000

This category represents the funding of the TOT Reserve Fund with any excess collections that actualize in 2022-23. The allocation will only occur after all other budgeted allocations are funded. The TOT Reserve Fund was formed in accordance with the Agreement between the City and LATCB to be used in the event that revenues are severely impacted by catastrophic events or natural disasters and to fund programming and events in years beyond the current fiscal year.

TOTAL 2022-23 LATCB TOT BUDGET: \$19,840,000

ADDITIONAL SOURCES AND USES OF FUNDING

Los Angeles Tourism Marketing District - \$27,096,000

LATCB has a long-term service contract with the Los Angeles Tourism Marketing District (LATMD), which was formed in 2011 by hotels with 50 or more guest rooms located in the City. The LATMD assesses member-hotel room revenue to generate funding to competitively sell and market these hotels. The LATMD Board recently approved increasing the assessment rate from 1.5 percent to 2.0 percent, which is expected to begin during calendar year 2022. The LATMD revenues for 2022-23 assumes the new assessment rate. By contract, use of these funds is solely restricted to sales and marketing activities that provide specific benefit to the hotels in the LATMD.

Los Angeles World Airports International Marketing Alliance - \$313,000

Use of these funds is restricted by the Federal Aviation Administration solely for the international marketing of the Los Angeles International Airport and are directed by the Los Angeles World Airports. These funds cannot be used for any other purposes.

Corporate Partnerships, Advertising Sales and Administrative Services - \$950,000

By contract, use of these funds must be used solely for the benefit and promotion of the sponsors, partners, and/or advertisers.

Membership Program Fees - \$927,000

Revenues derived from the Membership Program are from member dues and restaurants participating in Dine LA's semi-annual, two-week culinary event. These funds are used for the benefit of members and participants.

PRODUCTIVITY GOALS

Productivity goals for 2022-23 are comprised of Convention and Meeting Sales and Services objectives for bookings and leads as shown in the tables below. These productivity goals are subject to recommendations by the LATCB Sales Advisory Board and approval by the Board of Directors of LATCB and are based on current internal and external industry data. LATCB will continue to monitor this data regularly as the return and recovery of meetings and events continues to evolve.

ESTIMATED REVENUES FROM SALES BOOKINGS FOR 2022-23¹

	2020-21 Actuals	2021-22 Estimates	2022-23 Goals	2022-23 Estimated TOT
Convention Center Events				
Number	20	14	20	
Room Nights	313,571	190,000	215,760	\$ 8,185,934
Hotel Corporate Meetings				
Number	83	250	410	
Room Nights	<u>48,831</u>	<u>120,000</u>	<u>182,860</u>	<u>6,937,708</u>
TOTALS				
Number	103	264	430	
Room Nights	<u>362,402</u>	<u>310,000</u>	<u>398,620</u>	<u>\$ 15,123,642</u>

ESTIMATED REVENUES FROM SALES LEADS FOR 2022-23¹

	2020-21 Actuals	2021-22 Estimates	2022-23 Goals	2022-23 Estimated TOT
Convention Center Events	99	130	160	\$ 65,487,475
Hotel Corporate Meetings	<u>848</u>	<u>1,689</u>	<u>2,131</u>	<u>36,059,162</u>
TOTALS	<u>947</u>	<u>1,819</u>	<u>2,291</u>	<u>\$ 101,546,637</u>

Potential Economic Impact

Total direct and indirect/induced economic impact from business sales resulting from events held at the LACC between 2022 and 2035 is projected to be approximately \$2.8 billion as shown in the table below. These sales will support 18,947 full time equivalent (FTE) jobs and \$178 million in state and local tax assessments. The following projections assume the eventual recovery of the conventions industry post-pandemic as well as the completion of the proposed LACC Expansion and Modernization Project in 2025-26.

ESTIMATED ECONOMIC IMPACT OF BOOKED CONVENTION CENTER EVENTS 2022 THROUGH 2035²

	Direct	Indirect / Induced	Total
Business Sales	\$1,636,683,471	\$1,176,676,544	\$2,813,360,015
Jobs Supported Annual FTE's	14,611	4,336	18,947
Taxes and Assessments			
State Total	\$57,895,249	\$31,194,936	\$89,090,185
Local Total	\$81,619,967	\$7,206,724	\$88,826,691

Source: DMAI Economic Impact Calculator, March 2022

NOTE

¹ 2022-23 average room nights per booking assumptions:

- 10,788 for Convention Center Events
- 446 for Hotel Association and Corporate Meetings
- Average room rate: \$271 (2019 CBRE Audit Summary)

Note - Estimates may need to be adjusted based on the impact of the COVID-19 pandemic

² These figures do not include the 2022 National Football League Super Bowl or 2028 Olympic and Paralympic Games as they are unique, one-time events.

THIS PAGE INTENTIONALLY LEFT BLANK

MEASURE M LOCAL RETURN FUND

BASIS FOR THE PROPOSED BUDGET

The 2022-23 Proposed Budget for Measure M Local Return Fund relates to the current year funding as follows:

	Amount	% Change
2021-22 Adopted Budget	\$ 69,574,832	
2022-23 Proposed Budget	\$ 82,348,104	
Change from 2021-22 Budget	\$ 12,773,272	18.4%

In November 2016, County of Los Angeles voters approved the Los Angeles County Traffic Improvement Plan that imposes an additional one-half cent sales tax, with an increase to one percent on July 1, 2039. The Measure M Local Return Fund (Measure M) may be used to:

- Improve freeway traffic flow, reduce bottlenecks, and ease traffic congestion;
- Expand the rail and rapid transit system, accelerate rail construction and build new rail lines, enhance bus service, and improve system connectivity;
- Repave local streets, repair potholes, synchronize signals, improve neighborhood streets and intersections, and enhance bike and pedestrian connection;
- Keep the transit and highway system safe, earthquake-retrofit bridges, enhance freeway and transit system safety, and keep the transportation system in good working condition;
- Make public transportation more accessible, convenient, and affordable and provide better mobility options for our aging population; and,
- Embrace technology and innovation to incorporate modern technology, new advancements, and emerging innovations into the local transportation system.

The City receives an allocation from a 17 percent share of the revenue collected based on the City's percentage share of the County's population. Measure M Funds must be used to augment, not supplant, other City programs.

Measure M also requires the City to provide Metro with three percent of the costs for the Metro Regional Capital Projects within the City limits. Should the City not do so, the County may withhold Local Return Funds for up to 15 years or until the three percent threshold is satisfied. The amount of this obligation was estimated (in 2015 dollars) to be approximately \$490 million over 35 years from 2022 through 2057. To date, Metro has not provided a final obligation amount or schedule to the City.

BUDGET HIGHLIGHTS

- Street and transportation improvements: Funding is provided for street and transportation improvement programs including the City Capital and Technology Improvement Expenditure Program – Physical Plant, the Complete Streets Program, the Concrete Streets Program, and the Median Island Maintenance Program.
- Safety improvements: Funding is provided to enhance pedestrian and traffic safety through various programs including Vision Zero Program projects on the City's High Injury Network, traffic signals, traffic safety and education, and the Speed Hump Program.

Measure M Local Return Fund

	2021-22 Adopted Budget	2022-23 Proposed Budget
REVENUES		
Cash Balance, July 1	\$ 66,576,340	\$ 69,613,210
Less:		
Prior Year Unexpended Appropriations	<u>54,978,719</u>	<u>55,523,568</u>
Balance Available, July 1	\$ 11,597,621	\$ 14,089,642
Receipts		
Measure M Local Return	57,104,818	67,458,462
Metro Rail Projects Reimbursement	72,393	-
Interest	<u>800,000</u>	<u>800,000</u>
Total Receipts	\$ <u>57,977,211</u>	\$ <u>68,258,462</u>
Total Available Balance	<u>\$ 69,574,832</u>	<u>\$ 82,348,104</u>

	2021-22 Adopted Budget	2022-23 Proposed Budget
DEPARTMENTAL APPROPRIATIONS		
General Services - Funds are provided for materials testing and warehouse services supporting the Complete Streets Program.	\$ 163,540	\$ 101,629
Personnel - Funds are provided for human resources support for eligible programs and initiatives coordinated by the Department of Transportation.	91,201	113,245
Public Works		
Bureau of Contract Administration - Funds are provided to support inspection and contract compliance for street projects including traffic signal construction.	1,306,626	1,005,482
Bureau of Engineering - Funds are provided for traffic signal and left turn signal project design and for support and administration of the Complete Streets Program.	1,406,963	1,668,836
Bureau of Street Lighting - Funds are provided for traffic signal design work and street lighting elements of the Complete Streets and Vision Zero programs.	890,952	661,175
Bureau of Street Services - Funds are provided to support the Complete Streets Program, for bicycle lane repair and maintenance, and for contractual services funding for median island landscape maintenance.	9,559,747	10,060,980
Transportation - Funds are provided for staffing for the Complete Streets and Vision Zero programs, the Great Streets Initiative, and other active and sustainable transportation initiatives.	8,724,388	9,521,847
Subtotal Departmental Appropriations	<u>\$ 22,143,417</u>	<u>\$ 23,133,194</u>

Measure M Local Return Fund

2021-22
Adopted Budget **2022-23**
Proposed Budget

SPECIAL PURPOSE FUND APPROPRIATIONS

Capital and Technology Improvement Expenditure Program (CTIEP) – Physical Plant - Funds are provided for the design and construction of various street and transportation projects.	1,485,000	15,218,313
Alley Paving - Funds were provided for paving alleys across the City.	2,000,000	-
Complete Streets - Funds were provided for the completion of six projects that were originally funded in 2017-18. This item was previously titled Street Reconstruction/Vision Zero Projects.	2,400,000	-
Concrete Streets - Funds are provided for the reconstruction of concrete streets. Funds for this purpose are also provided in the Special Gas Tax Improvement Fund (\$100,000).	1,000,000	1,000,000
Contractual Services – Support – Funds are provided for contractual services for administrative support (\$25,000), StreetLight data analytics (\$350,000), and the City’s Travel Demand Model update (\$750,000). Funding for contractual services for administrative support had previously been included in Proposition C Anti-Gridlock Transit Fund.	-	1,125,000
Electric Vehicle Charging Infrastructure – Funds are provided for the installation of electric vehicle charging stations.	-	1,000,000
Engineering Special Services – Funds are provided to support the Citywide annual Geographic Information System software and maintenance Enterprise License Agreement, which provides software and cloud-based services to perform real-time geographic analysis. Funding for this purpose has previously been included in Proposition C Anti-Gridlock Transit Fund.	-	61,000
Median Island Maintenance - Funds are provided for the maintenance of median islands Citywide.	1,000,000	2,000,000
Office Supplies – Funds are provided for office supplies. Funding for this purpose has previously been included in Proposition C Anti-Gridlock Transit Fund.	-	25,000
Open Streets Program - Funds were provided for Open Streets events throughout the City. Funds for this purpose are provided in the Local Transportation Fund (\$1,000,000) and the Mobile Source Air Pollution Reduction Trust Fund (\$500,000).	500,000	-
Paint and Sign Maintenance - Funds are provided to support the purchase of paint and sign maintenance equipment and supplies for striping and pavement markings for City streets. Funds for this purpose are also provided in the Proposition C Anti-Gridlock Transit Fund (\$100,000) and Measure R Traffic Relief and Rail Expansion Fund (\$1,800,000).	1,571,186	1,571,186
Speed Hump Program - Funds are provided for the installation of speed humps across the City. Funds for this purpose are also provided in the Local Transportation Fund (\$1,245,366).	1,815,705	679,247

Measure M Local Return Fund

	2021-22 Adopted Budget	2022-23 Proposed Budget
Traffic Signal Supplies – Funds are provided to support the purchase of traffic signal supplies.	3,000,000	3,000,000
Traffic Studies - Funds are provided for traffic studies.	400,000	400,000
Traffic Surveys - Funds are provided for traffic surveys.	100,000	100,000
Transportation Technology Strategy - Funds were provided for implementation of the Department of Transportation technology strategy.	625,000	-
Vision Zero Corridor Projects - Funds are provided for street safety projects along Vision Zero High Injury Network corridors, including speed feedback sign installation and maintenance and pedestrian refuge island implementation as needed. Funds for this purpose are also provided in the Road Maintenance and Rehabilitation (SB1) Fund (\$10,701,450).	\$ 7,454,675	\$ 8,824,095
Vision Zero Education and Outreach - Funds are provided for Vision Zero safety education, outreach, and project engagement.	1,000,000	1,000,000
Vision Zero Independent Program Evaluation – Funds are provided for an independent evaluation of the Vision Zero Program by the City Controller and/or the City Administrative Officer to identify current successes and areas for improvement including opportunities for funding and prioritization strategies for future projects.	-	500,000
Vision Zero Treatment Maintenance – Funds are provided to support the maintenance and/or replacement of striping and pavement markings, signage, and damaged bollards along priority corridors and High Injury Network locations.	-	1,000,000
Reimbursement of General Fund Costs - Funds are provided to reimburse the General Fund for fringe, central services, and department administration and support.	23,079,849	21,711,069
Subtotal Special Purpose Fund Appropriations	<u>\$ 47,431,415</u>	<u>\$ 59,214,910</u>
TOTAL APPROPRIATIONS	<u>\$ 69,574,832</u>	<u>\$ 82,348,104</u>

MEASURE R TRAFFIC RELIEF AND RAIL EXPANSION FUNDS

BASIS FOR THE PROPOSED BUDGET

The 2022-23 Proposed Budget for Measure R Traffic Relief and Rail Expansion Funds relates to the current year funding as follows:

	Amount	% Change
2021-22 Adopted Budget	\$ 59,884,946	
2022-23 Proposed Budget	\$ 71,750,443	
Change from 2021-22 Budget	\$ 11,865,497	19.81%

In November 2008, County of Los Angeles voters approved an one-half cent sales tax for a period of 30 years to:

- Expand the Los Angeles Metropolitan Transportation Authority (Metro) rail system, including providing a direct airport connection;
- Make local street improvements, such as synchronizing signals, filling potholes, repairing streets, and making neighborhood streets and intersections safer for drivers, bicyclists, and pedestrians in each community;
- Enhance safety and improve the flow of traffic on freeways and highways; and,
- Make public transportation more convenient and affordable (especially for seniors, students, the disabled, and commuters).

The Measure R Traffic Relief and Rail Expansion Funds represents the City’s share of the Local Return (15 percent of revenue collected), based upon population, and is referred to as the Measure R Local Return (Measure R) Fund. Measure R funds must be used to augment, not supplant, other City programs. In addition, the City is providing a three percent match to Metro for delivering transit projects within the City limits. While not legally required, this match allows the City to maintain an active partnership with Metro on regional transit projects of significant importance to the City. This match is currently being budgeted within the Proposition A Local Transit Assistance Fund.

BUDGET HIGHLIGHTS

- **Street Improvements:** Funding is provided for street improvement programs including the City’s Pavement Preservation Program, Great Streets Initiative, and median island maintenance.
- **Safety Improvements:** Funding is provided to enhance pedestrian and traffic safety through various programs including sidewalk access ramp construction, Vision Zero, and projects on the City’s High Injury Network.

Measure R Traffic Relief and Rail Expansion Funds

REVENUE	2021-22 Adopted Budget	2022-23 Proposed Budget
Cash Balance, July 1	\$ 27,303,272	\$ 31,064,920
Less: Prior Year Unexpended Appropriations	<u>18,232,629</u>	<u>19,335,766</u>
Balance Available, July 1	9,070,643	11,729,154
Anticipated Revenue Receipts	50,464,303	59,545,996
Interest	350,000	475,293
Total Revenue	<u>\$ 59,884,946</u>	<u>\$ 71,750,443</u>

Measure R Traffic Relief and Rail Expansion Funds

	2021-22 Adopted Budget	2022-23 Proposed Budget
DEPARTMENTAL APPROPRIATIONS		
General Services - Funds are provided for materials testing support for the City's Pavement Preservation Plan.	\$ 2,014,209	\$ 2,085,756
Personnel - Funds are provided to enhance human resources support for eligible programs and initiatives coordinated by the Department of Transportation.	91,201	113,245
Public Works		
Bureau of Engineering - Funds are provided for hiring hall and surveys for the Great Streets Initiative. Funds are also provided to support the review of design projects along the High Injury Network for Vision Zero and for engineering design and survey work for 20 pedestrian and bus stop refuge islands.	612,040	635,158
Bureau of Street Lighting - Funds are provided for design, coordination, and construction engineering for the deployment of various street lighting projects for Vision Zero. This includes pedestrian lighting for 20 bus stop pedestrian islands, support for the mid-block crosswalk program, and support for lighting around the top 50 schools in need.	485,403	487,215
Bureau of Street Services - Funds are provided for the City Pavement Preservation Program (\$17,093,440), which includes partial funding for the Great Streets Initiative. Funds are also continued for sidewalk access ramp construction (\$3,389,764). This will accelerate City efforts to ensure that all constituents have equal access to the City public infrastructure, create safer intersections, and assist with compliance with the Willits settlement. Funding is also provided for other eligible programs and projects (\$3,212,829).	20,927,639	23,696,033
Transportation - Funds are provided for staffing for six District Offices, Vision Zero, the Great Streets Initiative, and other Active Transportation Initiatives.	6,036,563	5,856,319
Subtotal Departmental Appropriations	\$ 30,167,055	\$ 32,873,726

Measure R Traffic Relief and Rail Expansion Funds

	2021-22 Adopted Budget	2022-23 Proposed Budget
SPECIAL PURPOSE FUND APPROPRIATIONS		
CTIEP – Physical Plant – Funds are provided for the following projects in the Capital and Technology Improvement Expenditure Program (CTIEP) – Physical Plant: 7 th Street Streetscape (\$220,891), Bridge Maintenance (\$800,000), and Bike Lane Repair (\$3,679,109).	\$ -	\$ 4,700,000
Automated Traffic Surveillance and Control (ATSAC) System Maintenance - Funds are provided for ongoing maintenance requirements such as camera maintenance and replacement, replacement of items such as transceivers, receivers, servers, and fusion splicers, repair of trunk line breaks, software licensing, wireless and telephone drop connections, video wall maintenance, hub maintenance, replacement of hub buildings, and video central switcher maintenance.	3,000,000	\$ 3,000,000
Bicycle Plan/Program – Other - Five percent of the estimated local return revenue is provided for bicycle projects within the City.	2,000,000	2,519,330
Gender Equity in Transportation – Funds are provided for contractual services to develop a methodology to prioritize programs, projects, and resources that enhance the ways women, girls, and gender minorities travel and corresponding equity metrics.	-	200,000
Great Streets - Funds are continued for one-time support for advanced planning and construction improvements on Great Street corridors.	500,000	500,000
Median Island Maintenance - Funds are provided for the maintenance of median islands Citywide.	1,000,000	1,000,000
Paint and Sign Maintenance - Funds are provided to support the purchase of paint and sign maintenance equipment and supplies for striping and pavement markings for City streets. Additional funds are also provided in the Proposition C Anti-Gridlock Transit Fund (\$100,000) and the Measure M Local Return Fund (\$1,571,186).	1,800,000	1,800,000
Pavement Preservation Overtime - Funds are provided for the Department of Transportation’s Pavement Preservation overtime needs.	700,000	700,000
Pedestrian Plan/Program - Five percent of the estimated local return revenue is provided for pedestrian projects within the City.	2,000,000	2,977,300
Technology and Communications - Funds are provided for technology and communications requests.	25,000	25,000
Vision Zero Contracts, Speed Surveys, Outreach Campaign - Funds are provided for education and outreach, campaign messaging, and the renewal or extension of speed zone surveys along the High Injury Network. For 2021-22 and 2022-23, \$1.0 million in funding for education, outreach, and campaign messaging was also provided each year in the Measure M Local Return Fund.	200,000	200,000
Reimbursement of General Fund Costs - Funds are provided to reimburse the General Fund for fringe benefits, central services, and department administration and support.	18,492,891	21,255,087
Subtotal Special Purpose Fund Appropriations	\$ 29,717,891	\$ 38,876,717
TOTAL APPROPRIATIONS	\$ 59,884,946	\$ 71,750,443

MEASURE W LOCAL RETURN FUND

BASIS FOR THE PROPOSED BUDGET

The 2022-23 Proposed Budget for the Measure W Local Return Fund (Measure W) relates to current year funding as follows:

	Amount	% Change
2021-22 Adopted Budget	\$ 32,671,072	
2022-23 Proposed Budget	\$ 36,375,584	
Change from 2021-22 Budget	\$ 3,704,512	11.3%

On November 6, 2018, County of Los Angeles voters approved Measure W – The Los Angeles Region Safe, Clean Water Program (Measure W), a parcel tax of 2.5 cents per square foot of impermeable surface to support the costs of stormwater-related projects and activities. Revenues are allocated to municipal, regional, and administrative sub-programs. Forty percent of revenues are allocated to municipalities in the same proportion as the amount of revenues collected within each municipality. Fifty percent is allocated for region-wide projects and is awarded on a competitive basis. The remaining ten percent is allocated to the Los Angeles County Flood Control District for implementation and administration of the Measure W Program. Eligible uses for revenues include projects that provide a water supply and/or quality benefit and a community investment benefit. Measure W can be used to fund Enhanced Watershed Management Program projects and the operation and maintenance of completed water quality improvement projects.

REVENUE

The County of Los Angeles has developed guidelines and funding eligibility requirements for the Measure W Program and executed transfer agreements with the various municipalities. Measure W revenues collected by the County were received in December 2021. The delay in revenues is attributed to the County's reconciliation process. Pursuant to the executed transfer agreement (C.F. 18-0384), funds for 2022-23 are expected to be received in October 2022.

BUDGET HIGHLIGHTS

- Funding for eight new positions in the Bureau of Sanitation are included for fund management, regional project development, and operations and maintenance support. In addition, funding for two new positions in the Bureau of Engineering and one new position in the Board of Public Works are included for program support.
- Funding for ten water quality projects (\$15.0 million) is provided in the Capital and Technology Improvement Expenditure Program (CTIEP) – Physical Plant Budget.

Measure W Local Return Fund

	2021-22 Adopted Budget	2022-23 Proposed Budget
Balance Available, July 1	\$ 13,291,000	\$ 16,053,316
Less: Prior Year's Unexpended Appropriations	<u>12,719,928</u>	<u>11,877,732</u>
Adjusted Balance	\$ 571,072	\$ 4,175,584
Receipts: Measure W Local Return Revenue	\$ 32,000,000	\$ 32,000,000
Reimbursements from Other Agencies and Funds	--	--
Interest	100,000	200,000
Total Receipts	<u>\$ 32,100,000</u>	<u>\$ 32,200,000</u>
Total Available Balance	<u>\$ 32,671,072</u>	<u>\$ 36,375,584</u>

	2022-23 Proposed Budget	2022-23 Proposed Budget
--	------------------------------------	------------------------------------

DEPARTMENTAL APPROPRIATIONS

Funds are provided to various City departments, offices, and bureaus to support the cost of stormwater related activities.

Public Works

Board – General oversight of the Department of Public Works and direct management of accounting and personnel functions.	47,592	67,563
Engineering – Design and construction management services.	1,084,782	1,408,218
Sanitation – Planning, operational, monitoring, and coordination services for the Measure W Safe, Clean Water Program.	4,491,013	6,313,647
Subtotal Departmental Appropriations	<u>\$ 5,623,387</u>	<u>\$ 7,789,428</u>

SPECIAL PURPOSE FUND APPROPRIATIONS

Feasibility Studies – Funds are provided for feasibility studies of water quality projects to be submitted for funding consideration as part of the Measure W Regional Call for Projects.	1,000,000	1,500,000
Operation and Maintenance – TMDL Compliance Projects. Funds are provided for the operation and maintenance of watershed improvement projects.	4,279,929	3,605,907
PW Sanitation Expense and Equipment – Funds are provided for program-wide costs such as service contracts (\$1,075,000), laboratory services (\$290,000), and software license fees (\$110,525).	734,674	1,475,525

Measure W Local Return Fund

	2021-22 Adopted Budget	2022-23 Proposed Budget
Regional Project Development and Revolving Funds – Funds are provided for the initial development of regional water quality projects and to be used as a revolving fund for potential match or front-funding requirements for regional funding.	3,069,553	204,502
Reimbursement of General Fund Costs – Funds are provided to reimburse the General Fund for fringe benefits, central services, and department administration and support.	4,415,349	6,795,878
Subtotal Special Purpose Fund Appropriations	<u>\$ 13,499,505</u>	<u>\$ 13,581,812</u>
 CAPITAL AND TECHNOLOGY IMPROVEMENT EXPENDITURE PROGRAM (CTIEP)		
CTIEP Physical Plant – Funding for projects meets eligible requirements including providing a water quality or water supply benefit as well as a community benefit.	\$ 13,548,180	\$ 15,004,344
Subtotal Capital and Technology Improvement Expenditure Program	<u>\$ 13,548,180</u>	<u>\$ 15,004,344</u>
TOTAL APPROPRIATIONS	<u>\$ 32,671,072</u>	<u>\$ 36,375,584</u>

THIS PAGE INTENTIONALLY LEFT BLANK

NEIGHBORHOOD COUNCIL FUND

BASIS FOR THE PROPOSED BUDGET

The 2022-23 Proposed Budget for the Neighborhood Council Funding Program relates to current year funding as follows:

		Estimated Available Balance on July 1		General Fund Appropriation		Other Appropriations		Total Appropriation	No. of NCs as of July 1
2021-22 Adopted Budget	\$	-	\$	3,218,000	\$	-	\$	3,218,000	99
2022-23 Proposed Budget	\$	-	\$	3,218,000	\$	-	\$	3,218,000	99
Change from 2021-22 Budget						\$		-	-
Percent Change								- %	

The Neighborhood Council Fund is administered by the City Clerk on behalf of Neighborhood Councils (NCs) as part of the funding program. It provides funding to certified NCs for operation and neighborhood improvement purposes designated by each NC. In accordance with Administrative Code Section 22.810.1(g), money appropriated in the budget each year for certified NCs shall be placed in the Neighborhood Council Fund for costs related to the functions, operations, and duties of being a certified NC.

If an NC enrolls during a fiscal year, the appropriation is prorated based on the quarter during which the NC became eligible for funding and upon which its full board has been selected. Any unspent funds remaining in the Neighborhood Council Fund at the end of the fiscal year will be used to reduce the General Fund appropriation the following year. NCs have the ability to roll over a non-cumulative maximum of \$10,000 in any given fiscal year. As a result of this roll over process, it is assumed that there will not be any unspent funds to reduce the General Fund appropriation for 2022-23.

There are currently 99 certified NCs and an appropriation of \$3,168,000 is proposed for 2022-23 to provide each NC with an allocation of \$32,000. With an additional \$50,000 for translation funding, the total General Fund appropriation for 2022-23 is \$3,218,000.

Total required for 99 NCs and translation:	\$3,218,000
Estimated Available Balance on July 1:	<u>\$ -</u>
General Fund Appropriation for 2022-23:	<u>\$3,218,000</u>

THIS PAGE INTENTIONALLY LEFT BLANK

PROPOSITION A LOCAL TRANSIT ASSISTANCE FUND

BASIS FOR THE PROPOSED BUDGET

The 2022-23 Proposed Budget for the Proposition A Local Transit Assistance (Proposition A) Fund relates to current year funding as follows:

	Amount	% Change
2021-2022 Adopted Budget	\$ 296,185,510	
2022-23 Proposed Budget	\$ 297,689,848	
Change from 2021-22 Budget	\$ 1,504,338	0.51%

Approved by the voters in November 1980, Proposition A imposes a one-half cent sales tax for the planning, administration, and operation of public transportation programs. Proposition A funds are distributed Countywide as follows: 40 percent for discretionary and incentive projects, 35 percent for rail transit, and 25 percent for local return. Local Return revenue is allocated to cities based on population. Proposed appropriations comply with the Proposition A Local Return Program Guidelines adopted by the Metropolitan Transportation Authority (Metro), which administers this Program.

BUDGET HIGHLIGHTS

- Funding for Transit Operations consolidates appropriations for Commuter Express, DASH, and Cityride transit and includes partial funding for various proposed transit options. The 2022-23 increases in Cityride/Dial A Ride costs are included.
- A Transit Services Analysis (TSA) Study was completed and approved by the Mayor and Council in October 2018. Consistent with the findings of that study, the Proposition A Fund is now experiencing some fiscal stress. The 2021-22 Adopted Budget had a reserve of \$65.6 million. The Proposed 2022-23 Budget has a projected reserve of \$5.8 million (3.3 percent of projected receipts).
- In 2021-22, the Mayor and Council instructed the completion of a new Transit Service Analysis. Completion of a new TSA during the summer of 2022 will be critical to ensure the ongoing fiscal health of the Proposition A Fund into 2022-23 and beyond.
- Funding is provided to leverage grant funding to support the purchase of electric buses and facility upgrades at the transit yards.
- Funding is provided for the City's 2021-22 payment of the City Three Percent Measure R Match contribution for Metro projects in the City of Los Angeles. The 15-year funding agreement with Metro (C.F.13-0337) approved on April 23, 2014, instructs the City to ensure that future City budgets include these payments.
- Farebox revenue was projected at \$12 million in the 2021-22 Adopted Budget but is only projected to reach \$545,000 due to the impact of the coronavirus pandemic. Due to the uncertain nature of the pandemic and policy discussions on going fare free, the Proposed 2022-23 Budget only assumes current level farebox revenue of \$545,000.

Proposition A Local Transit Assistance Fund

REVENUE	2021-22 Adopted Budget	2022-23 Proposed Budget
Cash Balance, July 1	\$ 272,200,855	\$ 240,197,066
Less: Prior Year's Unexpended Appropriations	<u>219,154,137</u>	<u>110,916,851</u>
Balance Available, July 1	53,046,718	129,280,215
Revenue: Advertisement	901,000	371,000
Farebox Revenue	11,966,729	545,500
Lease and Rental Fees	193,908	12,000
MTA Additional Support for Bus Operations- Measure R	4,907,220	4,907,220
MTA Bus Passes	1,491,240	-
Proposition A Local Transit Tax	80,993,695	95,716,914
Reimbursements from Other Funds	139,685,000	63,561,123
Interest	3,000,000	3,295,876
Total Receipts	<u>\$ 243,138,792</u>	<u>\$ 168,409,633</u>
Total Revenue	<u>\$ 296,185,510</u>	<u>\$ 297,689,848</u>

Proposition A Local Transit Assistance Fund

	2021-2022 Adopted Budget	2022-2023 Proposed Budget
DEPARTMENTAL APPROPRIATIONS		
Aging - Funds are provided for staff to administer the Multi-Purpose Centers Shuttle Program.	\$ 422,492	\$ 453,045
Controller - Funds are provided for Proposition A administration.	108,577	112,740
Council - Funds are provided for Proposition A administration.	80,136	80,136
Public Works		
Contract Administration - Funds are provided for construction inspection services.	125,795	129,157
Street Services - Funds are provided for the installation of bus pads and for the installation and improvement of bus stop landings and curb ramps by City staff.	2,121,456	2,319,174
Personnel - Funds are provided for staffing to enhance human resources support for eligible programs and initiatives coordinated by the Department of Transportation.	91,201	113,245
Transportation (DOT) - Funds are provided for administration of City mass transit services and other Proposition A related activities.	5,866,348	6,354,753
Subtotal Departmental Appropriations	<u>\$ 8,816,005</u>	<u>\$ 9,562,250</u>
CITY TRANSIT SERVICES		
Facility Lease - Funds are provided for a Caltrans lease for a joint layover facility	\$ 600,000	\$ 600,000
Marketing City Transit Program - Funds are provided for customer service and marketing of City transit services.	3,000,000	3,000,000

Proposition A Local Transit Assistance Fund

	2021-22 Adopted Budget	2022-23 Proposed Budget
Transit Operations - Funds are provided for DASH, Commuter Express, and Cityride transit operations, including fuel reimbursements.	\$ 145,000,000	\$ 181,645,670
Transit Sign Production and Installation - Funds are provided to replace signage at DASH and Commuter Express bus stops.	300,000	300,000
Transit Store - Funds are provided for the operation of the Transit Store, which is a central information outlet for transit services. The store provides information, sells tickets, Metro fare media and passes, and handles customer service complaints.	800,000	800,000
Universal Fare System - Funds are provided to purchase the necessary equipment to remove Transit Access Pass (TAP) from old buses and reinstall TAP on replacement buses for DASH and Commuter Express.	250,000	250,000
Subtotal City Transit Service	<u>\$ 149,950,000</u>	<u>\$ 186,595,670</u>
SPECIALIZED TRANSIT		
Arts District/6th Street Metro Station EIR - Funds were provided for the Environmental Impact Report.	\$ 381,000	\$ -
Bikeshare Operations and Maintenance - Funds are provided to support the operations and maintenance cost for the Bikeshare Pilot Program established as part of a Regional Program implemented with Metro.	10,000,000	15,000,000
Cityride Fare Card. Funds are provided to reimburse taxi and private van companies providing services to senior citizens and individuals with disabilities.	2,000,000	2,766,800
Cityride Fleet Replacement – Funds are provided to replace fleet vehicles for the Senior Cityride Program.	-	13,500,000
Paratransit Program Coordination Services - Funds are provided for Cityride program services, including registration, distribution of transit scrip, collection of revenue, and automation.	1,250,000	2,016,800
Senior Cityride Program - Funds are provided for the operation of door-to-door transit service for seniors and disabled individuals. This Program is based at the Department of Aging’s Senior Multipurpose Centers.	3,708,000	8,590,000
Senior Youth/Transportation Charter Bus Program - Funds are provided for contracted charter bus trips scheduled by the Mayor’s Office and Council Offices for recreational and educational purposes.	890,000	890,000

Proposition A Local Transit Assistance Fund

	2021-22 Adopted Budget	2022-23 Adopted Budget
Youth Program Bus Services – Recreation and Parks - Funds are provided for youth program bus services to Department of Recreation and Parks facilities.	\$ 200,000	\$ 500,000
Subtotal Specialized Transit	<u>\$ 18,429,000</u>	<u>\$ 45,263,600</u>
 TRANSIT CAPITAL		
Bus Facility Purchase Program - Funds are provided to support the purchase of four existing maintenance facilities which are currently being leased from City contractors.	\$ 7,000,000	\$ 7,000,000
Inspection Travel Fleet Representative Procurement - Funds are provided for travel expenses to inspect new fleet vehicles.	15,000	15,000
Smart Technology for DASH and Commuter Express Buses - Funds were provided for upgrading bus technologies from a 3G network on all DASH and Commuter Express buses to the 4G network.	5,400,000	-
Solar Signs - Funds are provided for solar-powered signage.	2,750,000	2,750,000
Vision Zero Bus Stop Security Lighting - Funds are provided for lighting improvements at bus stops on or near the High Injury Network to improve public safety.	495,000	495,000
	<u>\$ 15,660,000</u>	<u>\$ 10,260,000</u>
 TRANSIT FACILITIES		
Transit Facility Security and Maintenance - Funds are provided for various maintenance and minor capital improvement projects at City-owned and maintained transit facilities. Funds are also provided for security at DOT transit stations and five Metrolink stations.	\$ 2,000,000	\$ 2,000,000
Subtotal Transit Facilities	<u>\$ 2,000,000</u>	<u>\$ 2,000,000</u>

SUPPORT PROGRAMS	2021-22 Adopted Budget	2022-23 Proposed Budget
EPO Rapid Transit JPA - Funds are provided for the JPA annual membership with Eco Rapid Transit for the West Santa Ana Transit Corridor Project.	\$ 50,000	\$ 50,000
LCTOP Free Fare - Funds are provided for free transit fare for students through the State’s Low Carbon Transit Operations Program (LCTOP).	1,211,378	1,211,378
Matching Funds - Measure R Projects/LRTP/30-10. Three percent in matching funds is provided as part of the match contribution for regional Measure R subway and rail construction projects, which are constructed within City limits.	20,000,000	25,000,000
Memberships and Subscriptions	65,000	65,000
Office Supplies	15,000	15,000
Project Match Funds	30,000	30,000
Reserve for Future Transit Service - Funds are set aside for future service needs, which may be used to offset potential shortfalls as expenditures increase.	65,605,712	5,775,430
Ride and Field Checks - Funds are provided for an objective third party to perform Ride and Field checks for transit vehicles, which will standardize reporting and remove potential conflicts of interest.	2,000,000	2,000,000
Technology and Communications Equipment - Funds are provided for a computer and server replacement program.	130,000	130,000
Transit Bus Communications - Funds are provided to install cellular service, wireless service, and bus arrival information on buses	700,000	700,000
Transit Bus Security Services - Funds are provided for the Los Angeles Police Department to provide transit security on DASH buses.	1,392,629	1,392,629
Transportation Grant Fund Matching Funds - Funds are provided for eligible Transportation Grant Fund projects that will be determined during 2022-23.	500,000	500,000
Travel and Training - Funds are provided for various transit-related conferences and training programs.	50,000	50,000

Proposition A Local Transit Assistance Fund

	2021-22 Adopted Budget	2022-23 Proposed Budget
Vehicles for Hire Technology Upgrades. Funds are provided for third party cloud based hosting and maintenance support for the Taxicab, Ambulance, and Vehicles for Hire Information System (TAVIS). TAVIS will streamline the permitting process for taxicab and non-taxicab drivers, including City Transit Bus Drivers.	\$ 30,000	\$ 30,000
Reimbursement for General Fund Costs. Funds are provided to reimburse the General Fund for fringe, central services, and department administration and support.	\$ 9,550,786	\$ 9,058,891
Subtotal Support Programs	<u>\$ 101,330,505</u>	<u>\$ 46,008,328</u>
TOTAL APPROPRIATIONS	<u>\$ 296,185,510</u>	<u>\$ 297,689,848</u>

THIS PAGE INTENTIONALLY LEFT BLANK

PROPOSITION C ANTI-GRIDLOCK TRANSIT IMPROVEMENT FUND

BASIS FOR THE PROPOSED BUDGET

The 2022-23 Proposed Budget for the Proposition C Anti-Gridlock Transit Improvement (Proposition C) Fund relates to current year funding as follows:

	Amount	% Change
2021-22 Adopted Budget	\$ 93,029,048	
2022-23 Proposed Budget	\$ 108,078,045	
Change from 2021-22 Budget	\$ 15,048,997	16.18%

The Proposition C Fund receives revenue from the one-half cent sales tax increase approved by County of Los Angeles voters in 1990. The funds are allocated Countywide on a per-capita basis and may be used for public transit, paratransit, and the repair and maintenance of streets used by public transit. The Los Angeles Metropolitan Transportation Authority (Metro) approved guidelines for Proposition C funds reflect a distribution of funding as follows:

Discretionary	40%
Transit-Related Highway Improvements	25%
Local Return (Allocation to Jurisdictions)	20%
Commuter Rail	10%
Security	5%

BUDGET HIGHLIGHTS

- **Signal Synchronization:** Funding is provided to City departments, including the Department of Transportation and the Department of Public Works, to maintain efficiencies of the City roadway system through the use of the Automated Traffic Surveillance and Control (ATSAC) and Adaptive Traffic Control System (ATCS) traffic signal synchronization systems. The ATSAC system is a computer-based traffic signal control system that monitors traffic conditions and system performance, selects appropriate signal timing strategies, and performs equipment diagnostics and alert functions. ATCS upgrades signal timing features to existing ATSAC locations.
- **Metro Annual Work Program:** Funding is provided to City departments for salaries and expense costs associated with the Metro Annual Work Program. All expenses are reimbursed by Metro. The Metro Annual Work Program includes transportation projects which are part of the America Fast Forward Initiative (also known as the Measure R 30/10 Initiative) and the Measure M 28 by 28 Program. Funding is also provided to various City departments to support the Metro Purple Line Expansion, which is under construction.
- **Transportation Grant Fund Work Program:** Funding is provided to City departments for salaries and expense costs associated with transportation grant funded projects.

Proposition C Anti-Gridlock Transit Improvement Fund

REVENUE	2021-22 Adopted Budget	2022-23 Proposed Budget
Cash Balance Available, July 1	\$ 17,768,384	\$ 28,578,630
Less: Prior Year's Unexpended Appropriations	<u>8,746,855</u>	<u>14,995,313</u>
Balance Available, July 1	\$ 9,021,529	\$ 13,583,317
Construction Traffic Management Fee	336,000	361,957
Metro Annual Work Program Salary Reimbursement	8,520,623	8,041,766
Prop C Local Transit Tax – Local Return	67,182,139	79,394,661
Reimbursement from Other Agencies	235,757	-
Reimbursement from Other Funds	294,000	-
Interest Transfer from Transportation Grant Fund	639,000	687,224
Transportation Grant Salary Reimbursement	6,600,000	5,571,867
Interest	200,000	437,253
Total Receipts	<u>\$ 84,007,519</u>	<u>\$ 94,494,728</u>
Total Revenue	<u>\$ 93,029,048</u>	<u>\$ 108,078,045</u>

Proposition C Anti-Gridlock Transit Improvement Fund

	2021-22 Adopted Budget	2022-23 Proposed Budget
DEPARTMENTAL APPROPRIATIONS		
City Administrative Officer - Funds are provided for administration.	\$ 81,540	\$ 80,276
City Attorney - Funds are provided for legal services.	217,422	227,080
General Services - Funds are provided for materials testing for street resurfacing projects funded through Proposition C.	713,933	742,277
Mayor - Funds are provided for a Metro liaison position.	141,363	141,363
Personnel - Funds are provided to enhance human resources support for eligible programs and initiatives coordinated by the Department of Transportation.	272,827	318,052
Public Works		
Board of Public Works - Funds are provided for continued support of the Metro Annual Work Program.	127,373	135,661
Bureau of Contract Administration - Funds are provided for contract compliance and construction inspection for the Transportation Grant Fund Annual Work Program and the Metro Annual Work Program.	3,959,852	4,336,587
Bureau of Engineering - Funds are provided for the ATSAC and ATCS programs (signal timing engineering), the Transportation Grant Fund Annual Work Program, the Metro Annual Work Program, and other eligible projects.	8,207,796	8,476,768
Bureau of Street Lighting - Funds are provided for design of transit related projects such as transit shelter security lighting and streetscape projects. Funds will support plan check reviews for traffic signal projects, the Transportation Grant Fund Annual Work Program, and the Metro Annual Work Program.	3,065,343	2,996,400
Bureau of Street Services - Funds are provided for street improvements and transit enhancement projects relative to the Transportation Grant Fund Annual Work Program, Metro Call for Projects, Metro Annual Work Program and Safe Routes to School Program.	14,112,008	14,437,402
Transportation - Funds are provided for salaries and expenses in the Transportation Grant Fund Annual Work Program, the Metro Annual Work Program, ATSAC and ATCS signal maintenance, and various other programs.	39,241,364	40,709,587
General City Purposes - Funds are provided to support a portion of the City's Southern California Association of Governments annual membership.	30,000	30,000
Subtotal Departmental Appropriations	\$ 70,170,821	\$ 72,631,453

Proposition C Anti-Gridlock Transit Improvement Fund

	2021-22 Adopted Budget	2022-23 Proposed Budget
TRANSPORTATION DEMAND MANAGEMENT SYSTEM		
Bicycle Path Maintenance - Funds are provided for Citywide bike path maintenance.	\$ 613,000	\$ 613,000
Bicycle Plan/Program - Other - Funds are provided for the promotion of bicycle programs as an alternate mode of transportation.	150,000	150,000
Los Angeles Neighborhood Initiative - Funds are provided to assist with the revitalization of transit-oriented neighborhoods through public and private partnerships.	550,000	550,000
School, Bike, and Transit Education - Funds are provided for a public education and an outreach program that focuses on alternative modes of transportation and air quality issues. This allocation provides \$150,000 for the Bicycle Safety and Education Program and \$150,000 for the Commuter Safety Program.	300,000	300,000
Subtotal Transportation Demand Management System	<u>\$ 1,613,000</u>	<u>\$ 1,613,000</u>
TRANSIT INFRASTRUCTURE AND CAPITAL		
Light-Emitting Diode (LED) Replacement Modules - Funds are provided to replace LED modules installed in traffic control lights and pedestrian crosswalks.	\$ 2,000,000	\$ 2,000,000
Paint and Sign Maintenance - Funds are provided to support the purchase of paint and sign maintenance equipment and supplies for striping and pavement markings for City streets. Additional funds are provided in the Measure R Local Return Fund (\$1,800,000) and the Measure M Local Return Fund (\$1,571,186).	100,000	100,000
Traffic Signal Supplies - Funds are provided to support the purchase of traffic signal supplies.	2,000,000	2,000,000
Subtotal Transit Infrastructure and Capital	<u>\$ 4,100,000</u>	<u>\$ 4,100,000</u>

Proposition C Anti-Gridlock Transit Improvement Fund

	2021-22 Adopted Budget	2022-23 Proposed Budget
SUPPORT PROGRAMS		
Contractual Services – Support - Funds were provided for contractual services for administrative support. Funding for this purpose is provided in the Measure M Local Return Fund in 2022-23.	\$ 25,000	\$ -
Engineering Special Services - Funds were provided for the Citywide annual Geographic Information System software and maintenance Enterprise License Agreement. Funding for this purpose is provided in the Measure M Local Return Fund in 2022-23.	61,000	\$ -
Office Supplies - Funding for this purpose is provided in the Measure M Local Return Fund in 2022-23.	25,000	-
Technology and Communications Equipment - Funds are provided for replacement computers, equipment, and routine communications service requests for staff.	100,000	100,000
Travel and Training	40,000	40,000
Reimbursement of General Fund Costs - Funds are provided to reimburse the General Fund for fringe benefits, central services, and department administration and support.	16,894,227	29,593,592
Subtotal Support Programs	\$ <u>17,145,227</u>	\$ <u>29,733,592</u>
TOTAL APPROPRIATIONS	\$ <u>93,029,048</u>	\$ <u>108,078,045</u>

THIS PAGE INTENTIONALLY LEFT BLANK

ROAD MAINTENANCE AND REHABILITATION PROGRAM SPECIAL FUND

BASIS FOR THE PROPOSED BUDGET

The 2022-23 Proposed Budget for the Road Maintenance and Rehabilitation Program Special Fund, otherwise known as the Senate Bill 1 (SB 1) Fund, relates to current year funding as follows:

	Amount	% Change
2021-22 Adopted Budget	\$ 87,004,745	
2022-23 Proposed Budget	\$ 99,624,584	
Change from 2021-22 Budget	\$ 12,619,839	14.5%

Enacted in 2017, SB 1, “The Road Repair and Accountability Act,” provides funding to cities and counties to address basic road maintenance, rehabilitation, and critical safety needs on the state highway system and the local street and road system. SB 1 increases per gallon fuel excise taxes, diesel fuel sales taxes, and vehicle registration fees and provides inflationary adjustments to fuel tax rates in future years.

Pursuant to Streets and Highways Code Section 2030, the use of SB 1 funds includes, but is not limited to the following:

- Road maintenance and rehabilitation;
- Safety projects;
- Railroad grade separations;
- Complete street components, including active transportation purposes, pedestrian and bicycle safety projects, transit facilities, and drainage and stormwater capture projects in conjunction with any other allowable project; and,
- Traffic control devices.

In order to receive the upcoming fiscal year’s apportionment of SB 1 fund, the City must annually adopt and submit a planned list of projects to be funded with SB 1 funds, no later than July 1st of any given year, to the California Transportation Committee (CTC). In addition, the City must submit an annual report of street or road expenditures made during the preceding fiscal year to the CTC no later than December 1st of the following year.

BUDGET HIGHLIGHTS

- Road repair and rehabilitation – Funds are provided to reconstruct failed pavement, reconstruct concrete streets, and prevent further deterioration in the overall condition of the City street system by performing resurfacing, slurry sealing, or asphalt repairs.
- Safety Projects – Funds are provided for street safety projects along Vision Zero High Injury Network corridors including traffic signal installations, speed feedback sign installation and maintenance, pedestrian refuge island implementation, and sidewalk repair to safely separate vehicle and pedestrian traffic.
- Capital and Technology Improvement Expenditure Program – Funds are provided for 50 street-related projects, including four flood control projects and four street lighting projects to improve the safety of pedestrians and vehicles.

Road Maintenance and Rehabilitation Program Special Fund

	2021-22 Adopted Budget	2022-23 Proposed Budget
REVENUE		
Cash Balance Available, July 1	\$ 110,938,651	\$ 120,904,220
Less:		
Prior Year's Unexpended Appropriation	<u>104,896,000</u>	<u>112,210,867</u>
Balance Available, July 1	\$ 6,042,651	\$ 8,693,353
Receipts		
State Gasoline Tax – SB 1	78,962,094	89,431,231
Interest	<u>2,000,000</u>	<u>1,500,000</u>
Total Receipts	<u>\$ 80,962,094</u>	<u>\$ 90,931,231</u>
Total Available Balance	<u>\$ 87,004,745</u>	<u>\$ 99,624,584</u>

Road Maintenance and Rehabilitation Program Special Fund

	2021-22 Adopted Budget	2022-23 Proposed Budget
DEPARTMENTAL APPROPRIATIONS		
Board of Public Works - Funds are provided for accounting support.	\$ 81,200	\$ 71,961
Subtotal Departmental Appropriations	<u>\$ 81,200</u>	<u>\$ 71,961</u>
SPECIAL PURPOSE FUND APPROPRIATIONS		
Automatic Traffic Surveillance and Control (ATSAC) System Maintenance - Funds are provided for ongoing maintenance requirements such as camera maintenance and replacement, replacement of items such as transceivers, receivers, servers, and fusion splicers, repair of trunk line breaks, software licensing, wireless and telephone drop connections, video wall maintenance, hub maintenance and replacement, and video central switcher maintenance. Funds are also provided in the Measure R Traffic Relief and Rail Expansion Funds (\$3,000,000).	-	915,940
Bicycle Lane Repair and Maintenance – Funds were provided for Citywide bike lane repair and maintenance to ensure public safety.	4,149,717	-
Capital and Technology Improvement Expenditure Program - Funds are provided for the design and construction of various street projects, flood control projects, and safety-related lighting projects.	34,945,855	58,460,480
Complete Streets - Funds are provided for the reconstruction of failed streets and Vision Zero safety improvements for the Avalon Blvd. Complete Street project as part of the Complete Streets Program. This item was previously titled Street Reconstruction/Vision Zero Projects.	3,820,000	9,429,650
Concrete Streets - Funds are provided for the reconstruction of concrete streets Citywide. Funds are also provided in the Special Gas Tax Improvement Fund (\$100,000).	1,821,582	1,000,000
Cool Pavement/Sustainable Pavement Projects – Funds were provided for the application of Cool Pavement treatments and sustainable pavement technologies to prevent further deterioration of the roadway. Funds for this purpose are included in the Street Damage Restoration Fee Fund (\$4,000,000).	2,000,000	-
Failed Street Reconstruction - Funds were provided for the reconstruction of failed pavement streets across the City. Funds for this purpose are included in the Street Damage Restoration Fee Fund (\$7,442,601).	7,442,601	-
Sidewalk Repair Access Request Acceleration - Funds were provided to accelerate sidewalk repair requests to safely separate vehicular and pedestrian traffic in compliance with the Americans with Disabilities Act (ADA).	15,000,000	-

Road Maintenance and Rehabilitation Program Special Fund

	2021-22 Adopted Budget	2022-23 Proposed Budget
Sidewalk Repair Contractual Services - Funds are provided for sidewalk repair to safely separate vehicular and pedestrian traffic in compliance with the ADA.	-	8,702,763
Sidewalk Repair Engineering Consulting Services - Funds are provided to pay for engineering consulting services for sidewalk repair work.	-	3,300,000
Vision Zero Corridor Projects - Funds are provided for street safety projects along High Injury Network (HIN) corridors, including speed feedback sign installation and maintenance and pedestrian refuge island implementation as needed. Funding is also provided in the Measure M Local Return Fund (\$8,824,095).	10,701,450	10,701,450
Vision Zero Traffic Signals - Funds are provided to install traffic signals along HIN corridors and reduce the backlog of traffic signals.	6,771,511	6,771,511
Vision Zero Traffic Signals Support - Funds are provided for the Bureau of Street Lighting to support the traffic signal construction workload for new traffic signals Citywide.	270,829	270,829
Subtotal Special Purpose Fund Appropriations	<u>\$ 86,923,545</u>	<u>\$ 99,552,623</u>
TOTAL APPROPRIATIONS	<u>\$ 87,004,745</u>	<u>\$ 99,624,584</u>

SEWER CONSTRUCTION AND MAINTENANCE FUND

BASIS FOR THE PROPOSED BUDGET

The 2022-23 Proposed Budget for the Sewer Construction and Maintenance Fund (SCM) relates to current year funding as follows:

	Amount	% Change
2021-22 Adopted Budget	\$ 1,137,749,269	
2022-23 Proposed Budget	\$ 1,219,523,112	
Change from 2020-21 Budget	\$ 81,773,843	7.2%

The SCM funds the Clean Water Program (CWP), which serves over four million people in the City of Los Angeles and 29 contract cities, encompassing a service area of approximately 600 square miles. CWP operations include sewage conveyance and treatment, water reclamation, industrial sewage management, environmental monitoring, and a capital program. The wastewater collection and treatment system is operated and maintained by the Bureau of Sanitation and includes 6,700 miles of sewers, 49 pumping plants, three water reclamation plants, and one treatment plant.

All properties that use the City's sewer system pay a Sewer Service Charge (SSC), which determines sewage volume by multiplying water usage by the SSC rate. Revenue is deposited into the SCM and is used to support ongoing maintenance and capital improvements for the sewer system. In addition to SSC revenues, the SCM was converted into an enterprise fund in order to support revenue bonds. A number of separate funds were created to properly account for revenues and expenditures and interest earnings on bond proceeds.

The Proposed Budget for SCM includes the Clean Water Capital and Technology Improvement Expenditure Program (\$369,021,000) and the related capital labor and expense costs (\$120,230,889). Also included are the costs of operating and maintaining the Clean Water System (\$422,995,208), payment of debt service on Wastewater System Revenue Bonds (\$248,485,128), a 45-day operating reserve (\$51,638,755), and various other expenses (\$7,152,132).

BUDGET HIGHLIGHTS

- Capital improvements at the Donald C. Tillman Water Reclamation Plant and Hyperion Water Reclamation Plant Advanced Water Purification Facilities are projected to increase the production of treated recycled water. The enhanced production will increase revenue from recycled water sales to the Department of Water and Power to \$8.3 million based on sales price and volume.
- The General Fund completed payments to the SCM for the \$85.7 million over allocation of related costs during the period of 2015-2021 through an interim fund transfer in 2021-22.

Sewer Construction and Maintenance Fund

	2021-22 Adopted Budget	2022-23 Proposed Budget
Balance Available, July 1	\$ 113,425,066	\$ 78,229,405
Receipts:		
Additional Revenue Debt	175,472,566	273,110,614
Build America Bonds and Recovery Zone Economic Development Bond (BABs and RZEDB) Refunds	5,502,600	5,555,593
General Fund	26,220,128	--
Industrial Waste Surcharge	20,900,000	20,807,900
Revenue from Green Acres Farm	3,000,000	3,000,000
Revenue from Recycled Water Sales	7,590,123	8,300,000
Reimbursement from Other Agencies	4,942,000	100,664,000
Reimbursement from Other Funds	--	1,466,600
Repayment of Loans	585,000	2,117,000
Sewer Service Charge	725,100,000	671,372,000
Sewage Disposal Contracts		
Operations and Maintenance	25,800,000	25,156,000
Capital	11,600,000	11,385,000
Sewerage Facilities Charge	11,600,000	11,600,000
Other Receipts	2,231,786	2,459,000
Interest	3,780,000	4,300,000
Total Receipts	<u>\$ 1,024,324,203</u>	<u>\$ 1,141,293,707</u>
Total Available Balance	<u>\$ 1,137,749,269</u>	<u>\$ 1,219,523,112</u>

Available cash balance at July 1 reflects funds that are projected to be unobligated from prior years which are available for appropriation in the budget and excludes restricted funds that are not available to fund appropriations such as the Debt Service Reserve Fund, Emergency Fund, 2022-23 operating reserve, 50 percent cash reserve for the 2022-23 Capital and Technology Improvement Expenditure Program (CTIEP), and various bond rebate funds.

	2021-22 Adopted Budget	2022-23 Proposed Budget
DEPARTMENTAL APPROPRIATIONS		
SCM funds are allocated to cover the cost of Clean Water Program activities in various City departments, offices, and bureaus, including related costs. Variances reflect the net impact of cost-of-living salary adjustments, changes in overhead rates, and position reductions.		
City Administrative Officer – Budget, financial, and administrative services.	\$ 747,100	\$ 723,368
City Attorney – Legal and litigation services	910,661	1,032,203
City Clerk – Claims analysis and processing.	31,310	32,747
Controller – General support for billings, payments, and payroll.	268,546	282,463
Emergency Management – Emergency management coordination.	52,051	52,736
Finance – Special billing, collection of fees, and debt issuance services.	466,188	477,391
General Services – Fleet services, fuel, materials testing, warehouse services, mail, and messenger services.	8,241,223	8,143,289
Information Technology – 3-1-1 Call Center Services.	848,992	157,093
Mayor – Environmental sustainability coordination.	27,053	27,053
Personnel – Personnel selection and occupational safety services.	2,217,114	2,309,373
Police – Public safety personnel in Clean Water facilities.	1,795,921	1,795,921
Public Works		
Board of Public Works – General oversight of the Department of Public Works, accounting support, and personnel services.	3,126,263	3,229,611
Bureau of Contract Administration – Construction inspection services.	9,945,643	10,922,774
Bureau of Engineering – Design and construction management services.	43,879,891	46,529,796
Bureau of Sanitation – Planning, operation, and coordination services.	139,041,359	150,745,971
Bureau of Street Lighting – Design review for secondary sewer replacement projects.	200,878	212,238
Transportation – Traffic control, review of plans, and related duties connected with major sewer construction.	562,680	568,258
General City Purposes – Clean and Green program operational costs, Southern California Association of Governments membership, and Discovery Cube educational services.	660,040	660,040
Reimbursement of General Fund Costs – Includes fringe benefits, central services, and/or department administration and support costs.	129,695,172	127,013,878
Subtotal Department Appropriations	<u>\$ 342,718,085</u>	<u>\$ 354,916,203</u>

2021-22
Adopted Budget **2022-23**
Proposed Budget

EXPENSE AND EQUIPMENT ITEMS

In accordance with enterprise fund operations, expense and equipment items are budgeted for expenditure directly from the SCM for the following departments. Variances are due to reductions to contracts and one-time equipment purchases.

Bureau of Contract Administration – Equipment and expense.	\$ 65,400	\$ 67,100
Bureau of Engineering – Contracts, equipment, and expense.	1,398,200	1,434,600
Bureau of Sanitation – Contractual services, field equipment expenses, operating supplies, administrative supplies, furniture, equipment, and security improvements. This amount also includes accounting charges for discontinued capital projects.	131,286,566	139,566,737
Capital Finance Administration – Debt service contribution for the Public Works Building.	2,523,340	2,522,961
Department of Water and Power Fees – Funds are provided for the costs of billing and collection of the Sewer Service Charge.	2,980,800	2,980,800
General Services – Office leases, laboratory expenses, replacement vehicles, and miscellaneous expenses.	3,253,500	3,986,800
Liability Claims – Funds are provided for damage claims made by residents against the City for repair costs resulting from the City’s sewer system.	5,370,072	5,370,072
Sewer Connection Financial Assistance Program – Funds are provided to assist property owners with the repair or replacement of sewer laterals and to assist owners to properly abandon their on-site wastewater treatment system and connect to the City’s sewer system where feasible.	1,250,000	1,250,000
Sewer Service Charge Refunds – Funds are provided for refunds issued to residents in the event of Sewer Service Charge overbilling.	500,000	500,000
Street Damage Restoration Fee – Funds are provided for street resurfacing costs related to sewer construction.	3,000,000	3,000,000
Utilities – Gas, water, electricity, and telephone expenses at plants and field locations.	26,447,356	26,447,356
Subtotal Expense and Equipment	<u>\$ 178,075,234</u>	<u>\$ 187,126,426</u>

Sewer Construction and Maintenance Fund

	2021-22 Adopted Budget	2022-23 Proposed Budget
CAPITAL AND TECHNOLOGY IMPROVEMENT EXPENDITURE PROGRAM (CIEP)		
Clean Water CTIEP – Funds are provided for various sewer capital and infrastructure projects.	\$ 301,569,318	\$ 369,021,000
Subtotal Capital Improvement Expenditure Program	<u>\$ 301,569,318</u>	<u>\$ 369,021,000</u>
 BOND REQUIREMENTS		
45-day Operation and Maintenance Reserve	\$ 63,325,402	\$ 51,638,755
Bond Issuance Costs	5,075,000	5,075,000
Debt Service	243,732,630	248,485,128
Insurance Reserve	3,000,000	3,000,000
Insurance and Bond Premium	253,600	260,600
Subtotal Bond Requirements	<u>\$ 315,386,632</u>	<u>\$ 308,459,483</u>
Total Sewer Construction and Maintenance Fund	<u>\$ 1,137,749,269</u>	<u>\$ 1,219,523,112</u>

THIS PAGE INTENTIONALLY LEFT BLANK

SIDEWALK REPAIR PROGRAM

BASIS FOR THE PROPOSED BUDGET

The 2022-23 Proposed Budget for the Sidewalk Repair Program relates to current year funding as follows:

	General Fund	Special Funds*	Other Funds**	Total
2021-22 Adopted Budget	\$ 22,934,548	\$ 21,157,915	\$ 370,000	\$ 44,462,463
2022-23 Proposed Budget	\$ 17,845,560	\$ 17,377,440	\$ 520,000	\$ 35,743,000
Change from 2021-22 Budget	\$ (5,088,988)	\$ (3,780,475)	\$ 150,000	\$ (8,719,463)
Percent Change	(22.19%)	(17.87%)	40.54%	(19.61%)

* Special Funds include funds (direct costs and fringe benefits) budgeted in the Measure R Local Return Fund for the installation of sidewalk access ramps (\$4,316,364), funds budgeted in the SB1 Road Maintenance and Rehabilitation Program Special Fund for contractual services and engineering consulting services (\$12,002,763), and funds in the Sidewalk Repair Fund (\$1,058,313).

** Other Funds consist of projects funded by the proprietary departments (Harbor Department and Department of Airports) for repairs to sidewalks and pedestrian facilities adjacent to their property locations. These amounts are reported by each proprietary department and budgeted separately from the City budget.

The Mayor and Council approved a Settlement Agreement relative to the class action lawsuit, *Willits v. the City of Los Angeles* in 2014-15. Court approval of the Settlement Agreement was finalized in the Spring of 2017. 2022-23 will be the sixth year of the compliance period.

The terms of the Settlement Agreement require the City to:

- Commit \$31,000,000 per year (adjusted every five years to maintain the present value) for 30 years to be used for access improvements and barrier removal, excluding new construction and alterations. In 2022-23, the sixth year of the compliance period, the overall program obligation increased by \$4,743,000 from \$31,000,000 to \$35,743,000;
- Prioritize and address pedestrian facility improvements as follows:
 1. City of Los Angeles government offices and facilities;
 2. Transportation corridors;
 3. Hospitals, medical facilities, assisted living facilities, and other similar facilities;
 4. Places of public accommodation such as commercial and business zones;
 5. Facilities containing employers; and,
 6. Other areas, such as residential neighborhoods and undeveloped areas;
- Spend at least \$7.149 million and \$5.0 million out of the annual \$35,743,000 commitment on the Access Request Program and on curb ramp installations, respectively; and,
- Allow the Willits Settlement Plaintiffs to conduct semi-annual inspections of the City's drawings and/or designs.

BUDGET HIGHLIGHTS

- Funds are provided to meet the City annual commitment and spending requirements on the Access Request Program and on curb ramp installations, inclusive of direct costs and fringe benefits.
- Funds are provided for a Sidewalk Repair Incentive Program.
- Funds are provided to repair sidewalks identified as high liability locations.

DEPARTMENT OF WATER AND POWER AND LIBRARY DEPARTMENT SIDEWALK REPAIR WORK

- In 2022-23, funds are provided to perform sidewalk repair work for the Department of Water and Power (DWP) and the Library Department. Reimbursement of \$6 million for this work is included as General Fund revenue (\$4,000,000 from DWP and \$2,000,000 from the Library Department).

Sidewalk Repair Program

DEPARTMENTAL APPROPRIATIONS	2021-22 Adopted Budget	2022-23 Proposed Budget
<p>Funds are provided to various City departments to support the <u>direct</u> cost of sidewalk repair activities.</p>		
<p>City Attorney – Funds are provided for legal advice relating to the California Environmental Quality Act and the Federal Americans with Disabilities Act and support for the Sidewalk Repair Program.</p>	\$ 75,058	\$ 77,988
<p>Disability – Funds are provided for a Sidewalk Repair Program liaison to assist the Department of Public Works in the prioritization of projects and creation of a tracking system of accessibility requirements for the City's Sidewalk Repair Program.</p>	55,229	59,301
<p>General Services – Funds are provided for materials testing support services for the sidewalk repair work performed by the Bureau of Street Services.</p>	76,053	81,864
<p>Information Technology Agency – Funds were provided to partially fund the implementation of a payroll system used by positions associated with the Sidewalk Repair Program.</p>	35,418	--
<p>Public Works</p>		
<p>Board of Public Works – Funds are provided for direct accounting support for the Sidewalk Repair Fund and for the Sidewalk Repair Incentive Program.</p>	160,473	167,766
<p>Bureau of Contract Administration – Funds are provided for construction inspection and contract compliance for sidewalk repairs.</p>	1,149,253	1,249,687
<p>Bureau of Engineering – Funds are provided for program management and oversight of all components of the Sidewalk Repair Program, including standards, construction, technology development, and reporting.</p>	2,181,159	2,253,684
<p>Bureau of Street Services – Funds are provided for the repair and construction of sidewalk access ramps, four crews to repair sidewalk locations requested by the disability community as part of the Access Request Program, one crew to repair sidewalks identified as high liability locations, tree pre- and post-inspection for sidewalk repair locations, and associated administrative support functions. In 2022-23, funding is provided by the Sidewalk Repair Fund (\$8,494,815). In addition, funding for access ramps is provided by the Measure R Local Return Fund (\$3,389,764).</p>	11,610,957	11,884,579
<p>Transportation – Funds are provided for dedicated field support to repair, relocate, or construct traffic signal equipment and cabling as part of repairing the sidewalk.</p>	172,345	184,694
Subtotal Departmental Appropriations	\$ 15,515,945	\$ 15,959,563

Sidewalk Repair Program

	2020-21 Adopted Budget	2022-23 Proposed Budget
SPECIAL PURPOSE FUND APPROPRIATIONS		
Environmental Compliance Services – Funds are provided for services related to implementation of the Environmental Impact Report.	\$ --	\$ 110,000
Monitoring and Fees – Funds are provided to reimburse the Willits plaintiffs for costs incurred in the course of conducting monitoring and semi-annual inspections of the City’s drawings and and/or designs.	250,000	135,000
Sidewalk Repair – Access Request Acceleration – Funds were provided in the SB1 Road Maintenance and Rehabilitation Program Special Fund to accelerate the response to requests for sidewalk repair through the Access Request Program.	15,000,000	--
Sidewalk Repair Contractual Services – Funds are provided in the SB1 Road Maintenance and Rehabilitation Program Special Fund (\$8,702,763) and the Sidewalk Repair Fund (\$106,817) to continue sidewalk repair activities and improvements as needed, in accordance with the Willits Settlement Agreement.	4,000,000	8,809,580
Sidewalk Repair Engineering Consulting Services – Funds are provided in the SB1 Road Maintenance and Rehabilitation Program Special Fund for the Bureau of Engineering to pay for as-needed engineering consulting services.	2,400,000	3,300,000
Sidewalk Repair Incentive Program – Funds are provided for a Sidewalk Repair Incentive Program. Private property owners will be eligible to apply for rebates for sidewalk repair work. Consistent with current City policy, rebate amounts will be capped at \$10,000 per lot in residential, commercial, and industrial areas (C.F. 14-0163-S3).	1,000,000	1,000,000
Street Tree Planting and Maintenance – Funds are provided for the replacement and establishment of street trees removed by sidewalk repair activities.	400,000	400,000
Reimbursement of General Fund Costs – Funds are provided for incremental benefits (healthcare and pension payments for City employees working on Sidewalk Repair). In 2022-23, funding is provided from the Sidewalk Repair Fund (\$4,582,257) and the Measure R Local Return Fund (\$926,600).	5,526,518	5,508,857
Subtotal Special Purpose Fund Appropriations	\$ 28,576,518	\$ 19,263,437
 OTHER FUNDS		
The City’s proprietary departments include the Department of Water and Power, Los Angeles World Airports, and the Harbor. Other Funds consist of estimated sidewalk repair work planned by these departments for sidewalks adjacent to their facilities.		
Los Angeles World Airports	\$ 30,000	\$ 20,000
Harbor	340,000	500,000
Subtotal Other Funds	\$ 370,000	\$ 520,000
TOTAL APPROPRIATIONS	\$ 44,462,463	\$ 35,743,000

THIS PAGE INTENTIONALLY LEFT BLANK

SOLID WASTE RESOURCES REVENUE FUND

BASIS FOR THE PROPOSED BUDGET

The 2022-23 Proposed Budget for the Solid Waste Resources Revenue Fund (SWRRF) relates to current year funding as follows:

	Amount	% Change
2021-22 Adopted Budget	\$ 319,493,245	
2022-23 Proposed Budget	\$ 338,739,741	
Change from 2021-22 Budget	\$ 19,246,496	6.0%

The Solid Waste Collection, Transfer, Recycling, Recovery of Waste Resources, and Disposal Fee (Solid Waste Fee) is imposed on all single-family dwellings in the City and upon multiple-unit dwellings for which the City provides refuse collection services. All receipts from the Solid Waste Fee are deposited into the SWRRF and are used for all costs associated with the collection, disposal, and recycling of solid waste. Further, these revenues can be used for the payment of principal and interest on both existing and future revenue bonds for the above listed activities that are eligible for funding from bond proceeds.

BUDGET HIGHLIGHTS

- The City has not adjusted the Solid Waste Fee since 2009. The rate structure of \$36.32 per month for single-family dwellings and \$24.33 for multi-family dwellings is not sufficient to support the cost providing these services. The subsidy provided by the General Fund in 2022-23 is \$64,090,858. The Bureau of Sanitation is working on a rate study to determine the fee level necessary to cover the cost of these services.
- Funding in the amount of \$9.7 million in the General City Purposes (GCP) is provided for the Lifeline Rate Program (\$6.3 million) and solid resources collection and disposal service (\$3.4 million) for other City departments and special events. Pursuant to Proposition 218, the General Fund is required to reimburse the SWRRF for providing subsidies for Lifeline customers and providing refuse collection services at City facilities and special events.
- Solid waste tip fees (or landfill disposal fees) and Material Recovery Facilities (MRF) fees for residential collection activity increased by \$20 million from \$71 million in 2019-20 to \$91 million in 2020-21 and 2021-22. Due to global market conditions, the MRF's costs for processing and marketing the City's recyclables has significantly increased. For administrative efficiency, tip fees for the Multi-family Bulky Item Program and other special funds are paid by SWRRF and reimbursed from those special funds. The solid waste tip fees for 2022-23 are \$112,989,463, including \$10.4 million for the implementation of AB 1383 for organics processing.

Solid Waste Resources Revenue Fund

		2021-22	2022-23
		Adopted Budget	Proposed Budget
Balance Available, July 1		\$ 2,750,981	\$ 31,112,410
Receipts	California Beverage Reimbursement	500,000	500,000
	Central Recycling Transfer Station Fund	239,137	374,131
	Citywide Recycling Trust Fund	664,292	769,274
	Contamination Reduction Contributions	-	50,000
	General Fund – Overpayment of prior year related cost and Lifeline reimbursements	765,489	-
	Household Hazardous Waste Special Fund	100,880	111,145
	Solid Waste Fee Lifeline Rate Program	6,100,000	6,300,000
	Multi-Family Bulky Item Revenue Fund	1,492,013	1,322,781
	Reimbursement from Proprietary Departments	4,000,000	4,000,000
	Sale of Recyclables	100,000	100,000
	Reimbursement from Other Agencies	12,554,453	5,244,000
	Sale of Salvage Vehicles	200,000	200,000
	Solid Waste Fee	288,300,000	287,000,000
	State Grants	100,000	100,000
	Other Receipts	1,056,000	1,056,000
	Interest/Credits from Debt Service	300,000	300,000
	Interest	<u>270,000</u>	<u>200,000</u>
Total Receipts		<u>\$ 316,742,264</u>	<u>\$ 307,627,331</u>
Total Available Balance		<u>\$ 319,493,245</u>	<u>\$ 338,739,741</u>

Solid Waste Resources Revenue Fund

	2021-22 Adopted Budget	2022-23 Proposed Budget
DEPARTMENTAL APPROPRIATIONS		
Solid Waste Fee funds are provided to various City departments, offices, and bureaus for the cost of solid waste related activities.		
City Administrative Officer – Solid resources budget coordination.	\$ 81,540	\$ 80,276
City Attorney – Solid resources legal support.	518,269	561,232
City Clerk – Claims analysis and processing.	31,310	32,747
Emergency Management – Emergency preparedness coordination.	52,051	52,736
General City Purposes – Southern California Association of Governments membership, Clean and Green Job Program, and Discovery Cube educational services.	580,000	580,000
General Services – Maintenance and fuel of refuse collection fleet.	50,350,236	51,044,782
Information Technology Agency – 3-1-1 Call Center services and human resources and payroll project.	1,309,708	876,581
Liability Claims – Liability claim expenditures.	2,000,000	2,000,000
Mayor – Solid resources environmental sustainability coordination.	27,053	27,053
Personnel – Personnel services.	651,192	773,939
Board of Public Works – Accounting support.	292,024	307,732
Bureau of Sanitation – Operations and maintenance, excluding tip fees.	<u>104,223,924</u>	<u>116,482,791</u>
Subtotal Department Appropriations	\$160,117,307	\$172,819,869

Solid Waste Resources Revenue Fund

	2021-22 Adopted Budget	2022-23 Proposed Budget
SPECIAL PURPOSE FUND APPROPRIATIONS		
Arbitrage – Funds provided for the arbitrage costs, as needed, for outstanding revenue bonds.	\$ 40,000	\$ 40,000
Central Los Angeles Recycling and Transfer Station Community Amenities Fee – Funds are provided for financing community amenities within Council District 14.	550,000	550,000
Debt Administration – Funds are provided for the issuance and administration costs for revenue bonds.	12,000	12,000
Debt Service – Funds are provided for the payment of principal and interest on outstanding revenue bonds.	23,953,175	24,159,175
Department of Water and Power Fees – Funds are provided for the costs of billing and collection of the Solid Waste and Multi-family Bulky Item fees.	1,315,200	1,315,200
Neighborhood Empowerment Fund – Funds are provided to reimburse the Department of Neighborhood Empowerment for one position that conducts outreach at Neighborhood Councils.	60,445	-
Public Works – Sanitation Expense and Equipment – Funds are provided for non-capital expenses and equipment for the Bureau of Sanitation, which include tip fees, container replacements, and minor facility repairs.	113,823,671	119,214,763
Utilities – Funds are provided to pay for water and electricity expenses at Solid Resources facilities. These expenses were previously paid out of the Citywide Water and Electricity Fund.	1,000,000	1,000,000
Reimbursement of General Fund Costs – Funds are provided to reimburse the General Fund for fringe and central services indirect costs. The subsidy provided by the General Fund in 2022-23 is \$64,090,858.	<u>18,621,447</u>	<u>19,628,734</u>
Subtotal Special Purpose Fund Appropriations	\$ 159,375,938	\$ 165,919,872
TOTAL APPROPRIATIONS	<u>\$ 319,493,245</u>	<u>\$ 338,739,741</u>

SPECIAL GAS TAX IMPROVEMENT FUND

BASIS FOR THE PROPOSED BUDGET

The 2022-23 Proposed Budget for the Special Gas Tax Improvement (Gas Tax) Fund relates to current year funding as follows:

	Amount	% Change
2021-22 Adopted Budget	\$ 117,777,330	
2022-23 Proposed Budget	\$ 115,824,340	
Change from 2021-22 Budget	\$ (1,952,990)	(1.7%)

The Gas Tax Fund receives monies from the State Excise Tax on the sale of gasoline and from federal reimbursements through the Surface Transportation Program - Local. Funding to the cities and counties is apportioned through various formulas in accordance with Streets and Highways Code Sections 2103, 2105, 2106, and 2107 and through annual federal legislation relative to the Surface Transportation Program as follows.

- Section 2103: Revenues equal to 17.3 cents per gallon of gasoline. Allocation to cities is based on population.
- Section 2105: Allocates 11.5 percent of the tax revenues in excess of 9 cents per gallon among cities and counties based on population.
- Section 2106: Revenues equal to 1.04 cents per gallon, with allocations to the State's Active Transportation Program, the 58 counties, and the 481 eligible cities. Each city is allocated \$400/month. After various allocations, the remaining funds are allocated to counties and cities.
- Section 2107: Revenues equal to \$1.314 cents per gallon of gasoline, 1.8 cents per gallon of diesel, and 2.59 cents per gallon of liquefied petroleum gas. Funds are distributed to the City primarily based on population.

The allowable use of gas tax funds include the following:

- a) The research, planning, construction, improvement, maintenance, and operation of public streets and highways and public mass transit guideways, their related facilities, the payment for property taken or damaged for those purposes, and the associated administrative costs. Ineligible costs include maintenance and operating costs for mass transit power systems and mass transit passenger facilities, vehicles, equipment, and service.
- b) The payment of principal and interest on voter-approved bonds issued for eligible purposes.

BUDGET HIGHLIGHTS

- Bureau of Street Lighting: Funds are provided for the design, installation, and maintenance of street lights to enhance public safety.
- Bureau of Street Services: Funds are provided for the Pavement Preservation Program and Street Maintenance Program to prevent further deterioration in the overall condition of the City street system. Funds are also provided for street sweeping of improved roadways to maintain clean conditions.
- Department of Transportation: Funds are provided for the design and installation of pavement, curb and traffic markings on repaved streets and the maintenance of traffic safety signs to ensure vehicular safety.

Special Gas Tax Improvement Fund

	2021-22 Adopted Budget	2022-23 Proposed Budget
REVENUE		
Cash Balance Available, July 1	\$ 1,609,083	\$ 5,131,594
Less:		
Prior Year's Unexpended Appropriations	<u>1,609,083</u>	<u>5,131,594</u>
Balance Available, July 1	\$ -	\$ -
Receipts		
Federal Grants	50,000	-
State Gasoline Tax Section 2103	36,417,369	32,174,476
State Gasoline Tax Section 2105	23,610,629	23,296,595
State Gasoline Tax Section 2106	13,254,504	13,177,379
State Gasoline Tax Section 2107	28,206,828	30,977,890
Lease and Rental Fees	38,000	48,000
Surface Transportation Program (STP)	16,000,000	16,000,000
Interest	<u>200,000</u>	<u>150,000</u>
 Total Receipts	 <u>\$ 117,777,330</u>	 <u>\$ 115,824,340</u>
 Total Available Balance	 <u>\$ 117,777,330</u>	 <u>\$ 115,824,340</u>

Special Gas Tax Improvement Fund

	2021-22 Adopted Budget	2022-23 Proposed Budget
DEPARTMENTAL APPROPRIATIONS		
General Services - Funds are provided for materials testing, supply management, and fleet maintenance support for street projects.	\$ 2,540,316	\$ 2,626,998
Public Works		
Board of Public Works - Funds are provided for accounting support.	288,431	304,091
Bureau of Contract Administration - Funds are provided for construction inspection services for street projects.	485,810	503,049
Bureau of Engineering - Funds are provided for design, construction management, survey support, and administrative support for street projects.	4,787,838	5,182,470
Bureau of Street Lighting - Funds are provided to support traffic signal installation and for street lighting maintenance and repair.	3,460,511	6,835,347
Bureau of Street Services - Funds are provided for street sweeping, the Pavement Preservation Program, and other street projects.	61,181,105	66,339,680
Transportation - Funds are provided for striping of streets, the maintenance of traffic signals, and support for street projects.	4,212,230	4,318,678
Subtotal Departmental Appropriations	<u>\$ 76,956,241</u>	<u>\$ 86,110,313</u>
	2021-22 Adopted Budget	2022-23 Proposed Budget
SPECIAL PURPOSE FUND APPROPRIATIONS		
Capital and Technology Improvement Expenditure Program – Physical Plant - Funds are provided to address street related projects.	450,000	1,394,447
Concrete Streets - Funds are provided for the reconstruction of concrete streets Citywide.	100,000	100,000
Reimbursement of General Fund Costs - Funds are provided to reimburse the General Fund for fringe, central services, and department administration and support.	40,271,089	28,219,580
Subtotal Special Purpose Fund Appropriations	<u>\$ 40,821,089</u>	<u>\$ 29,714,027</u>
TOTAL APPROPRIATIONS	<u>\$ 117,777,330</u>	<u>\$ 115,824,340</u>

THIS PAGE INTENTIONALLY LEFT BLANK

SPECIAL PARKING REVENUE FUND

BASIS FOR THE PROPOSED BUDGET

The 2022-23 Proposed Budget for the Special Parking Revenue Fund (SPRF) relates to current year funding as follows:

	Amount	% Change
2021-22 Adopted Budget	\$ 57,001,201	
2022-23 Proposed Budget	\$ 60,016,314	
Change from 2019-20 Budget	\$ 3,009,113	5.3%

The Special Parking Revenue Fund (SPRF) receives all monies collected from parking meters and City-owned public parking lots in the City in accordance with Division 5 of the Los Angeles Administrative Code. The SPRF monies have been used for the following purposes: (1) purchasing, leasing, installing, maintaining, operating, and regulating parking meters and metered spaces; collection of meter revenue and related expenses; (2) the purchase, improvement, and operation of off-street parking facilities; (3) the painting and marking of streets and curbs required for the parking of motor vehicles within parking meter zones; (4) repayment of borrowed City funds; and (5) the payment of debt service costs incurred for off-street parking facilities. The City also may establish surplus funding which may be transferred to the Reserve Fund for general governmental purposes, after paying, or setting aside, funding for the cost of operations and maintenance of eligible activities.

BUDGET HIGHLIGHTS

The 2022-23 Proposed Budget reflects funding for:

- Maintenance of City-owned public surface lots and parking garages;
- Parking studies to be completed in areas throughout the City;
- Purchase and installation of upgraded parking meters and pay stations to replace older models; and,
- Full reimbursement of General Fund related costs.

	2021-22 Adopted Budget	2022-23 Proposed Budget
Balance Available, July 1	\$ 29,278,286	\$ 53,736,749
Less: Prior Year's Unexpended Appropriations	27,425,505	27,400,000
Adjusted Balance	1,852,781	26,336,749
Revenue: Hollywood and Highland Lot 745	6,506,000	9,000,000
Lease and Rental Fees	898,000	600,000
Parking Fees	33,000	33,000
Parking Lots	5,856,000	8,000,000
Parking Meters	48,455,000	45,700,000
Other Receipts	245,000	245,000
Interest	1,632,000	528,000
Total Adjusted Balance and Revenue	\$ 65,477,781	\$ 90,442,749
Less: Surplus Transfer to Reserve Fund	\$ 8,476,580	\$ 30,426,435
Total Available Balance	\$ 57,001,201	\$ 60,016,314

Special Parking Revenue Fund

	2021-22 Adopted Budget	2022-23 Proposed Budget
--	---------------------------------------	--

DEPARTMENTAL APPROPRIATIONS

Transportation - Overtime funding is provided for maintenance of City-owned parking facilities and meters. This streamlines the administrative process and the need to transfer funds during the year. For 2022-23, funding for salaries and overtime for maintenance of parking meters and revenue support is provided.	\$ 394,600	\$ 1,020,196
---	------------	--------------

Subtotal Departmental Appropriations	<u>\$ 394,600</u>	<u>\$ 1,020,196</u>
---	--------------------------	----------------------------

SPECIAL PURPOSE FUND APPROPRIATIONS

Capital Equipment Purchases - Funds are provided for the replacement and upgrade of equipment including, but not limited to, meters and pay stations and for the retrofit of the Hollywood Highland facility.	5,800,000	6,890,000
--	-----------	-----------

Collection Services - Funds are continued for parking meter collection services. A contractor currently services individual meters, multi-space meters, and off-street pay stations.	3,000,000	3,000,000
---	-----------	-----------

Contractual Services - Funds are continued for lot operation agreements, asset development and expansion studies, recurring and new meter technology, communication and credit card processing costs, anticipated parking occupancy tax receipts to be remitted to the Office of Finance, and the lease and maintenance of single-space parking meters.	23,000,000	23,000,000
--	------------	------------

Maintenance, Repair, and Utility Service for Off-Street Parking Lots - Funds are continued for recurring costs (security, sweeping, lighting, landscape maintenance, and debris removal on lots and utilities) and non-recurring costs (repair of wheel stops, walls, signs, potholes, gates, fences, slurry seal, and resurfacing). Landscaping services encompass all surface lots, and funding is provided to prevent service lapses and address safety hazards in a timely manner.	2,500,000	2,500,000
---	-----------	-----------

Miscellaneous Equipment* - Funds are continued for administrative equipment and office supplies.	60,000	60,000
---	--------	--------

Parking Facilities Lease Payments - Funds are provided for payments on leased parking facilities throughout the City.	360,000	840,000
--	---------	---------

Parking Meter and Off-Street Parking Administration - Funds are provided for staff performing parking administration services.	6,208,604	6,618,000
---	-----------	-----------

Parking Studies - Funds are continued for various parking studies throughout the City.	500,000	500,000
---	---------	---------

Special Parking Revenue Fund

	2021-22 Adopted Budget	2022-23 Proposed Budget
Replacement Parts, Tools, and Equipment - Funds are continued for the purchase of parts, supplies, and tools needed to repair and maintain electronic parking meters.	1,400,000	1,400,000
Travel and Training - Funds are provided for annual parking-related conferences, exhibits, and work-related training.	-	32,000
 Subtotal Special Purpose Fund Appropriations	 <u>\$ 42,828,604</u>	 <u>\$ 44,840,000</u>
 GENERAL FUND REIMBURSEMENTS		
Reimbursement of General Fund Costs - Funds are provided to reimburse the General Fund for fringe, central services, and department administration and support.	7,365,267	7,776,256
Capital Finance Administration Fund - Funds are provided to pay debt service on Municipal Improvement Corporation of Los Angeles bonds issued for the Vine Street Garage, the Aiso Street Garage, and the Hollywood and Highland Parking Garage.	6,412,730	6,379,862
 Subtotal General Fund Reimbursements	 <u>\$ 13,777,997</u>	 <u>\$ 14,156,118</u>
 TOTAL APPROPRIATIONS	 <u>\$ 57,001,201</u>	 <u>\$ 60,016,314</u>

THIS PAGE INTENTIONALLY LEFT BLANK

STORMWATER POLLUTION ABATEMENT FUND

BASIS FOR THE PROPOSED BUDGET

The 2022-23 Proposed Budget for the Stormwater Pollution Abatement (SPA) Fund relates to current year funding as follows:

	Amount	% Change
2021-22 Adopted Budget	\$ 34,498,746	
2022-23 Proposed Budget	\$ 34,189,582	
Change from 2021-22 Budget	\$ (309,164)	(0.9%)

Adopted in August 1990, the SPA charge imposes a fee on all properties in the City based on stormwater runoff and pollutant loading associated with property size and land use. The charge is collected by the Los Angeles County Assessor on the annual property tax bill and annual receipts are approximately \$28.4 million. SPA funds are used to treat and abate stormwater under the guidelines and regulations set forth by the United States Environmental Protection Agency (U.S. EPA) for stormwater discharges from large municipal storm drain systems. The SPA Fund supports the cost of stormwater-related activities in various City departments and also funds the construction of flood control and pollution abatement projects. As the result of climate change impacts and changing environmental factors, the focus of stormwater abatement has shifted to encompass a broader effort in watershed management to improve water quality across the various watersheds.

The State of California, Regional Water Quality Control Board, Los Angeles Region (Regional Board) regulates the treatment and abatement of stormwater through a National Pollutant Discharge Elimination System (NPDES) Municipal Separate Storm Sewer System (MS4) Permit. This Permit is issued to agencies that operate their municipal storm drain systems. A new MS4 Permit was negotiated and became effective September 2021.

The MS4 Permit is one of the regulatory tools the Regional Board uses to enforce oversight of Total Maximum Daily Loads (TMDLs), which limit the maximum amount of a pollutant that a water body can receive and still meet water quality standards. The City is currently subject to 22 TMDLs, but more TMDLs will be issued to the City by the Regional Board and the U.S. EPA in the next five years. The MS4 Permit also provides for the development and implementation of Enhanced Watershed Management Programs (EWMPs) that outline strategies, watershed control measures, and implementation schedules to ensure compliance with the MS4 Permit and all TMDLs.

REVENUE

The City has not adjusted the SPA charge since 1993. The rate structure of \$1.92 per month for a typical single-family residential parcel is not sufficient to support the cost of implementing the current NPDES MS4 Permit requirements. With the passage of Measure W, additional funds are now available to support the City's cost to implement water quality projects to meet these requirements. Going forward, it is expected that SPA will be used to support the City's flood control program, enforcement of illicit discharge activities, and stormwater education. Furthermore, Measure W will be used to fund water quality projects identified in the EWMPs to comply with TMDL requirements as well as the operation and maintenance of completed water quality projects.

BUDGET HIGHLIGHTS

- Funds are provided for non-capital expenses associated with maintaining the NPDES MS4 Permit.
- Funds are provided for stormwater capture projects that are in collaboration with the Los Angeles Department of Water and Power.

Stormwater Pollution Abatement Fund

	2021-22 Adopted Budget	2022-23 Proposed Budget
Balance Available, July 1	\$ 5,927,139	\$ 7,377,193
Less: Prior Year's Unexpended Appropriations	<u>3,038,120</u>	<u>3,866,548</u>
Adjusted Balance	\$ 2,889,019	\$ 3,510,645
Receipts: Developer Plan Review Fee	1,930,000	1,950,000
Reimbursements from Other Agencies	--	28,937
Reimbursements from Other Funds	391,000	--
Stormwater Pollution Abatement Charge	28,400,000	28,400,000
State Grants	638,727	100,000
Interest	<u>250,000</u>	<u>200,000</u>
Total Receipts	<u>\$ 31,609,727</u>	<u>\$ 30,678,937</u>
Total Available Balance	<u>\$ 34,498,746</u>	<u>\$ 34,189,582</u>

Stormwater Pollution Abatement Fund

	2021-22 Adopted Budget	2022-23 Proposed Budget
DEPARTMENTAL APPROPRIATIONS		
Funds are provided to various City departments, offices, and bureaus to support the cost of stormwater related activities.		
General Services – Fleet maintenance and fuel costs.	\$ 480,928	\$ 499,661
Mayor – Policy development for City’s environmental sustainability plan.	27,053	27,053
Personnel – Human resources support services.	46,727	59,715
Public Works		
Board – General oversight of the Department of Public Works and direct management of accounting and personnel functions.	94,256	98,069
Contract Administration – Construction inspection services.	365,128	380,519
Engineering – Design and construction management services.	3,626,125	3,836,296
Sanitation – Planning, operational, monitoring, and coordination services for NPDES MS4 Permit compliance.	13,157,007	14,654,057
Street Services – Street sweeping and catch basin repair.	5,554,718	5,711,829
Subtotal Departmental Appropriations	<u>\$ 23,351,942</u>	<u>\$ 25,267,199</u>
SPECIAL PURPOSE FUND APPROPRIATIONS		
Expense and Equipment. Funds are provided for the cost of renewing the City’s NPDES MS4 Permit.	\$ 330,000	\$ 406,226
Media Tech Center. Funds are provided for payment of the fund’s proportionate share of lease costs and tenant improvements for the Media Tech Center, which is occupied by the Bureau of Sanitation Watershed Protection Division, Inspection Group.	262,510	309,000
NPDES MS4 Permit Compliance. Funds are provided for non-capital expenses associated with NPDES MS4 compliance.	1,780,000	1,437,000
On-Call Contractors (Emergency Funds). Funds are provided for on-call contractors for emergency storm drain projects. On-call contractors repair damaged and/or non-functional storm drainage facilities and protect properties from storm damage.	2,787,321	2,253,084
Operation and Maintenance - TMDL Compliance Projects. Funds are provided for contractors to perform specialized maintenance for stormwater projects.	80,000	80,000
Payment for Sewer Construction Maintenance Fund Loan. Funds are provided for principal and interest amounts.	356,973	1,938,873

Stormwater Pollution Abatement Fund

	2021-22 Adopted Budget	2022-23 Proposed Budget
San Fernando Valley Stormwater Capture Projects. Funds are provided for stormwater projects in collaboration with the Los Angeles Department of Water and Power that are located in the San Fernando Valley.	4,000,000	--
Sanitation Contracts. Funds are provided for the City's annual share of operation and maintenance costs for the stormwater public education program (\$810,000), illicit discharge cleanup (\$1,000,000), regulatory support (\$415,200) contracts, and the LA County Arroyo Seco Watershed Feasibility Study (\$273,000).	1,550,000	2,498,200
Subtotal Special Purpose Fund Appropriations	<u>\$ 11,146,804</u>	<u>\$ 8,922,383</u>
TOTAL APPROPRIATIONS	<u>\$ 34,498,746</u>	<u>\$ 34,189,582</u>

STREET DAMAGE RESTORATION FEE SPECIAL FUND

BASIS FOR THE PROPOSED BUDGET

The 2022-23 Proposed Budget for the Street Damage Restoration Fee Special Fund relates to current year funding as follows:

	Amount	% Change
2021-22 Adopted Budget	\$ 56,091,488	
2022-23 Proposed Budget	\$ 81,275,238	
Change from 2021-22 Budget	\$ 25,183,750	44.9%

The Street Damage Restoration Fee Special Fund was created by Council action to receive revenues from the Street Damage Restoration Fee. The Fee was established in 1998 to reimburse the City for damage to City streets caused by excavations or other work performed by any entity, including City agencies, required to obtain a permit for the performance for this work. The funds are to be used only for asphalt streets, as work on concrete streets, private streets, and alleys is not subject to the Fee. The eligible uses for the funds consist of:

Construction

- Street maintenance, resurfacing, repair, and reconstruction.

Support

- Laboratory fees, testing, materials, and engineering.
- Salaries and overhead associated with these items.

2022-23 revenue estimates reflect the implementation of a new natural gas pipeline franchise.

	2021-22 Adopted Budget	2022-23 Proposed Budget
Balance Available, July 1	\$ 966,488	\$ 13,125,238
Sewer Construction and Maintenance Fund	3,000,000	3,000,000
Street Damage Restoration Fee	52,000,000	65,000,000
Interest	125,000	150,000
Total Revenue	<u>\$ 56,091,488</u>	<u>\$ 81,275,238</u>

Street Damage Restoration Fund

	2021-22 Adopted Budget	2022-23 Proposed Budget
DEPARTMENTAL APPROPRIATIONS		
General Services – Funds are provided for materials testing and fleet services support for the Pavement Preservation Program and Failed Streets Reconstruction Program.	\$ 7,532,618	\$ 7,602,137
Information Technology Agency – Funds were provided for the implementation of a centralized human resources and payroll system.	19,900	-
Personnel – Funds are provided for human resources support.	181,626	204,808
Public Works		
Bureau of Engineering – Funds are provided for survey support and monument preservation for the Pavement Preservation Program and Failed Streets Reconstruction Program.	640,229	855,267
Bureau of Street Services – Funds are provided for the Pavement Preservation Program and Failed Streets Reconstruction Program to prevent further deterioration in the overall condition of the City street system. Funds are also provided to complete pothole repair requests.	40,887,509	41,062,156
Transportation – Funds are provided for striping and mark-out crews to support the Failed Streets Reconstruction Program.	367,359	469,510
Subtotal Departmental Appropriations	<u>\$ 49,629,241</u>	<u>\$ 50,193,878</u>
SPECIAL PURPOSE FUND APPROPRIATIONS		
Capital Improvement Expenditure Program – Funds are provided for six street projects and for bicycle lane repair and maintenance.	\$ -	\$ 3,767,839
Cool Pavement/Sustainable Pavement Projects – Funds are provided for installation of cool/sustainable pavement projects.	-	4,000,000
Failed Streets Reconstruction – Funds are provided for the reconstruction of failed streets across the City.	-	7,442,601
Pavement Preservation – Access Ramps – Funds are provided for design and construction of access ramps associated with pavement preservation activity. Funds cannot be spent until approval of a separate implementation plan by the Mayor and Council.	-	9,679,109
Reimbursement of General Fund Costs – Funds are provided to reimburse the General Fund for fringe benefits, central services, and department administration and support.	6,462,247	6,191,811
Subtotal Special Purpose Fund Appropriations	<u>\$ 6,462,247</u>	<u>\$ 31,081,360</u>
TOTAL APPROPRIATIONS	<u>\$ 56,091,488</u>	<u>\$ 81,275,238</u>

TELECOMMUNICATIONS AND PUBLIC, EDUCATIONAL, AND GOVERNMENT DEVELOPMENT

BASIS FOR THE PROPOSED BUDGET

The 2022-23 Proposed Budget for the Telecommunications and Public, Educational, and Government Development relates to current year funding as follows:

	Amount	% Change
2021-22 Adopted Budget	\$ 7,664,323	
2022-23 Proposed Budget	\$ 8,428,399	
Change from 2021-22 Budget	\$ 764,076	10%

Sections 5.97 and 5.98 of the Los Angeles Administrative Code Section establish the Telecommunications Development and the Public, Educational, and Government (PEG) Development funds. These funds receive revenue from public, educational, and governmental (PEG) access capital franchise fees, which represent one percent of cable companies' gross receipts. Funds deposited to the Telecommunications Development Fund must be used for capital costs related to providing PEG access programming. Pursuant to Council File 16-0022, funds deposited to the PEG Development Fund are eligible to be used for PEG operational and capital costs. Funds from the PEG access capital franchise fees that are not appropriated for specific purposes are held in a reserve account. During 2021-22, Ordinance No. 187363 was approved which changed the name of the former Telecommunications, Liquidated Damages and Lost Franchise Fees Fund, Telecommunications Development Account, to the Telecommunications Development and the PEG Development funds as described herein.

REVENUE	2021-22 Adopted	2022-23 Proposed
Cash Balance, July 1	\$ 34,292,102	\$ 34,684,007
Less:		
Prior Years' Unexpended Appropriations	<u>32,700,779</u>	<u>32,355,608</u>
Balance Available, July 1	\$ 1,591,323	\$ 2,328,399
Receipts:		
PEG Access Capital Franchise Fees	<u>6,073,000</u>	<u>6,100,000</u>
Total Revenue	\$ 6,073,000	\$ 6,100,000
Telecommunications and PEG Development Available Funds	<u>\$ 7,664,323</u>	<u>\$ 8,428,399</u>

APPROPRIATIONS	2021-22 Adopted	2022-23 Proposed
Information Technology Agency (ITA) - Funds are provided to ITA for the salaries and expenses of employees supporting PEG access programming functions.	\$ 1,323,368	\$ 1,375,977
Public Works Bureau of Engineering (BOE) - Funds are provided to BOE to continue support for project management work on the Channel 35 Studio Relocation Project.	100,289	109,287
Leasing - Funds are provided for building leases and related services.	196,235	196,235
Grants to Third Parties (Citywide Access Corporation) - Funds are provided for Channel 36 capital equipment and operations.	505,000	505,000
L.A. CityView Channel 35 Operations - Funds are provided for contractual services for municipal programming, closed captioning services and press room tapings (\$1,010,000), operating supplies for videotapes and the production of Channel 35 programming (\$72,000), general liability and automobile insurance for City vehicles driven by Channel 35 contractors (\$125,000), contractor services (\$350,000), connectivity between the Little Tokyo Studio, City Hall Studio, and disaster recovery site (\$115,000), social media content production and scripted programming (\$278,620), airing of Fire and Police Commission meetings (\$60,000), maintenance of High Definition equipment (\$28,000), routine replacement of studio equipment (\$252,011), and the City News service subscription (\$15,000).	2,080,631	2,305,631
MyLA311 Replacement System - Funds are provided to replatform the MyLA311 system on a modern cloud-based system.	--	567,649
Reimbursement of General Fund Costs - Funds are provided to reimburse the General Fund for employer contributions to health and retirement plans and Citywide and departmental overhead costs for employees supporting Telecommunications and PEG functions.	3,458,800	3,368,620
TOTAL APPROPRIATIONS	<u>\$ 7,664,323</u>	<u>\$ 8,428,399</u>

UNAPPROPRIATED BALANCE

BASIS FOR THE PROPOSED BUDGET

The 2022-23 Proposed Budget for the Unappropriated Balance relates to current year funding as follows:

	Amount	% Change
2021-22 Adopted Budget	\$ 531,532,846	
2022-23 Adopted Budget	\$ 261,547,739	
Change from 2021-22 Budget	\$ (269,985,107)	(50.79%)

In accordance with Charter Section 312, the Unappropriated Balance provides funds for appropriations after the budget adoption to meet contingencies as they arise. Specific funding, personnel, equipment, and/or procedures cannot be adequately defined for contingencies that occur during the fiscal year. By recognizing such contingencies in the Unappropriated Balance, start-up funding is provided. Use of monies in the Unappropriated Balance is subject to approval of specific reports and recommendations to the Mayor and Council.

	2021-22 Adopted Budget	2022-23 Proposed Budget
1. Abandoned Vehicle Task Force	\$ 500,000	\$ --
2. Accessible Housing Program Retrofit Contract	2,000,000	--
3. Acquisition of 710 Surplus Properties	2,000,000	--
4. Amortization Study of Oil Sites	3,695,344	--
5. Angeleno Connect Program	1,000,000	--
6. Angeleno Corps	5,000,000	--
7. Animal Sterilization Trust Fund	550,000	500,000
8. Basic Income Guaranteed: L.A. Economic Assistance Pilot	29,000,000	--
9. Business Assistance Program	25,000,000	--
10. California False Claims Act Settlement	--	4,325,250
11. Cardiac Monitors	--	850,000
12. Census 2020/Redistricting Commission	1,500,000	--
13. Child Care and Learning Centers	20,000,000	--
14. Child Care Business Assistance	10,000,000	--
15. Climate Action Plan	623,875	--
16. Commercial Cannabis Business Enforcement	2,000,000	--
17. Community Initiatives	13,649,000	--
18. Comprehensive Cleaning and Rapid Engagement (CARE&CARE+) Teams	8,500,000	--
19. County Election Expenses – November 2022	--	10,000,000
20. COVID-19 Emergency Response	25,000,000	--
21. Department Payroll Reconciliation	--	93,000,000
22. Digital Inclusion	5,000,000	--
23. Equipment, Expenses, and Alterations & Improvements	4,544,725	7,169,725
24. Fair Work Week	--	2,000,000
25. False Alarm Program	277,488	--
26. Fire Department Compensation Adjustments	13,270,000	--
27. FMS Training	--	1,000,000
28. Food Rescue in Food Insecure Communities	1,000,000	--
29. Gang Reduction and Youth Development	7,045,000	--
30. General	50,000	50,000
31. Graffiti Abatement Strike Teams	--	1,670,000
32. Ground Emergency Medical Transport QAF Program	6,700,000	6,700,000
33. Health and Environmental Justice Element	123,875	--
34. Healthy Neighborhood Market Program	--	500,000

Unappropriated Balance

35. Homeless Engagement Teams	4,224,465	--
36. Homeless Engagement Teams (CARE and CARE+)	1,961,359	--
37. Horse Evacuation Trailers	--	200,000
38. Human Resources and Payroll System Contingency	1,000,000	--
39. Information Technology Agency Assessment	250,000	--
40. June 2022 County Election Expenses	8,000,000	--
41. LAHSA Homeless Engagement Teams	--	8,122,464
42. LAPD Animal Cruelty Task Force.....	1,006,423	--
43. LA REPAIR Innovation Fund.....	10,000,000	--
44. LA REPAIR - Peace and Healing Centers	2,000,000	--
45. Los Angeles County Metropolitan Transportation Authority	36,489,432	--
46. Low Rise Development Planning and Design	--	500,000
47. Maintenance at Recreation and Parks Facilities	75,000,000	--
48. Mental Health Services Support.....	2,200,000	--
49. Minimum Wage Outreach.....	--	200,000
50. Mutual Aid Overtime	3,000,000	3,000,000
51. MyLA311 Replacement	--	1,000,000
52. Office of Petroleum and Natural Gas	500,000	--
53. Office of Public Accountability	750,000	1,018,300
54. Opioid Use Disorder	--	3,290,000
55. Outside Counsel including Workers' Compensation	1,500,000	1,500,000
56. Personnel Related Cybersecurity Measures	300,000	--
57. Police Department Sworn Overtime – Cash Payout	5,000,000	--
58. Public Works Trust Fund Loan Repayment.....	970,000	--
59. Recreation and Parks Assessment	250,000	--
60. Renewable Energy	30,000,000	--
61. Rental Registry Program	750,000	--
62. Repayment to the U.S. Department of Housing	258,563	--
63. Repayment for Allocation of FEMA Reimbursement.....	--	79,252,000
64. Reserve for Extraordinary Liability	23,894,790	20,000,000
65. Reserve for Mid-Year Adjustments	14,943,577	10,000,000
66. Restaurant and Small Business Recovery	25,000,000	--
67. Revenue Collections Software Support and Technology.....	--	700,000
68. Self-Contained Breathing Apparatus.....	21,000,000	--
69. Senior Meals Program.....	10,000,000	--
70. Social Equity Program.....	--	3,000,000
71. Solid Ground Program.....	4,000,000	--
72. Student to Student Success Pilot.....	3,500,000	--
73. Summer Night Lights	2,400,000	--
74. Targeted Local Hire	10,268,000	--
75. Tree Planting	2,000,000	--
76. Tree Planting and Tree Watering	--	2,000,000
77. Universal Basic Mobility and People Streets and Play Streets	5,000,000	--
78. Universal Broadband Services	10,000,000	--
79. Utility Assistance Debt Relief.....	10,000,000	--
80. We Create LA	1,000,000	--
81. Woodman Boulevard Sidewalks.....	1,000,000	--
82. Youth and Creative Workers Mural Program	1,000,000	--
83. Youth Development Strategic Plan	300,000	--
84. Youth Programming.....	68,000	--
85. Zoo and El Pueblo Revenue Shortfalls	10,718,930	--
86. Zoo Wi-Fi	2,000,000	--
Total	\$531,532,846	\$ 261,547,739

Animal Sterilization Trust Fund - \$500,000. Funding is set aside as a contingency for the Animal Services Department to provide funding for the Community Cat program.

California False Claims Act Settlement - \$4,325,250. Funding is set aside from the \$10.5 million settlement proceeds the City will receive from the resolution of False Claims Act litigation matters related to wireless services (C.F. 22-0107) to pay settlement approved expenditures including: \$1,575,000 for the qui tam plaintiff, \$1,445,000 to resolve contractor's claims for work performed for the City on a contingency fee basis auditing wireless carriers, and \$250,250 to support ongoing investigation and prosecution of false claims made against the state or political subdivision pursuant to the California False Claims Act. Partial funding is set aside here and within the UB Reserve for Extraordinary Liability for the City's outside counsel for fees and expenses pursuant to the contingency fee agreement, currently estimated at \$1,250,000.

Cardiac Monitors - \$850,000. Funding is set aside for the purchase of replacement cardiac monitors for the Fire Department.

County Election Expenses – November 2022 - \$10,000,000. Funding is set aside for the November 2022 General Municipal Election, which represents the Los Angeles County Registrar-Recorder/County Clerk's portion of the costs. Funding is set aside based on an estimate of up to five ballot measures, three Citywide offices runoffs, and two City Council District offices runoffs.

Department Payroll Reconciliation - \$93,000,000. Funding is set aside to reconcile estimated department salary accounts during the fiscal year to account for approved non-pensionable adjustments, against revised employment levels and salary savings.

Equipment, Expenses, and Alterations & Improvements - \$7,169,725. Funding is set aside as a contingency to address necessary adjustments to accounts.

Fair Work Week - \$2,000,000. Funding is set aside for costs to enforce the Fair Work Week Ordinance, including an outreach campaign to inform businesses of the new requirements.

FMS Training - \$1,000,000. Funding is set aside for a Citywide training program on the Financial Management System (FMS). The upgraded system is scheduled to be deployed during 2022-23.

Graffiti Abatement Strike Teams - \$1,670,000. Funding is set aside for the Board of Public Works to contract for graffiti abatement services using strike teams. This funding is separate from the \$11.52 million budgeted for graffiti abatement services in the Board of Public Works budget.

Ground Emergency Medical Transport QAF Program - \$6,700,000. Funding is set aside for the quarterly payments and related contractual services cost for the Ground Emergency Medical Transport QAF Program.

Healthy Neighborhood Market Program - \$500,000. Funding is set aside for the Economic and Workforce Development Department to expand the Healthy Neighborhood Market Program, a business development program implemented by the Los Angeles Food Policy Council that builds the capacity of neighborhood market owners, managers, and staff to grow their business as successful healthy food retailers in low-income communities designated as "food deserts."

Horse Evacuation Trailers - \$200,000. Funding is set aside for the Emergency Management Department to purchase trailers to be used for evacuating horses during an emergency.

LAHSA Homeless Engagement Teams - \$8,122,464. Funding is set aside for nine-months of funding for Los Angeles Homeless Services Authority (LAHSA) Homeless Engagement Teams (HETs) to conduct direct outreach to unsheltered homeless individuals. The General City Purposes, Homeless Strategies Account includes the remaining three-months of funding for HETs (\$2,707,488).

Low Rise Development Planning and Design - \$500,000. Funding is set aside for the development of low-rise design templates, code amendments, environmental analysis, construction methods, standard plans, promotion, outreach, and design guidelines for Accessory Dwelling Unit (ADU) duplex, triplex, fourplex and bungalow court residential development.

Minimum Wage Outreach - \$200,000. Funding is set aside for the Bureau of Contract Administration to conduct targeted outreach relative to the Minimum Wage Ordinance.

Mutual Aid Overtime - \$3,000,000. Funding is set aside for sworn overtime for the Fire Department for mutual aid response for fire and disaster response needs outside of the City boundaries.

MyLA311 Replacement - \$1,000,000. Funding is set aside for the Information Technology Agency to replatform the MyLA311 system to a modern cloud-based system. The Telecommunications and Public, Educational, and Government Development fund includes additional funding (\$567,649) as a special purpose fund appropriation.

Office of Public Accountability - \$1,018,300. Funding is set aside for special studies, rate reviews, and other administrative expenses. The Department of Water and Power will fully reimburse the City for these costs.

Opioid Settlement - \$3,290,000. Funding is set aside to use opioid settlement funds for eligible purposes. Use of these funds is contingent upon their receipt.

Outside Counsel including Workers' Compensation - \$1,500,000. Funding is set aside for the City Attorney to retain outside counsel to assist in litigation and transactional matters. The City Attorney retains outside firms when the type of litigation involved requires specialized expertise or where appropriate staffing resources are not available in-house. Funding is transferred from the Unappropriated Balance to the City Attorney budget during the fiscal year as needed, subject to the approval of the Mayor and City Council. This funding is separate from the \$4.25 million budgeted for law firms on the Attorney Conflicts Panel managed by the Office of the City Administrative Officer.

Repayment for Allocation of FEMA Reimbursement - \$79,252,000. Funding is set aside to repay the Reserve Fund and various other sources that provided front-funding or loans in anticipation of reimbursements from the Federal Emergency Management Agency (FEMA) for pandemic related projects. The allocation of FEMA reimbursements is contingent upon their receipt.

Reserve for Extraordinary Liability - \$20,000,000. Funding is set aside as a reserve for liability payouts resulting from judgments or settlements.

Reserve for Mid-Year Adjustments - \$10,000,000. Funding is set aside to address shortfalls that may arise during 2022-23.

Revenue Collections Software Support and Technology - \$700,000. Funding is set aside for the Office of Finance to implement a new collections software that includes a database, case management, and automated debt-related services used by the Office to collect delinquent debt ranging from taxes to fines. Funding is also set aside to complete the LATAX cloud migration that began in 2021-22.

Social Equity Program - \$3,000,000. Funding is set aside for the Department of Cannabis Regulation to support the Cannabis Social Equity Program (SEP). Funding would be used to update and expand educational resources and provide expanded direct technical assistance, including legal and financial services for social equity applicants.

Tree Planting and Tree Watering - \$2,000,000. Funding is set aside for the Bureau of Street Services to plant and water additional trees in low canopy, low-income neighborhoods.

WATER AND ELECTRICITY

BASIS FOR THE PROPOSED BUDGET

The 2022-23 Proposed Budget for Water and Electricity relates to current year funding as follows:

	Amount	% Change
2021-22 Adopted Budget	\$ 48,798,758	
2022-23 Proposed Budget	\$ 48,798,758	
Change from 2021-22 Budget	\$ -	-%

The 2022-23 Proposed Budget provides funding in the amount of \$5,844,183 and \$42,954,575 for water and electricity service charges, respectively, for a total appropriation of \$48,798,758. The Department of Recreation and Parks and the Bureau of Sanitation are billed directly and are not included in the Water and Electricity budget. The Proposed Budget provides for no increase from the 2021-22 Adopted Budget levels.

Subfunction	2021-22 Adopted Budget	2022-23 Proposed Budget
Lighting of Streets - Electricity is provided for public property lighting.	\$ 4,859,100	\$ 4,859,100
Aesthetic and Clean Streets and Parkways - Water is provided to clean streets and to water parkway landscaping.	927,504	927,504
Street and Highway Transportation - Electricity is furnished to the asphalt plants and service yards.	1,115,200	1,115,200
Educational Opportunities - Water and electricity are provided to the various libraries.	5,010,000	5,010,000
Public Buildings, Facilities, and Services - Water and electricity are provided to all public buildings maintained by the Department of General Services, including all fire and police stations.	36,886,954	36,886,954
TOTAL:	<u>\$ 48,798,758</u>	<u>\$ 48,798,758</u>

2022 TAX AND REVENUE ANTICIPATION NOTES

DEBT SERVICE FUND

BASIS FOR THE PROPOSED BUDGET

The 2022-23 Proposed Budget for the 2022 Tax and Revenue Anticipation Notes (TRAN) Debt Service Fund relates to current year funding as follows:

	2021-22 Adopted Budget	2022-23 Proposed Budget	% Change
Debt Service – Pension Fund	\$ 724,711,122	\$ 683,810,474	(5.6%)
Debt Service – Retirement Fund	601,349,841	647,023,580	7.6%
Debt Service – Cash Flow (Interest Only)	7,625,108	13,511,878	77.2%
Total Debt Service	\$ 1,333,686,071	\$ 1,344,345,932	0.8%

The 2022 TRAN Debt Service Fund is a special purpose fund established to pay debt service on notes issued to fund the City's annual contribution payments to the Fire and Police Pension Fund (Pension Fund) and the Los Angeles City Employees' Retirement System Fund (Retirement Fund) as well as to alleviate the short-term cash flow deficits occurring early in the fiscal year when certain taxes and revenues have not yet been received.

Part of the 2022-23 appropriation to the TRAN Debt Service Fund includes the payment of the entire debt service on notes issued in relation to the Pension and Retirement Funds. Issuance of these notes will permit the City to make the entire annual contribution to the Retirement Fund and the Pension Fund in July 2022. This early payment will allow the Pension and Retirement Funds to use additional interest earned on the early payment to discount the required City contribution without reducing the Funds' annual receipts.

The appropriation of \$683.8 million in the Debt Service Fund is the estimated cost of repaying the entire principal and borrowing costs on the notes issued for the Pension Fund contribution for 2022-23.

The appropriation of \$647.0 million in the Debt Service Fund is the estimated cost of repaying the entire principal and borrowing costs on the notes issued for the Retirement Fund contribution for 2022-23. The proprietary departments (Airports and Harbor) and the pension systems (Los Angeles City Employees' Retirement System and Los Angeles Fire and Police Pensions) will pay the special fund portion of the Retirement Fund contribution (\$132.4 million). The Retirement Fund contribution also reflects the true up adjustment for the prior fiscal year resulting from the reconciliation of budgeted covered payroll with actual covered payroll.

The Controller's Office has requested \$550 million in temporary cash flow borrowing. The issuance of these notes will permit the City to provide effective cash flow management for the City's General Fund. The principal portion of the TRAN for cash flow purposes is not appropriated in the Proposed Budget since this principal is treated as temporary borrowing rather than as expenditure. The cash flow appropriation of \$13.5 million is only for the interest portion of the debt service on the notes.

The principal and interest on the TRAN will be paid from the City's General Fund revenues set aside during the fiscal year. Issuance of the TRAN for the annual contribution payments to the Pension Fund and Retirement Fund and for cash flow is combined to achieve efficiencies and will not contribute to the overall indebtedness of the City. The total savings from the early payment of the annual contribution payments to the Pension Fund and Retirement Fund is approximately \$42.9 million. After incorporating costs of issuance, the total net savings to the General Fund of issuing the TRAN is approximately \$6.5 million.

THIS PAGE INTENTIONALLY LEFT BLANK

**2022-23 PROPOSED BUDGET
SUMMARY OF PROPOSED ALTERATIONS AND IMPROVEMENTS**

The Proposed Budget includes \$500,000 to continue support for the City's alterations and improvements, which are typically budgeted within the Department of General Services' (GSD) Construction Forces Division. Project highlights include funding for: the maintenance and repair of portable emergency generators that act as reserve power for City facilities; emergency repairs to ensure City facilities are code-compliant; the abatement of health and safety issues such as mold, lead, and asbestos; repairs and improvements such as paint, cabinetry, and office reconfiguration; addressing electrical issues such as shortages, upgraded outlets, and wiring repairs; and, improved accessibility in accordance with the Americans with Disabilities Act (ADA). Additional funding in the amount of \$3,437,261 is included for various improvements at Library facilities.

ALTERATIONS AND IMPROVEMENTS

General Categories:

Emergency Alterations and Improvements	\$	160,000
Emergency Generator Maintenance and Repair		80,000
Imminent Hazard Abatement		70,000
Miscellaneous Repairs and Improvements		80,000
Ongoing Electrical Repair		50,000
Special ADA Projects		60,000
Subtotal General Categories	\$	500,000

Department Specific Projects:

Library *	In-house alterations and improvements program for branch libraries	\$	2,893,457
Library *	Central Library alterations and improvements		543,804
Subtotal Department Projects		\$	3,437,261
Total 2022-23 Budget for Alterations and Improvement Projects		\$	3,937,261

* Funding for the Library Department Alterations and Improvements is included as an appropriation within the department budget and not included as an appropriation within GSD's budget. Funds may be transferred to GSD on an interim basis during the fiscal year.

THIS PAGE INTENTIONALLY LEFT BLANK

**2022-23 PROPOSED BUDGET - REPLACEMENT PROGRAM
FLEET VEHICLES AND RELATED EQUIPMENT BY FUNDING SOURCE**

Vehicle or Equipment Classification	Fuel Type	Quantity	Unit Cost*	Total Cost*
BUILDING AND SAFETY BUILDING PERMIT ENTERPRISE FUND				
Building and Safety				
Automobile	Hybrid	1	\$ 40,000	\$ 40,000
Total Building and Safety		1	\$	40,000
Subtotal Building and Safety Building Permit Enterprise Fund Financed		1	\$	40,000
GENERAL FUND				
Police Department				
Black-and-Whites, Patrol	Hybrid	180	\$ 68,200	\$ 12,276,000
Black and Whites, Slicktop	Hybrid	43	65,750	2,827,250
Motorcycle	Gasoline	30	30,316	909,481
Total Police Department		253	\$	16,012,731
Subtotal General Fund Financed		253	\$	16,012,731
MUNICIPAL IMPROVEMENT CORPORATION OF LOS ANGELES (MICLA) FINANCING				
Fire Department				
Apparatus, 100-foot Aerial Ladder	Diesel	2	\$ 1,300,000	\$ 2,600,000
Apparatus, Triple Combination Pumper	Diesel	3	1,100,000	3,300,000
Ambulance	Diesel	31	235,000	7,285,000
Assistant Chief/Battalion Chief Command Vehicle	Gasoline	1	180,000	180,000
Arson Utility Vehicle	Diesel	1	105,775	105,775
Brush Patrol/Fast Response Vehicle	Diesel	1	350,000	350,000
Crew 3 Transport Vehicle	Diesel	1	400,000	400,000
Dozer Tender-Utility Pickup	Diesel	1	250,000	250,000
Dozer Tractor Trailer	Diesel	1	440,000	440,000
Fleet Utility Service Truck	Diesel	1	175,000	175,000
Pickup Truck-Crew Cab-Station Plugbuggy-Emergency	Diesel	6	75,000	450,000
Sedan (Emergency)	Gasoline	15	48,000	720,000
Sedan (Non-Emergency)	Gasoline	18	28,000	504,000
Swift Water Rescue	Diesel	1	290,000	290,000
Medical Supply Stakebed Truck	Diesel	1	250,000	250,000
Tire Repair Truck	Diesel	1	200,000	200,000
Van (Cargo)	Diesel	2	40,000	80,000
Van (Passenger)	Diesel	2	45,000	90,000
Radio Package, Apparatus, 100-foot Aerial Ladder Pumper	N/A	2	43,970	87,940
Radio Package, Ambulance	N/A	3	43,970	131,910
Radio Package, Assistant Chief/Battalion Chief Command Vehicle	N/A	31	33,085	1,025,635
Radio Package, Arson Utility Vehicle	N/A	1	43,970	43,970
Radio Package, Brush Patrol/Fast Response Vehicle	N/A	1	43,970	43,970
Radio Package, Crew 3 Transport Vehicle	N/A	1	33,085	33,085
Radio Package, Dozer Tender-Utility Pickup	N/A	1	33,085	33,085
Radio Package, Dozer Tractor Trailer	N/A	1	33,085	33,085
Radio Package, Fleet Utility Service Truck-Field Mechanic	N/A	1	33,085	33,085
Radio Package, Pickup Truck-Crew Cab-Station Plugbuggy-Emergency	N/A	6	33,085	198,510
Radio Package, Sedan (Emergency)	N/A	15	27,371	410,565
Radio Package, Sedan (Non-Emergency)	N/A	18	6,315	113,670
Radio Package, Swift Water Rescue	N/A	1	43,970	43,970
Radio Package, Medical Supply Stakebed Truck	N/A	1	33,085	33,085
Radio Package, Tire Repair Truck	N/A	1	33,085	33,085
Radio Package, Van (Cargo)	N/A	2	6,315	12,630
Radio Package, Van (Passenger)	N/A	2	6,315	12,630
Bell 206 Helicopter	Jet	1	2,600,000	2,600,000
Total Fire Department		179	\$	22,600,000

**2022-23 PROPOSED BUDGET - REPLACEMENT PROGRAM
FLEET VEHICLES AND RELATED EQUIPMENT BY FUNDING SOURCE**

Vehicle or Equipment Classification	Fuel Type	Quantity	Unit Cost*	Total Cost*
General Services Department				
Construction Equipment	Propane	2	\$ 95,000	\$ 190,000
Automobile	Electric	4	45,000	180,000
Light Duty Truck	Gasoline	1	60,000	60,000
Truckster	Electric	1	25,000	25,000
Total General Services Department		8	\$	455,000
Information Technology Agency				
Light Duty Truck	Gasoline	2	90,000	180,000
Medium Duty Truck	Gasoline	1	100,000	100,000
Total Information Technology Agency		3	\$	280,000
Police Department				
Airbus H125 Helicopter	Jet	1	\$ 7,351,537	\$ 7,351,537
Total Containment Vehicle - Bomb Squad	Diesel	1	1,300,000	1,300,000
Dual Purpose Vehicle	Gasoline	97	54,280	5,265,160
Specialized Utility	Gasoline	2	265,040	530,080
Undercover	Gasoline	48	45,120	2,165,760
Avionics - Garmin G500H Txi	N/A	3	39,000	117,000
Total Police Department		152	\$	16,729,537
Department of Public Works - Bureau of Sanitation				
Automated Side Loader Truck	CNG	10	\$ 500,000	\$ 5,000,000
Total Bureau of Sanitation		10	\$	5,000,000
Department of Public Works - Bureau of Street Services				
Construction Equipment	Diesel	2	\$ 180,000	\$ 360,000
Construction Equipment	Diesel	1	400,000	400,000
Street Sweeper	CNG/Hybrid	1	900,000	900,000
Street Sweeper	CNG	2	450,000	900,000
Light Duty Truck	Electric	6	60,000	360,000
Medium Duty Truck	Electric	7	100,000	700,000
Medium Duty Truck	Gasoline	3	100,000	300,000
Class 8 Equipment	CNG	4	350,000	1,400,000
Sidewalk Sweeper	Electric	1	305,000	305,000
Total Bureau of Street Services		27	\$	5,625,000
Department of Recreation and Parks				
Automobile	Electric	1	\$ 45,000	\$ 45,000
Light Duty Truck	Gasoline	9	60,000	540,000
Medium Duty Truck	Gasoline	1	100,000	100,000
Sidewalk Sweeper	Gasoline	1	65,000	65,000
Trailers with Mounted Equipment	Diesel	1	100,000	100,000
Construction Equipment	Diesel	4	55,000	220,000
Construction Equipment	Diesel	2	80,000	160,000
Truckster	Gasoline	2	25,000	50,000
Total Department of Recreation and Parks		21	\$	1,280,000
Department of Transportation				
Automobile	Electric	10	\$ 45,000	\$ 450,000
Total Department of Transportation		10	\$	450,000
Subtotal MICLA Financed		410	\$	52,419,537
Total - Replacement Program*		664	\$	68,472,268

*The unit cost and total cost included in this schedule may vary slightly from budgeted General Fund, MICLA, and special fund amounts. Budgeted amounts typically allow for minor cost variations that may occur at the time of purchase.

HOMELESS BUDGET

BASIS FOR THE PROPOSED BUDGET

The 2022-23 Proposed Budget for homeless-related expenditures relates to the prior year funding as follows:

	General Fund	Special Funds	Total	% Change
2021-22 Adopted Budget	\$ 224,610,727	\$ 577,038,519	\$ 801,649,246	
Citywide Homeless and Housing Services (excludes Police Department) Subtotal	\$ 215,670,288	\$ 577,038,519	\$ 792,708,807	
Police Department Homeless Services Subtotal	\$ 8,940,439	\$ -	\$ 8,940,439	
2022-23 Proposed Budget	\$ 245,365,207	\$ 917,711,997	\$ 1,163,077,204	
Citywide Homeless and Housing Services (excludes Police Department) Subtotal	\$ 237,365,207	\$ 917,711,997	\$ 1,155,077,204	
Police Department Homeless Services Subtotal	\$ 8,000,000	\$ -	\$ 8,000,000	
Change from 2021-22 Budget	\$ 20,754,480	\$ 340,673,478	\$ 361,427,958	45.1%

The Homeless Budget describes funding included in the Budget for the provision of housing and services to homeless individuals and families in the City. Items included as part of the Homeless Budget are funded within the individual budgets for the Los Angeles Homeless Services Authority (LAHSA), City departments, Unappropriated Balance, and the General City Purposes (GCP) budget.

BUDGET HIGHLIGHTS

LA Alliance Settlement

The City of Los Angeles recently reached an agreement with the LA Alliance for Human Rights, which is pending court approval. In the proposed agreement, the City commits to increasing the number of housing and shelter opportunities to accommodate 60 percent of City shelter appropriate individuals based on the 2022 homeless count/Point in Time Count.

For 2022-23, the investment toward complying with the settlement is described in the table below, and where appropriate, in the departmental and non-departmental sections that follow:

Housing Type	2022-23 Investment	Number of Beds/Units	Funding Sources
Interim Housing	\$17,487,887	326	GCP, HHAP-2, HHAP-3
Supportive Housing Units (Prop HHH and Non-Prop HHH)	\$377,090,269	2,514*	Prop HHH and HOME, and other funding sources
Homekey 2 PSH Units	\$208,064,885	928	Prop HHH, CDBG-CV, CDBG, HOME ARP, HHAP
TOTAL	\$602,643,041	3,768	

* The number of units is an up to amount since the investment is for projects approved in multiple Proposition HHH Project Expenditure Plans (PEPs) with expenditures across fiscal years, including 2022-23. Other sources includes HOME Investment Partnerships Program, and other state and federal funding sources needed to complete Proposition HHH and non-Proposition HHH units.

Proposition HHH

Proposition HHH (Prop HHH), approved by voters in November 2016, authorizes the City to issue up to \$1.2 billion in General Obligation (GO) bonds to finance the development of permanent supportive housing, affordable housing, and facilities. Permanent Supportive Housing (PSH) units house chronically homeless and homeless households. PSH is housing combined with services, which may include mental and health services, drug and alcohol treatment, and education and job training. GO bond proceeds may also fund facilities that provide services to the homeless, such as service centers, health centers, shelters, storage, and shower facilities. Bond proceeds may only be used for capital, not operations or services. Additional funding is also provided by Prop HHH and projected expenditures include housing projects that have been included in a previously approved Prop HHH Project Expenditure Plan (PEP). Only housing projects that are projected to execute loan agreements and are ready to start construction are included in the PEP. Prop HHH bond issuances require Mayor and Council approval.

State Grants

In addition to General Fund and special fund allocations included within the Proposed Budget, the State of California awarded the City of Los Angeles three homeless grants, the Homeless Housing, Assistance and Prevention Program (HHAP), HHAP 2, and HHAP 3.

The City was awarded a HHAP grant of \$117,562,500 in March 2020. The HHAP is a one-time formula grant to provide immediate assistance to people experiencing homelessness. These funds will be used to support A Bridge Home (interim housing) construction and operations, prevention and diversion, rapid rehousing, outreach, hygiene facilities, and other services. 50 percent of these funds must be obligated by May 31, 2023; and 100 percent expended by June 30, 2025.

The City was awarded HHAP-2 grant funding in the amount of \$55,575,000 in January 2021. These funds will be used to support COVID-19 Homelessness Roadmap operations, A Bridge Home operations, outreach, public health services, hygiene facilities, programs for youth experiencing homelessness or at-risk of being homeless, and other services. 50 percent of these funds must be obligated by May 31, 2023; and 100 percent expended by June 30, 2026.

The City will apply for HHAP-3 grant funding in the amount of \$143,640,000 in June 2022 . An initial disbursement of \$28,728,000 has already been received by the City and it is anticipated that the City will receive the remainder no later than December 2022. These funds will be used to support COVID-19 Homelessness Roadmap operations, A Bridge Home operations, outreach, public health services, hygiene facilities, programs for youth experiencing homelessness or at-risk of being homeless, and other services. 50 percent of these funds must be obligated by May 31, 2024; and 100 percent expended by June 30, 2026. The City is collaborating with the County of Los Angeles and the Los Angeles Homeless Services Authority to establish program goals.

LOS ANGELES HOMELESS SERVICES AUTHORITY

The Los Angeles Homeless Services Authority (LAHSA) is a Joint Powers Authority created and designated by the City and County of Los Angeles to act on behalf of both entities to address homelessness. LAHSA is a direct administrator of publicly-funded homeless programs throughout the Los Angeles region. LAHSA advises and participates in the framing of major public programs that affect people experiencing homelessness.

<u>Los Angeles Homeless Services Authority</u>	<u>2021-22 Adopted Budget</u>	<u>2022-23 Proposed Budget</u>
<ul style="list-style-type: none"> ● Administration and Operations – In addition to managing and administering the programs noted below, funding supports LAHSA’s capacity to manage over \$37 million in U.S. Department of Housing and Urban Development McKinney-Vento program funding for the City’s Continuum of Care. In 2022-23, funding is continued under Los Angeles Continuum of Care Administration. 	3,687,387	-
<ul style="list-style-type: none"> ● Annual Homeless Point-in-Time Count – The U.S. Department of Housing and Urban Development requires an annual census of those experiencing homelessness during the last 10 days of January for local jurisdictions to receive McKinney-Vento Homeless Assistance Grant funding. The census is a community-wide effort, funded equally by the City and County, and made possible with the support of volunteers. 	750,000	750,000
<ul style="list-style-type: none"> ● C3 Partnership - Skid Row – C3 (City+County+Community) is a partnership designed to systematically engage people and help them regain health and housing stability. Funding provides for the Street Based Engagement Director at the Community Partner agencies and the contract with Los Angeles County Department of Health Services. In 2022-23, funding is continued under Street Strategies. 	344,976	-
<ul style="list-style-type: none"> ● Centralized Training Academy – The Centralized Training Academy is a Countywide training and education resource that provides consistent access to training opportunities through different learning tracks relevant to staff working in roles that provide both direct and indirect services to individuals and families experiencing homelessness. Users include LAHSA staff, subcontractors, and government agencies. Trauma Informed Care is included in this program. In 2022-23, funding is continued under Los Angeles Continuum of Care Administration and is consolidated with the Continuum of Care Planning Program Grant Match. 	25,000	-
<ul style="list-style-type: none"> ● Continuum of Care Coordinated Assessment Match – This match funds the City’s portion of U.S. Department of Housing and Urban Development grant-funded administrative oversight, operation, and ongoing improvements to coordinated entry systems. The County of Los Angeles provides an equal amount of funding for this match. In 2022-23, funding is continued under Los Angeles Continuum of Care Administration. 	59,883	-
<ul style="list-style-type: none"> ● Continuum of Care Planning Program Grant Match – This match leverages U.S. Department of Housing and Urban Development grant funds and continues implementation of local strategic planning initiatives. The County of Los Angeles provides an equal amount of funding for this match. In 2022-23, funding is continued under Los Angeles Continuum of Care Administration. 	156,250	-
<ul style="list-style-type: none"> ● Coordinated Entry System (CES) Crisis and Bridge Housing for Families, Singles, and Youth and Rapid Re-Housing for Families – This program funds basic emergency shelter and case management services to offer a safe and secure shelter to families, men, women, and transition-age youth (18-24) who need shelter and access to showers and meals for a brief period (usually less than 30 days) before resolving the issues that caused their homeless episode. In addition to crisis and bridge housing, it also provides rapid re-housing for families. CES identifies the most appropriate intervention based on each client’s needs and prescribes pathways to those interventions across all components of the homeless services system. In 2022-23, funding is continued under Shelter and Housing Interventions as Coordinated Entry System (CES) Interim Housing for Families, Singles, and Youth. 	10,726,609	-

Los Angeles Homeless Services Authority	2021-22 Adopted Budget	2022-23 Proposed Budget
<ul style="list-style-type: none"> ● Coordinated Entry System Navigation Centers – Funding provided to operate three navigation centers in Council District 2, 8, and 15. These City-sponsored Proposition HHH-funded facilities were completed in 2019-20 and provide access to hygiene facilities (restrooms, showers, laundry), storage options, and case management services for individuals and families experiencing or at risk of homelessness. In 2022-23, funding is continued under Street Strategies. 	2,161,000	-
<ul style="list-style-type: none"> ● Coordinated Entry System (CES) Regional Coordination – Regional coordination across the CES ensures that individuals and families experiencing homelessness throughout the system receive assessments and access to housing and services, to rapidly connect them to the most appropriate housing and service intervention(s). CES oversees and coordinates engagement, assessment, and interim support of those experiencing homelessness. In 2022-23, General Fund will not be used to support this program as other external funding sources have been identified. 	700,000	-
<ul style="list-style-type: none"> ● Homeless Engagement Teams (HETs) – Three-months funding was provided for HETs conduct direct outreach to unsheltered homeless individuals. This outreach facilitates better access to City and County homeless resources, including the Coordinated Entry System. These teams support the Bureau of Sanitation's Comprehensive Cleaning and Rapid Engagement (CARE and CARE+) Teams. The remaining nine-months funding for this item was provided in the Unappropriated Balance. In 2022-23, funding is continued under Street Strategies and in the Unappropriated Balance. 	1,408,155	-
<ul style="list-style-type: none"> ● Homeless Engagement Teams (HETs) - Comprehensive Cleaning and Rapid Engagement (CARE and CARE+) Teams – Three-months funding was provided for 13 HETs conduct direct outreach, in conjunction with Los Angeles Police Department CARE and CARE+ teams formerly known as Homeless Outreach and Partnership Endeavor (HOPE) teams, to homeless individuals who typically do not seek shelter or service programs of their own initiative. This outreach facilitates better access to City and County homeless resources, including the Coordinated Entry System. The remaining nine-months funding for this item was provided in the Unappropriated Balance. In 2022-23, funding is continued under Street Strategies with HETs and in the Unappropriated Balance. 	653,786	-
<ul style="list-style-type: none"> ● Homeless Engagement Teams (HETs) - Unified Homelessness Response Center (UHRC) Dedicated Manager – Funding was provided for a dedicated HET manager at the City's UHRC, which brings together all critical City departments to respond in a collaborative and coordinated fashion to issues related to homeless encampments and individuals experiencing homelessness, protecting the public health and safety of all Angelenos. The UHRC provides a space for a more timely and effective response to homelessness, leading with services grounded in a unified incident command structure. The proposed increase reflects a cost of living adjustment. In 2022-23, funding is continued under Street Strategies. 	140,682	-
<ul style="list-style-type: none"> ● Homeless Management Information System (HMIS) Cash Match - To receive over \$37 million annually in McKinney-Vento Homeless Act funds through U.S. Department of Housing and Urban Development, the Los Angeles Continuum of Care (CoC) is required to implement and operate an HMIS that tracks homeless population demographics, services, and outcomes for all homeless service providers in the CoC. The County of Los Angeles provides an equal amount of funding. In 2022-23, funding is continued under Los Angeles Continuum of Care Administration. 	193,658	-
<ul style="list-style-type: none"> ● Operation Healthy Streets (OHS) – This program provides outreach services, restroom and bathing facilities, temporary storage, and mandatory 90-day storage for homeless individuals to meet public health requirements for clean streets. Funding is also included for the operation of the ReFresh Spot on Crocker Street. In 2022-23, funding is continued under Street Strategies. 	6,734,301	-
<ul style="list-style-type: none"> ● Public Right-of-Way Storage Program – This funding was provided to ensure the availability and adequacy of regional storage capacity for personal property collected during public right-of-way cleanups. Funds were used to support the Clean Streets LA operations and expand the regional storage capacity. In 2022-23, funding is continued under Street Strategies. 	467,212	-

Los Angeles Homeless Services Authority	2021-22 Adopted Budget	2022-23 Proposed Budget
<ul style="list-style-type: none"> ● Safe Parking – Funding was provided to continue five Safe Parking Programs for families and individuals experiencing homelessness who are reliant on their vehicles for shelter. Programs provide a safe parking location and related services. In 2022-23, funding is continued under Shelter and Housing Interventions. 	2,266,650	-
<ul style="list-style-type: none"> ● Shelter Program – The Shelter Program leverages over \$2 million from U.S. Department of Housing and Urban Development Emergency Solutions Grant funding to increase emergency shelter bed capacity in the City by over 800 additional emergency shelter beds from November through March of each year. This safety net program assists unsheltered individuals experiencing homelessness during cold winter months. During a typical period of operation, over 80,000 emergency shelter bed nights are provided within the city limits of Los Angeles. In 2022-23, funding is continued under Shelter and Housing Interventions. 	2,097,762	-
<ul style="list-style-type: none"> ● Storage Facility – Funding was provided to continue the Echo Park area regional storage facility. Funding was previously provided through the General City Purposes Fund. This facility is used to store personal property removed by LA Sanitation during street cleanups in the Echo Park area. Unattended items are stored for a period of 90 days after collection to allow property owners the opportunity to reclaim their belongings. The service provider also coordinates safe and convenient locations for property to be returned. In 2022-23, funding is continued under Street Strategies. 	230,000	-
<ul style="list-style-type: none"> ● Los Angeles Continuum of Care (CoC) Administration - A CoC is a regional or local planning body that coordinates housing and services funding for homeless families and individuals. The Los Angeles Homeless Services Authority (LAHSA) is the lead agency for the Los Angeles CoC. As the lead agency, LAHSA coordinates crisis housing, provides critical, basic shelter for individuals and families experiencing homelessness and in need of immediate housing, and provides a point-of-entry into the Coordinated Entry System. The U.S. Department of Housing and Urban Development awards LAHSA with annual grants and bonus grants for the CoC and the City's cash match, along with the County of Los Angeles, continues to leverage federal grant funds. <ul style="list-style-type: none"> ● Administration and Operations (\$2,887,656) ● Continuum of Care Coordinated Assessment Match (\$59,883) ● Continuum of Care Coordinated Assessment Bonus Match (\$195,001) ● Continuum of Care Planning Program Grant Match (\$156,250) ● Homeless Management Information System Cash Match (\$193,658) 	-	\$3,492,448
<ul style="list-style-type: none"> ● Shelter and Housing Interventions - The Los Angeles Homeless Services Authority provides case management, counseling, and housing placement services to participants, which allows program sponsors to more effectively address the emergency, interim, transitional, and permanent housing needs of vulnerable individuals and families experiencing homelessness in the City. This category includes funding for all interim housing solutions, such as emergency and crisis housing, bridge housing, Safe Parking, and Project Roomkey Navigation Services, as well as the (Winter) Shelter Program, which provides up to 703 shelter beds at 10 locations throughout the City from November through March. <ul style="list-style-type: none"> ● Coordinated Entry System Interim Housing for Families, Singles, and Youth (\$10,905,459) ● Project Roomkey Navigation Services (\$500,000) ● Safe Parking (\$1,141,538) ● Shelter Program (\$1,560,735) 	-	\$14,107,732

Los Angeles Homeless Services Authority	2021-22 Adopted Budget	2022-23 Proposed Budget
<ul style="list-style-type: none"> ● Street Strategies - The City's street-based homelessness strategies are focused on conducting outreach and engagement; expanding hygiene, sanitation, and storage options for people living on the streets; increasing diversion opportunities for people experiencing homelessness; and expanding collaborations with stakeholders. Homeless outreach, primarily conducted through Homeless Engagement Teams (HETs), access and navigation centers, and storage programs continue to provide critical services to connect unsheltered residents with support services and housing resources. For 2022-23, HETs was restructured to include general HETs and HETs- Comprehensive Cleaning and Rapid Engagement Plus (CARE+) Teams. Funding for HETs was decreased to account for a shift of funding to the Unappropriated Balance for contingent expenditures. See related Unappropriated Balance item. <ul style="list-style-type: none"> ● Access Center - Weingart (\$351,320) ● C3 Partnership - Skid Row (\$344,976) ● Coordinated Entry System - Navigation Centers (\$1,663,970) ● Homeless Engagement Teams (\$2,707,488) ● Homeless Engagement Teams - Operation Healthy Streets (\$310,837) ● Homeless Engagement Teams - Unified Homelessness Response Center Dedicated Manager (\$140,682) ● Mobile Showers – Shower of Hope (\$290,000) ● Operation Healthy Streets (\$4,344,950) ● Public Right-of-Way Storage (\$519,773) ● The Bin, and Echo Park Storage - Chrysalis (\$2,740,043) 	-	\$13,414,039
LAHSA Sub-Total	<u>32,803,311</u>	<u>31,764,219</u>

CITY DEPARTMENTS

City departments complement the work of the Los Angeles Homeless Services Authority (LAHSA) to help design, implement, and coordinate the efficient provision of services to individuals and families in the City to ultimately end homelessness.

	2021-22 Adopted Budget	2022-23 Proposed Budget
<i>Aging</i>		
<ul style="list-style-type: none"> ● Older Workers Employment Program – Funding is provided for part-time, work-based training opportunities at local community service agencies for older unemployed individuals who have poor employment prospects and for departmental staff to support this program. Full year funding is provided for four positions consisting of two Administrative Clerks, one Social Worker I, and one Management Analyst to support this program. Proposed increase reflects anticipated salary expenditures. 	688,023	703,073
<i>Animal Services</i>		
<ul style="list-style-type: none"> ● Homeless Services Support/Pet Resource Centers – Funding is included in the base budget for one Senior Animal Control Officer to provide departmental liaison services to the homeless community. Decrease in funding reflects the change in average salaries. There will be no change in the level of services provided. 	78,109	77,454
<i>City Administrative Officer</i>		
<ul style="list-style-type: none"> ● Citywide Homeless Initiative – Funding is provided for three positions consisting of one Chief Administrative Analyst, one Senior Administrative Analyst I, and one Administrative Analyst to address and manage homelessness issues as directed in the Comprehensive Homeless Strategy (C.F. 15-1138-S1). The proposed decrease reflects anticipated salary expenditures. There will be no change in the level of services provided. 	422,749	420,683
<ul style="list-style-type: none"> ● Proposition HHH Facilities Bond Program – Funding is provided for one Administrative Analyst for the Proposition HHH Program. The proposed increase reflects anticipated salary expenditures. 	99,643	100,806
<i>City Attorney</i>		
<ul style="list-style-type: none"> ● Proposition HHH Legal Support – Funding is provided for three positions consisting of two Deputy City Attorney IIs and one Paralegal I to provide legal support for the Homelessness Reduction and Prevention, Housing, and Facilities Bond Issue Program (Proposition HHH). Proposed increase reflects anticipated salary expenditures. 	355,995	365,428
<ul style="list-style-type: none"> ● Tenant Anti-Harassment Implementation Support – Funding is provided for one Deputy City Attorney II to provide administrative support to the Housing Department on matters resulting from the rent stabilization ordinance. Funding is provided by the Rent Stabilization Trust Fund. Related costs consist of employee benefits. 	-	\$70,932
<i>City Planning</i>		
<ul style="list-style-type: none"> ● Housing Unit – The unit provides case management services for entitlement cases with housing development activities. Funding is provided for nine positions to provide expertise in housing development and coordinate with other City agencies to help resolve issues related to affordable housing and permanent supportive housing development throughout the project entitlement and permitting process. The total amount is comprised of General Fund (\$493,547) and special funds (\$403,549). The proposed increase reflects anticipated salary expenditures. 	852,882	897,096
<ul style="list-style-type: none"> ● Priority Housing – Central, West/South, and Valley Projects Funding is provided for three City Planners to expedite affordable housing projects Citywide at the Central, West-South, and Valley Project Planning Divisions. Funding is provided by the Case Processing Fund. Increase as calculated in the Wages and Count and anticipated MOU salary increases for 2022-23. There will be no change in the level of services provided. 	266,917	335,329

	2021-22 Adopted Budget	2022-23 Proposed Budget
Community Investment for Families		
<ul style="list-style-type: none"> ● Domestic Violence Shelter Operations Support – Funding was provided for the Domestic Violence Shelter Operations Program to maintain the current level of services. Funding was provided for three positions consisting of one Senior Project Coordinator, two Management Analysts, and contractual services funding. Partial funding was provided by the Community Development Trust Fund (\$118,828) and the Community Services Block Grant Trust Fund (\$80,773). In 2022-23, funding is provided under Shelter Operations. 	1,861,375	-
<ul style="list-style-type: none"> ● Expansion of Domestic Violence Shelter Operations – Funding is provided for one Administrative Clerk to provide additional support for the Domestic Violence Shelter Operations. Funding is provided by the Community Services Block Grant Trust Fund (\$16,942) and the Community Development Trust Fund (\$25,412). In 2022-23, funding is provided under Shelter Operations. 	1,500,000	42,354
<ul style="list-style-type: none"> ● Human Trafficking Shelter Pilot Program – Funding is provided for the Human Trafficking Shelter Pilot Program to offer safe, conditional housing through two 24-hour shelters. In 2022-23, funding is provided under Shelter Operations. 	800,000	-
<ul style="list-style-type: none"> ● Shelter Operations – Funding is provided for contractual services for the Domestic Violence and Human Trafficking Shelter Operations Programs. 	-	3,881,436
<ul style="list-style-type: none"> ● Solid Ground Program – Funding is provided for the Solid Ground Homelessness Prevention Program to provide homelessness prevention services at 16 FamilySource Centers. Funding is provided for three positions consisting of two Management Analysts and one Accountant, contractual services, office and administrative, and lease costs. Partial funding is provided by the Home Investment Partnership Program Fund (\$73,135). In 2021-22, \$4,000,000 was budgeted in the Unappropriated Balance for the expansion of the program to 16 FamilySource Centers for a one-year contract term. The proposed amount for 2022-23 is to continue the program and fund a contract extension for an additional four months. 	-	1,603,296
Disability		
<ul style="list-style-type: none"> ● Disability and Homeless Services Analyst – Funding is provided for one Management Analyst to provide support for the department's disability and homelessness initiatives. 	-	48,555
<ul style="list-style-type: none"> ● HIV and Homelessness Pilot Program – Funding is continued in the Contractual Services Account for the HIV and Homelessness Pilot Program and other HIV prevention services. 	200,000	200,000
<ul style="list-style-type: none"> ● Homeless Services Coordinator – Funding is continued for one Community Program Assistant I, subject to pay grade determination by the City Administrative Officer, Employee Relations Division, to connect people with disabilities facing homelessness with the City's temporary housing sites, conduct visits to those sites, and establish relationships with homeless providers with temporary housing participants. Funding was added in the interim for this purpose in 2021-22 (\$34,927) and is continued and increased in 2022-23. 	-	64,970
<ul style="list-style-type: none"> ● Syringe Exchange – Funding is continued to provide syringe exchange to homeless individuals with HIV/AIDS. 	30,000	30,000
<ul style="list-style-type: none"> ● Unified Homeless Response Center Staff Enhancement – Funding is continued for one Community Program Assistant II to act as a liaison between the Department, the Mayor's Unified Homeless Response Center, and the City's Comprehensive Homeless Strategy stakeholders. 	84,982	85,309

	2021-22 Adopted Budget	2022-23 Proposed Budget
<i>Economic and Workforce Development Department (EWDD)</i>		
<ul style="list-style-type: none"> • LA RISE – Funding is continued for the Los Angeles Regional Initiative for Social Enterprise (LA RISE) that provides job development activities for homeless individuals and for participants at A Bridge Home sites. These activities include subsidized employment for individuals with a history of homelessness, supportive case management designed to help prepare participants for continued employment, and training in both hard and soft skills. The program services are implemented through EWDD's existing network of 16 WorkSource Centers throughout the City. The 2021-22 increase of \$922,000 for this program was a one-time increase. The 2022-23 amount returns to level funding from 2020-21. 	3,922,000	3,000,000
<i>Fire</i>		
<ul style="list-style-type: none"> • Advanced Provider Response Unit (APRU) – Funding is provided for two positions consisting of one EMS Advanced Provider and one Firefighter III/Paramedic to provide emergency medical assistance, respond to non-urgent, low acuity-level call requests, and provide intervention services to 9-1-1 "super user" patients in Skid Row and surrounding areas. Funding is also included in the Sworn Bonus Account. The proposed increase reflects anticipated salary expenditures. 	267,440	278,240
<ul style="list-style-type: none"> • Fast Response Vehicle – Funding is provided in the base budget for six Firefighter IIIs to staff a Fast Response Vehicle (FRV), operating as a mobile triage unit at Fire Station 9 in the Skid Row area. Funding is also included in the Sworn Bonuses and Overtime, Constant Staffing accounts. The proposed funding increase for 2022-23 reflects inclusion of funding in the Overtime Constant Staffing Account that was inadvertently excluded in prior years. 	1,033,392	1,033,506
<ul style="list-style-type: none"> • SOBER Unit – Funding is provided in the base budget for one Firefighter III/Paramedic to continue support of the SOBER Unit deployment. Funding is also included in the Sworn Bonuses Account. The proposed increase reflects anticipated salary expenditures. 	122,574	127,963
<i>General Services Department</i>		
<ul style="list-style-type: none"> • Custodial Services for the Los Angeles City Mall – Funding is provided for monthly pest control (\$200,000) and pressure washing (\$100,000) services at the LA City Mall and surrounding municipal buildings. 	300,000	300,000
<ul style="list-style-type: none"> • Hepatitis A Prevention and Custodial Service – Funding is provided in the base budget for three Custodians to address Hepatitis A concerns at the Central Library. Funding in the base budget includes costs for contracted employees and vendor supplies at various branch libraries. Funding will be reimbursed by the Library Department. 	422,369	150,708
<ul style="list-style-type: none"> • Homeless Intervention Unit – Funding is provided for four positions consisting of one Real Estate Officer, one Senior Real Estate Officer, one Building Maintenance District Supervisor, and one Property Manager I, subject to paygrade determination by the Office of the City Administrative Officer, Employee Relations Division, to support a homeless intervention unit. 	241,873	517,988
<ul style="list-style-type: none"> • Project Roomkey Program Support – Funding is provided for one Senior Management Analyst I to provide property management services for the Project Roomkey Program. Six-months funding for this position is provided through interim appropriations from Project Roomkey funding. 	-	14,245
<ul style="list-style-type: none"> • Sale of City-Owned Property – Funding was included in the base budget for one Senior Real Estate Officer to assist with the disposition of properties connected to the Comprehensive Homeless Strategy. The Senior Real Estate Officer has been continued in the Homeless Intervention Unit. 	129,208	-

	2021-22 Adopted Budget	2022-23 Proposed Budget
Housing Department		
<ul style="list-style-type: none"> ● Construction Services for Proposition HHH – Funding is provided for one Rehabilitation Construction Specialist I to review and approve documents and report for Proposition HHH Program projects in construction. This position will be reimbursed by Proposition HHH Bond proceeds. 	112,329	114,654
<ul style="list-style-type: none"> ● Homelessness Related Contract Coordinator – Funding was provided for one Management Analyst to coordinate homelessness related contracts. The position is continued in the Homelessness Services item. 	45,164	-
<ul style="list-style-type: none"> ● Homelessness Prevention and Permanent Housing Production Program Coordinator – Funding was provided for one Senior Management Analyst I, subject to paygrade determination by the Office of the City Administrative Officer, Employee Relations Division, to implement homeless prevention and permanent housing production programs. This position is continued in the Homelessness Services item. 	68,789	-
<ul style="list-style-type: none"> ● Homelessness Services – Funding is provided for two positions consisting of Senior Management Analyst I to implement homeless prevention and permanent housing production programs and one Management Analyst to coordinate homelessness related contracts. 	-	208,412
<ul style="list-style-type: none"> ● Oversight and Reporting of LAHSA's Homeless Services – Funding is provided for four positions consisting of one Project Coordinator, one Senior Project Coordinator, and two Management Analysts to provide oversight of the Los Angeles Homeless Services Authority's homeless services programs. Partial funding is provided by the Community Development Trust Fund (\$106,386) and the Federal Emergency Solutions Grant Fund (\$78,896). The proposed decrease reflects anticipated salary expenditures in 2022-23. There will be no change in the level of services provided. 	375,820	355,969
<ul style="list-style-type: none"> ● Prevailing Wage Monitoring for Proposition HHH – Funding is provided for one Management Analyst to assist in monitoring prevailing wages during the construction of Proposition HHH Program projects. The proposed increase reflects anticipated salary expenditures. 	84,567	85,344
<ul style="list-style-type: none"> ● Proposition HHH Contracts – Funding is provided in the Contractual Services Account for estimating (\$286,000) and prevailing wage compliance (\$217,500) services to provide additional support to the Proposition HHH Program. The proposed increase is due to projected need for contractual services in 2022-23. 	172,500	503,500
<ul style="list-style-type: none"> ● Proposition HHH Occupancy Monitoring – Funding is provided for one Management Analyst to monitor tenant occupancy requirements in Proposition HHH Program units and contractual services funds for occupancy monitoring services for affordable housing units funded by Proposition HHH. 	124,585	158,929
<ul style="list-style-type: none"> ● Proposition HHH Program Staff – Funding is provided for 11 positions consisting of five Finance Development Officer Is, one Finance Development Officer II, one Community Housing Program Manager, two Management Analysts, and two Management Assistants to provide underwriting support for the Proposition HHH Program. These positions will be reimbursed by Proposition HHH Bond proceeds. 	1,041,349	1,082,866
<ul style="list-style-type: none"> ● Proposition HHH Supplemental – Funding is provided to address the temporary increase in workload anticipated from the Proposition HHH Program. Of the \$1.79 million, \$651,000 will be reimbursed by Proposition HHH Bond proceeds. There will be no net change to the overall funding provided to the Department. 	1,800,000	1,786,000
<ul style="list-style-type: none"> ● Supportive Housing Services – Funding is provided for one Assistant Chief Grants Administrator to oversee Supportive Housing Services, which consist of the Los Angeles Homeless Services Authority and Housing Opportunities for Persons with Aids programs. Funding is provided by the Community Development Trust Fund. There will be no change in the level of services provided. 	130,898	153,542

	2021-22 Adopted Budget	2022-23 Proposed Budget
<ul style="list-style-type: none"> • Tenant Anti-Harassment Implementation – Funding is provided for four positions consisting of one Communications Information Representative II, two Housing Investigator Is, and one Senior Housing Investigator I to support the implementation of the Tenant Anti-Harassment Ordinance. Contractual services funding is provided for a Citywide outreach campaign (\$500,000) and a rent registry data and technology upgrade (\$500,000) related to the Tenant Anti-Harassment Ordinance. Funding is provided by the Rent Stabilization Trust Fund. 	-	1,173,305
Mayor		
<ul style="list-style-type: none"> • Homelessness Policy and Implementation Support – Funding is provided for the Mayor's Office to support initiatives to address homelessness within the City of Los Angeles which is provided for the creation of the Office of Citywide Homelessness Initiatives that oversees the development and execution of street level coordination around homeless encampments, bridge housing projects, Skid Row interventions, and affordable and permanent supportive housing production. 	860,000	860,000
Police Department		
<ul style="list-style-type: none"> • A Bridge Home Sites – Funding is provided for sworn overtime to patrol the vicinity of Bridge Housing sites. 	8,000,000	8,000,000
<ul style="list-style-type: none"> • Homeless Coordinator Resources – Funding was included in the base budget for two positions consisting of one Police Sergeant II and one Secretary for the Office of Operations' Homeless Coordinator. This Office coordinates the Department's response to crime and quality of life issues for residents, business owners, and visitors to the City and ensures the Department's alignment with the Mayor and Council's homelessness policies and priorities. 	220,938	-
<ul style="list-style-type: none"> • Resource Enhancement Services and Enforcement Team – Funding was included in the base budget for two positions consisting of one Police Lieutenant I and one Police Officer III for the Central Bureau Citywide Homelessness Coordinator's Office, which coordinates the Department's response to crime and quality of life issues for residents, business owners, and visitors to the City and ensures the Department's alignment with the Mayor and Council's homelessness policies and priorities. 	282,042	-
<ul style="list-style-type: none"> • Unified Homeless Response Center – Funding was included in the base budget for four positions consisting of three Police Officer IIs and one Police Officer III to staff the Unified Homeless Response Center. These officers ensured coordination of City services relative to homelessness, including the City's Clean Street Los Angeles, Operation Healthy Streets, and the Skid Row Americans with Disabilities "Right of Way" Compliance teams. 	437,459	-
Public Works, Board		
<ul style="list-style-type: none"> • Accounting Support – Funding is provided for two positions consisting of one Senior Accountant I and one Accounting Clerk to provide accounting and financial support to Proposition HHH, A Bridge Home Initiative, other homelessness-related projects, hazardous waste invoicing. The proposed increase reflects anticipated salary expenditures. 	116,625	149,156
Public Works, Bureau of Contract Administration		
<ul style="list-style-type: none"> • Interim Housing Inspection – Funding is provided for two Construction Inspectors to provide inspection services for interim housing projects. 	-	\$110,353
Public Works, Bureau of Engineering		
<ul style="list-style-type: none"> • Public Works, Bureau of Engineering Contractual Services – Funding was provide for the development of standard plans for accessory dwelling units and modular multi-family homeless and affordable housing. 	250,000	-

	2021-22 Adopted Budget	2022-23 Proposed Budget
Public Works, Bureau of Sanitation		
<ul style="list-style-type: none"> ● CARE Hazardous Waste Removal Services – Funding is continued for hazardous waste removal services as part of the City's comprehensive cleaning program through the CARE teams. 	3,401,000	3,401,000
<ul style="list-style-type: none"> ● CARE/CARE+ Administrative Program Support – Funding is provided for 14 positions consisting of five Management Analysts, one Senior Administrative Clerk, five Administrative Clerks, one Accounting Clerk to provide administrative, and two Senior Management Analyst Is, subject to pay grade determination by the City Administrative Officer, Employee Relations Division to support the CARE teams. These positions were approved during 2021-22 (C.F. 21-0031) to oversee the CARE programs. 	-	1,127,924
<ul style="list-style-type: none"> ● CARE/CARE+ Program Support – Funding is provided for three positions consisting of one Senior Management Analyst I, one Service Coordinator, and one Management Analyst to support the CARE/CARE+ teams. The proposed increase is reflects anticipated salary expenditures. 	160,036	330,376
<ul style="list-style-type: none"> ● CARE+ Expansion – Funding was provided for 20 positions consisting of one Senior Environmental Compliance Inspector, four Environmental Compliance Inspectors, one Refuse Collection Supervisor, six Refuse Collections Truck Officer IIs, and eight Maintenance Laborers for two additional CARE+ teams. CARE and CARE+ were combined into one request under Comprehensive Cleaning and Rapid Engagement Program (CARE/CARE+). 	3,264,786	-
<ul style="list-style-type: none"> ● CARE+ Expansion Second Shift Team – Funding is provided for 11 positions consisting of one Refuse Collection Supervisor, one Senior Environmental Compliance Inspector, two Environmental Compliance Inspectors, three Refuse Collection Operator IIs, and four Maintenance Laborers to form an additional CARE+ team on a second shift. 	-	432,473
<ul style="list-style-type: none"> ● Clean Streets Safety and Training Program – Funding is included in the base budget for one Refuse Crew Field Instructor to conduct training on the proper and safe operation of refuse collection vehicles and equipment. In addition, this position will proactively identify and correct work hazards and train employees on proper work techniques and field practices to prevent injuries. The proposed increase reflects anticipated salary expenditures. There will be no change to the level of services provided. 	86,820	91,816
<ul style="list-style-type: none"> ● Clean Streets Vehicle Rentals – Funding is continued for the the Clean Streets Program to address illegal dumping, alleyway cleanups, and homeless encampments. Funding for the Clean Streets Program is provided directly in the Bureau of Sanitation operating budget. Funds were previously provided in the General City Purposes Budget to reimburse the Solid Waste Resources Revenue Fund for indirect costs for the Clean Streets Program including vehicle fuel, vehicle depreciation, and fleet maintenance expenses. The Bureau has moved from using vehicles from the Solid Waste Resources Revenue Fund to procuring rental services for the vehicles needed for the CARE teams. This request supports homeless encampment clean-ups in addition to other waste removal operations in the public right-of-way. 	1,518,000	1,518,000

	2021-22 Adopted Budget	2022-23 Proposed Budget
<ul style="list-style-type: none"> <p>Comprehensive Cleaning and Rapid Engagement (CARE) – Funding was provided for 78 positions to staff four CARE Teams and 10 Illegal Dumping Teams and overtime and related expenses. These positions consist of two Chief Environmental Compliance Inspector Is, seven Senior Environmental Compliance Inspectors, 34 Environmental Compliance Inspectors, 17 Refuse Collection Truck Operator IIs, 17 Maintenance Laborers, and one Public Relations Specialist II. These positions are responsible for keeping the City's sidewalks and other public areas safe, clean, sanitary, and accessible for public use by all individuals in accordance with the provisions of Los Angeles Municipal Code Section 56.11. The CARE teams are deployed to the A Bridge Home sites and the Illegal Dumping teams provide service citywide. The CARE teams were previously known as Homeless Outreach Proactive Engagement Teams (HOPE). CARE and CARE+ were combined into one request under Comprehensive Cleaning and Rapid Engagement Program (CARE/CARE+).</p> 	10,208,483	-
<ul style="list-style-type: none"> <p>Comprehensive Cleaning and Rapid Engagement Expansion – Funding was provided to expand service levels at A Bridge Home and interim housing sites.</p> 	1,334,912	-
<ul style="list-style-type: none"> <p>Comprehensive Cleaning and Rapid Engagement Plus (CARE+) – Funding was provided for 127 positions to staff 12 CARE+ Teams and overtime and related expenses. These positions consist of one Sanitation Solid Resources Manager II, one Sanitation Solid Resources Manager I, one Chief Environmental Compliance Inspector II, two Refuse Collection Superintendents, 10 Refuse Collection Supervisors, three Senior Environmental Compliance Inspectors, 24 Environmental Compliance Inspectors, 36 Refuse Collection Truck Operators, 46 Maintenance Laborers, one Management Analyst, and two Administrative Clerks. These teams are responsible for removing abandoned waste from the public right of-way and cleaning homeless encampments. These teams are deployed to the highest need areas of the City. The CARE+ teams were previously known as Clean Street Los Angeles Teams. CARE and CARE+ were combined into one request under Comprehensive Cleaning and Rapid Engagement Program (CARE/CARE+).</p> 	19,696,483	-
<ul style="list-style-type: none"> <p>Comprehensive Cleaning and Rapid Engagement Program (CARE/CARE+) – Funding is provided for 303 positions to staff 22 CARE+ and five CARE teams. These positions consist of two Chief Environmental Compliance Inspector II, three Chief Environmental Compliance Inspector Is, two Sanitation Solid Resources Manager II, two Sanitation Solid Resources Manager I, four Refuse Collection Superintendents, 14 Refuse Collection Supervisors, two Senior Management Analyst Is, one Management Analyst, two Administrative Clerks, 14 Senior Environmental Compliance Inspectors, 76 Environmental Compliance Inspectors, 80 Refuse Collection Truck Operator IIs, 99 Maintenance Laborers, one Waste Water Collection Supervisor, and one Public Relations Specialist II. These positions for the CARE team are responsible for keeping the City's sidewalks and other public areas safe, clean, sanitary, and accessible for public use by all individuals in accordance with the provisions of Los Angeles Municipal Code Section 56.11. The CARE teams are deployed to the A Bridge Home sites and the Illegal Dumping teams provide service Citywide. The CARE teams were previously known as Homeless Outreach Proactive Engagement Teams (HOPE). These positions for the CARE+ teams are responsible for removing abandoned waste from the public right of-way and cleaning homeless encampments. These teams are deployed to the highest need areas of the City. The CARE+ teams were previously known as Clean Street Los Angeles Teams.</p> 	-	44,575,086
<ul style="list-style-type: none"> <p>Mobile Hygiene Centers Program – Funding is provided for 13 Maintenance Laborers. This team provides hygiene facilities for homeless individuals. The proposed increase reflects anticipated salary expenditures.</p> 	5,864,664	5,899,907

	2021-22 Adopted Budget	2022-23 Proposed Budget
<ul style="list-style-type: none"> ● Operation Healthy Streets (OHS) – Funding is provided in the base budget for 12 positions consisting of one Wastewater Collection Supervisor, four Environmental Compliance Inspectors, three Wastewater Collection Worker IIs, one Senior Environmental Compliance Inspector, one Refuse Collection Truck Operator II, and two Maintenance Laborers. This team provides comprehensive cleanups and hazardous waste removal in the downtown Los Angeles and Venice Skid Row areas. The proposed increase reflects anticipated salary expenditures. 	2,556,047	2,605,502
<ul style="list-style-type: none"> ● Regional Storage Facilities - Funding is provided for 29 positions consisting of one Chief Environmental Compliance Inspector I, three Senior Environmental Compliance Inspectors, 11 Environmental Compliance Inspectors, 11 Maintenance Laborers, and three Administrative Clerks for the establishment of regional storage facilities at three Hubs (Lopez Canyon, CLARTS and Jefferson Yard) which would be served by multiple satellite facilities. The proposed increase reflects anticipated salary expenditures. 	3,026,896	3,657,314
Recreation and Parks		
<ul style="list-style-type: none"> ● 24-Hour Public Restroom Access (Venice) – Funding is provided in the base budget to allow year-round 24-hour access to one public restroom (ten stalls) at Venice Beach. The proposed increase reflects anticipated salary expenditures. 	233,654	242,283
<ul style="list-style-type: none"> ● Bulky Item Illegal Dumping Crew – Funding is provided in the base budget and is provided for seven positions consisting of three Gardener Caretakers, one Equipment Operator, one Park Ranger, one Electrician, and one Plumber to staff a dedicated Bulky Item Illegal Dumping Crew. The proposed increase reflects anticipated salary expenditures. 	537,478	564,866
<ul style="list-style-type: none"> ● Gladys Park Maintenance Program – Funding is provided in the base budget to provide ground maintenance and security services at Gladys Park located in Skid Row. The proposed increase reflects anticipated salary expenditures. 	161,127	163,475
<ul style="list-style-type: none"> ● Homeless Encampment Cleanup – Funding is provided in the base budget for 32 positions, consisting of 11 Gardener Caretakers, six Security Officers, five Senior Gardeners, four Equipment Operators, one Electrician, one Plumber, and four Park Maintenance Supervisors to comprise four additional Bulky Item Illegal Dumping (BIID) Crew to assist with homeless encampment cleanups. The proposed increase reflects anticipated salary expenditures. 	1,224,693	2,270,110
<ul style="list-style-type: none"> ● Park Restroom Enhancement Program – Funding is provided in the base budget to continue the increased frequency of restroom cleaning by one additional cleaning per day at 50 heavily-used park locations and also expand bathroom operating hours at various park locations to meet the needs of park patrons. The proposed increase reflects anticipated salary expenditures. 	2,552,070	2,651,047
Transportation		
<ul style="list-style-type: none"> ● Community Assistance Parking Program – Funding is provided for two positions consisting of one Management Assistant and one Senior Administrative Clerk. These positions will support the Community Assistance Parking Program (CAPP), which allows individuals experiencing homelessness with open and unpaid parking citations to pay them by providing community service. The CAPP was approved as a pilot program by Council in 2017-18 (C.F. 15-1450-S1). The proposed increase reflects anticipated salary expenditures. 	122,779	130,136
City Departments Subtotal	83,752,524	98,752,716

	2021-22 Adopted Budget	2022-23 Proposed Budget
Non-Departmental Appropriations		
General City Purposes		
<ul style="list-style-type: none"> ● Additional Homeless Services (formerly Crisis and Bridge Housing Fund) – Funding for homeless services is provided on a one-time basis to fund gaps in the City's effort to address the homeless crisis. ● CIRCLE: 24/7 Homelessness Crisis Response Pilot – Funding is continued for a 24/7, community-based response to nonviolent emergencies involving people experiencing homelessness. In 2022-23, funding is increased to enhance services beyond the pilot program. ● Clinica Romero – Funding is continued for quality affordable health care services that target underserved communities within the Greater Los Angeles area. ● Homeless Outreach Teams – Funding is provided for homeless outreach teams. Funding will be provided to Council District 10. The proposed increase reflects the expansion of services. Funding was added in the interim for this purpose in 2021-22 (\$210,314) and is continued and increased in 2022-23. ● Homeless Prevention and Eviction Defense – Funding was provided on a one-time basis for financial assistance, counseling, and other support services to prevent families and individuals from eviction or becoming homeless. ● Los Angeles Accessory Dwelling Unit (ADU) Accelerator – Funding was provided on a one-time basis to pair housing insecure low-income older adults with homeowners willing to rent their ADUs for five years. ● Midnight Stroll Transgender Café – Funding is continued to support a safe haven for unsheltered transgender individuals in Hollywood between the hours of 9:00 pm and 7:00 am. ● Mobile Laundry Truck – Funding is provided to offer individuals and families experiencing homelessness a place to wash clothes. Funding includes the Mobile Laundry Truck. ● Mobile Shower – Funding is continued to offer individuals experiencing homelessness shower services. Funding will be provided to Council District 1. ● Multidisciplinary Teams (MDTs) – Funding is continued on a one-time basis for MDTs to facilitate the sharing of information between professionals who work on building trust and relationships with people experiencing homelessness. Funding in the amount of \$450,000 will be provided to Council District 4 and Council District 11. ● Project Roomkey – Funding was provided for the General Services Department, Personnel Department, and Los Angeles Homeless Services Authority costs to extend and expand non-congregate shelter at hotels and motels to assist individuals experiencing homelessness to maintain social distancing and other critical COVID-19 prevention measures. ● Unified Homeless Response Center Data Project – Funding is provided for a new unified platform that will integrate data from multiple sources to report on data, including shelter bed availability and encampment numbers, to better inform the City on the progress of its efforts. ● Volunteers of America Homeless Outreach – Funding is provided to assist Volunteers of America with homeless outreach in Council District 12. 	<p>79,330,906</p> <p>3,000,000</p> <p>100,000</p> <p>-</p> <p>10,150,958</p> <p>2,600,000</p> <p>100,000</p> <p>67,600</p> <p>-</p> <p>900,000</p> <p>42,774,000</p> <p>-</p> <p>-</p> <p>-</p>	<p>55,000,000</p> <p>8,000,000</p> <p>100,000</p> <p>400,314</p> <p>-</p> <p>-</p> <p>100,000</p> <p>67,600</p> <p>20,000</p> <p>900,000</p> <p>-</p> <p>620,000</p> <p>200,000</p>
Municipal Improvement Corporation of Los Angeles (MICLA)		
<ul style="list-style-type: none"> ● Bureau of Sanitation (BOS) Comprehensive Cleaning and Rapid Engagement (CARE) Vehicles Purchase – Funding is provided to purchase vehicles to support the CARE programs. 	<p>-</p>	<p>18,811,000</p>

	2021-22 Adopted Budget	2022-23 Proposed Budget
<ul style="list-style-type: none"> • Livability Service Division (LSD) Yard Improvements - Funding is provided to phase in four regional LSD facility improvements at Arlington LSD Regional Facility, Donald C. Tillman LSD Regional Facility, Harbor LSD Regional Facility, and Slauson LSD Regional Facility. 	-	1,813,523
<i>Proposition HHH</i>		
<ul style="list-style-type: none"> • Proposition HHH Project Expenditures – Funding is provided for the Proposition HHH Permanent Supportive Housing Program projected expenditures in 2022-23. All project costs are directly tied to project construction. 	361,886,249	332,090,269
<ul style="list-style-type: none"> • Homekey 2.0 Permanent Supportive Housing – Funding is provided for the acquisition of Project Homekey 2.0 properties. 	-	83,000,000
<i>Reserve Fund Loan</i>		
<ul style="list-style-type: none"> • Homekey 2.0 Permanent Supportive Housing – A Reserve Fund loan was approved in 2021-22 (C.F. 21-0112) to fund Projected Homekey 2.0 sites. The Reserve Fund loan is transferred on an as-needed basis and is expected to be repaid upon receipt of FEMA reimbursement for HHAP (\$32.5M) and State COVID-19 Emergency Homeless Grant (\$17.1M)). The timing of the FEMA reimbursement is unknown. 	-	49,647,103
<i>State Grants</i>		
<ul style="list-style-type: none"> • Homeless Housing, Assistance and Prevention Program (HHAP) – HHAP is a one-time state grant to address immediate homeless needs. These funds will be used to support A Bridge Home sites (interim housing) construction and operations, prevention and diversion, rapid rehousing, outreach, hygiene facilities, and other services. The 2022-23 funding is set aside for administrative costs and youth goals. Funding for these programs will be provided through interim appropriations pending Mayor and Council approval. The proposed decrease reflects the remaining grant funds available for the projected expenditures in 2022-23. 	34,955,554	7,216,767
<ul style="list-style-type: none"> • Homeless Housing, Assistance and Prevention Program (HHAP 2) – HHAP is a one-time state grant to support regional coordination and expand or develop local capacity to address immediate homelessness challenges. These funds will be used to support COVID-19 Homelessness Roadmap operations, A Bridge Home operations, outreach, public health services, hygiene facilities, programs for youth experiencing homelessness or at-risk of being homeless, and other services. The proposed increase reflects the projected expenditures for new and continuing homelessness programs for 2022-23. Funding from 2021-22 is carried over to 2022-23. 	29,901,289	55,575,000
<ul style="list-style-type: none"> • Homeless Housing, Assistance and Prevention Program (HHAP 3) – The City will apply for the third round of HHAP, which is a one-time state grant to support regional coordination and expand or develop local capacity to address immediate homelessness challenges. HHAP-3 funds will be used to support various programs such as, COVID-19 Homelessness Roadmap operations, A Bridge Home operations, outreach, public health services, hygiene facilities, programs for youth experiencing homelessness or at-risk of being homeless, and other services. 	-	28,728,000
<ul style="list-style-type: none"> • State Homekey Program Grant, Round 2 – Funding is provided for the acquisition, rehabilitation, and operating costs for a total of 928 Project Homekey units. Funding will be administered by the Los Angeles Housing Department. 	-	254,847,000

	2021-22 Adopted Budget	2022-23 Proposed Budget
<u>Federal Grant</u>		
<ul style="list-style-type: none"> ● Affordable Housing – Funding was provided to increase access to and the supply of decent, safe, sanitary, and affordable housing. Funding was provided by the American Rescue Plan - HOME Investment Partnerships Program Fund. 	20,000,000	-
<ul style="list-style-type: none"> ● ARP - Homekey 2.0 Permanent Supportive Housing – Funding is provided for the Homekey for property acquisitions, closing costs, due diligence, property management, rehabilitation of Project Homekey 2.0 sites. 	-	58,000,000
<ul style="list-style-type: none"> ● ARP - Homeless Prevention and Eviction Defense – Funding was provided for financial assistance, counseling, and other support services to prevent families and individuals from eviction or becoming homeless. Funding was provided by the American Rescue Plan - HOME Investment Partnerships Program Fund. 	19,891,031	-
<ul style="list-style-type: none"> ● Community Development Block Grant – Funding is provided for the Homekey for property acquisitions, closing costs, due diligence, property management, rehabilitation of Project Homekey 2.0 sites. 	-	11,763,938
<ul style="list-style-type: none"> ● Community Development Block Grant - COVID-19 – Funding is provided for the acquisition, rehabilitation, management of Project Homekey 2.0 sites. 	-	10,488,548
<ul style="list-style-type: none"> ● Emergency Solutions Grants - COVID-19 – Funding is provided to support rapid rehousing assistance, homelessness prevention, hygiene services, and shelter and housing interventions to respond to the impacts of the coronavirus pandemic. Funding is provided by the Coronavirus Aid, Relief, and Economic Security Act. 	-	2,048,743
<ul style="list-style-type: none"> ● Homeless Services – Funding was provided to help develop stable housing for individuals or families at risk of or experiencing homelessness. These funds were used to purchase and convert hotels and motels into permanent housing, maintain outreach programs, support homeless services providers, and provide other essential services. Funding was provided by the American Rescue Plan - HOME Investment Partnerships Program Fund. 	60,000,000	-
<u>Other Funding Sources</u>		
<ul style="list-style-type: none"> ● State/Federal Grants and Other Local Funds – Funding from the HOME Investment Partnerships Program Fund and Housing Opportunities for Persons with AIDS Fund and other funding sources to gap finance of the development of Non-Prop HHH units. 	-	45,000,000
Non-Departmental Subtotal	<u>665,657,587</u>	<u>1,024,437,805</u>
<u>Unappropriated Balance (UB)</u>		
<ul style="list-style-type: none"> ● Comprehensive Cleaning and Rapid Engagement (CARE/CARE+) Team – Funding was set aside for the salaries to deploy two CARE+ Teams for nine-months, two CARE+ Teams for six-months, three CARE+ Teams for three-months, and four program management positions for nine months in the Bureau of Sanitation. These positions were responsible for keeping the City's sidewalks and other public areas safe, clean, sanitary, and accessible for public use by all individuals in accordance with the provisions of Los Angeles Municipal Code Section 56.11. CARE and CARE+ were combined into one request under Comprehensive Cleaning and Rapid Engagement Program (CARE/CARE+). In 2022-23, funding is provided in the Public Works, Bureau of Sanitation. 	8,500,000	-
<ul style="list-style-type: none"> ● Homeless Engagement Teams (HETs) – Funding was provided for HETs to conduct direct outreach to unsheltered homeless individuals. This outreach facilitated better access to City and County homeless resources, including the Coordinated Entry System. These teams supported the Bureau of Sanitation's Comprehensive Cleaning and Rapid Engagement (CARE and CARE+) Teams. In 2022-23, funding is continued under LAHSA-HET. 	4,224,465	-

Homeless Budget

	2021-22 Adopted Budget	2022-23 Proposed Budget
<ul style="list-style-type: none"> Homeless Engagement Teams (HETs) - Comprehensive Cleaning and Rapid Engagement (CARE and CARE+) Teams – Funding was provided for 13 HETs conduct direct outreach, in conjunction with Los Angeles Police Department CARE and CARE+ teams formerly known as Homeless Outreach and Partnership Endeavor (HOPE) teams, to homeless individuals who typically do not seek shelter or service programs of their own initiative. This outreach facilitated better access to City and County homeless resources, including the Coordinated Entry System. In 2022-23, funding is continued under LAHSA-HET. 	1,961,359	-
<ul style="list-style-type: none"> Rental Registry Program – Funding was provided to upgrade the Rental Registry Program to incorporate programs for landlords, renters, evictions, code violations, and renters rights. 	750,000	-
<ul style="list-style-type: none"> LAHSA-HET – Funding is provided for the City’s street-based homelessness strategies that are focused on conducting outreach and engagement; expanding hygiene, sanitation, and storage options for people living on the streets; increasing diversion opportunities for people experiencing homelessness; and expanding collaborations with stakeholders. Homeless outreach, primarily conducted through Homeless Engagement Teams (HETs), access and navigation centers, and storage programs continue to provide critical services to connect unsheltered residents with support services and housing resources. For 2022-23, HETs was restructured to include general HETs and HETs-Comprehensive Cleaning and Rapid Engagement Plus (CARE+) Teams. Funding for HETs was decreased to account for a shift of funding to the Unappropriated Balance for contingent expenditures. 	-	8,122,464
<ul style="list-style-type: none"> Solid Ground Program – Funding was provided for program and staff costs. In 2022-23, funding is provided in the Community Investment for Families Department. 	4,000,000	-
Unappropriated Balance Subtotal	<u>19,435,824</u>	<u>8,122,464</u>
Total LAHSA, City Departments, Non-Departmental, and UB	<u>801,649,246</u>	<u>1,163,077,204</u>

Homeless Services and Housing Program

Adopted Budget 2021-22		Proposed Budget 2022-23
SOURCE OF FUNDS		
3,000,000	Cash Balance, July 1.....	--
--	Less:	--
3,000,000	Prior Year's Unexpended Appropriations.....	--
221,610,727	Balance Available, July 1.....	--
50,404,396	General Fund.....	195,718,104
99,891,031	¹ Departmental Special Funds.....	8,329,209
--	American Rescue Plan - HOME Investment Partnerships Program Fund.....	58,000,000
--	Community Development Block Grant.....	11,763,938
--	Community Development Block Grant - COVID-19.....	10,488,548
--	Emergency Solutions Grant - COVID-19.....	2,048,743
34,955,554	Homeless Housing, Assistance and Prevention Grant.....	7,216,767
29,901,289	Homeless Housing, Assistance and Prevention 2 Grant.....	55,575,000
--	Homeless Housing, Assistance and Prevention 3 Grant.....	28,728,000
--	Municipal Improvement Corporation of Los Angeles (MICLA).....	20,624,523
361,886,249	Proposition HHH.....	415,090,269
--	Reserve Fund Loan.....	49,647,103
--	State/Federal Grants and Other Local Funds.....	45,000,000
--	State Homekey Program Grant, Round 2.....	254,847,000
801,649,246	Total Revenue	\$ 1,163,077,204
APPROPRIATIONS		
General Fund:		
688,023	Aging.....	703,073
78,109	Animal Services.....	77,454
522,392	City Administrative Officer.....	521,489
355,995	City Attorney.....	365,428
735,611	City Planning.....	493,547
3,961,774	Community Investment for Families.....	5,411,597
314,982	Disability.....	428,834
3,922,000	Economic and Workforce Development.....	3,000,000
1,423,406	Fire.....	1,439,709
1,093,450	General Services.....	982,941
16,918,558	General City Purposes.....	10,407,914
79,330,906	² General City Purposes: Additional Homeless Services.....	55,000,000
3,618,416	Housing.....	4,110,392
30,803,311	Los Angeles Homeless Services Authority.....	31,764,219
860,000	Mayor.....	860,000
8,940,439	Police.....	8,000,000
116,625	Public Works, Board.....	149,156
-	Public Works, Bureau of Contract Administration.....	110,353
250,000	Public Works, Bureau of Engineering.....	--
51,118,127	Public Works, Bureau of Sanitation.....	63,639,398
122,779	Transportation.....	130,136
19,435,824	Unappropriated Balance.....	8,122,464
224,610,727	General Fund Subtotal	195,718,104
Departmental Special Funds:		
-	City Attorney.....	70,932
384,188	City Planning.....	738,878
199,601	Community Investment for Families.....	115,489
42,774,000	General City Purposes: Project Roomkey.....	--
337,585	Housing.....	1,512,129
2,000,000	Los Angeles Homeless Services Authority.....	--
4,709,022	Recreation and Parks.....	5,891,781
50,404,396	Departmental Special Funds Subtotal	8,329,209

Adopted Budget 2021-22		Proposed Budget 2022-23
	3 American Rescue Plan - HOME Investment Partnerships Program Fund:	
60,000,000	Homeless Services.....	--
19,891,031	Homeless Prevention and Eviction Defense.....	--
20,000,000	Affordable Housing.....	--
--	Homekey 2.0 Permanent Supportive Housing.....	58,000,000
99,891,031	American Rescue Plan - HOME Investment Partnerships Program Fund Subtotal	58,000,000
	Community Development Block Grant:	
--	Homekey 2.0 Permanent Supportive Housing.....	11,763,938
--	Community Development Block Grant Subtotal	11,763,938
	Community Development Block Grant - COVID-19:	
--	Homekey 2.0 Permanent Supportive Housing.....	10,488,548
--	Community Development Block Grant-COVID-19 Subtotal	10,488,548
--	Emergency Solutions Grant - COVID-19:	2,048,743
	Homeless Housing, Assistance and Prevention Program Grant:	
1,185,920	A Bridge Home Projects (Construction & Operations).....	--
77,235	City Administrative Officer.....	--
194,926	City Attorney.....	--
128,446	General Services.....	--
298,272	Mayor.....	--
384,538	Public Works, Bureau of Engineering.....	--
32,686,217	Other Programs.....	7,216,767
34,955,554	Homeless Housing, Assistance and Prevention Program Grant Subtotal	7,216,767
	Homeless Housing, Assistance and Prevention 2 Program Grant:	
--	COVID-19 Homelessness Roadmap Operating Costs.....	31,226,886
--	A Bridge Home (ABH) Operating Costs.....	7,894,350
--	Street Strategy, Outreach, Public Health, and Hygiene - Citywide and Skid Row	8,117,514
--	Youth Experiencing Homelessness or At Risk of Homelessness.....	4,446,000
--	Administrative Costs.....	3,890,250
29,901,289	Homeless Housing, Assistance and Prevention Program Grant 2 Subtotal	55,575,000
--	Homeless Housing, Assistance and Prevention 3 Program Grant (Pending):	28,728,000
	Municipal Improvement Corporation of Los Angeles (MICLA)	
--	CARE Vehicles	18,811,000
--	LSD Yard Improvements	1,813,523
--	Municipal Improvement Corporation of Los Angeles (MICLA) Subtotal	20,624,523
	Proposition HHH	
361,886,249	Construction of Permanent Supportive Housing.....	332,090,269
--	Homekey 2.0 Permanent Supportive Housing.....	83,000,000
361,886,249	Proposition HHH Subtotal	415,090,269
	Reserve Fund Loan	
--	⁵ Homekey 2.0 Permanent Supportive Housing.....	49,647,103
--	Reserve Fund Loan Subtotal	49,647,103
	6 State/Federal Grants and Other Local Funds	
--	Construction of Permanent Supportive Housing.....	45,000,000
--	State/Federal Grants and Other Local Funds Subtotal	45,000,000
--	State Homekey Program Grant, Round 2 (Pending):	254,847,000
801,649,246	Total Appropriations	\$ 1,163,077,204
--	Ending Balance, June 30	\$ --

1Departmental Special Funds include: Planning Case Processing Fund, Building and Safety Permit Enterprise Fund, Community Development Trust Fund, Community Service Trust Fund, the Federal Emergency Solutions Grant Fund, Affordable Housing Trust Fund, and the Recreation and Parks Other Revenue Fund.

2The Additional Homeless Services (formerly Crisis and Bridge Housing Fund) is jointly administered by the Mayor and City Council.

3The funding for the American Rescue Plan - HOME Investment Partnerships Program Fund has carried over from the Homeless Services to Homekey 2.0 Permanent Supportive Housing.

4The initial Homeless Housing, Assistance and Prevention Program Grant 2 funds were not spent in the current fiscal year as the grant requires the establishment of performance goals addressing racial disparities and youth set-aside prior to spending any fund.

5A Reserve Fund loan was approved in 2021-22 (C.F. 21-0112) to provide cash flow for projected expenditures for Projected Homekey 2.0 sites in 2022-23.

6Federal grants may include funding from the HOME Investment Partnerships Program Fund and Housing Opportunities for Persons with AIDS Fund.

STREET IMPROVEMENT

The 2022-23 Proposed Budget provides street improvement resources through the Pavement Preservation Program, the Failed Streets Reconstruction Program, the Complete Streets Program, Pavement Preservation Access Ramps, and the Bicycle Lane Repair and Maintenance Program. These programs help maintain and improve 6,500 centerline miles (23,000 lane miles) of streets throughout the City and are described in the following pages. The 2022-23 Proposed Budget for these street improvement programs is summarized as follows:

2022-23 Street Improvement Program Summary	
Program	Proposed Funding
Pavement Preservation	\$ 160,892,172
Failed Streets Reconstruction	\$ 24,437,124
Complete Streets	\$ 12,863,250
Pavement Preservation - Access Ramps	\$ 9,679,109
Bicycle Lane Repair and Maintenance	\$ 4,149,717
Total	\$ 212,021,372

PAVEMENT PRESERVATION PROGRAM

The Pavement Preservation Program includes activities required to properly maintain the City street system and keep the system from deteriorating. The Program is led by the Bureau of Street Services with support provided by the Department of Transportation, Bureau of Engineering, and Department of General Services.

The 2022-23 Proposed Budget for the Pavement Preservation Program is summarized as follows:

2022-23 Pavement Preservation					
Public Works					
Funding by Source	Street Services	Engineering	Transportation	GSD	Total
Special Gas Tax	\$ 46,200,212	\$ 381,092	\$ 2,694,745	\$ 2,071,557	\$ 51,347,606
Proposition A	553,667	-	-	-	553,667
Proposition C	-	-	6,766,246	558,353	7,324,599
Street Damage Restoration Fee	34,453,806	386,085	-	7,052,898	41,892,789
Stormwater Pollution Abatement	438,890	-	-	-	438,890
Measure R	19,218,651	-	3,695,660	1,539,127	24,453,438
Measure M	2,762,354	-	1,571,186	-	4,333,540
General Fund	17,476,242	1,299,348	11,506,189	265,864	30,547,643
Total	\$ 121,103,822	\$ 2,066,525	\$ 26,234,026	\$ 11,487,799	\$ 160,892,172

Pavement preservation activity consists of the following:

- Resurfacing: Crews remove a layer of the asphalt surface and then repave with new asphalt that may include up to 50 percent recycled content.
- Slurry sealing: Crews apply liquid asphalt made with recycled waste tires to the riding surface of residential streets. This thin coat of rubberized material prevents water intrusion and can extend the service life of the existing pavement by up to seven years. Slurry seal can be applied at intervals of three to seven years during the life of the road surface.
- Large Asphalt Repairs: Crews remove and replace distressed pavement. At times the removal of distressed pavement also involves removal of subsurface tree roots that are pushing up the surface of the pavement.
- Small asphalt repairs, including potholes: Minor defects in the road surface are repaired with hot mix asphalt or cold patch material by dedicated crews that respond to service requests from the public.

Generally, the approach to pavement preservation incorporates two strategies to help keep the City's good streets in a state of good repair:

- The most economical selection of streets and rehabilitation method used; and,
- The prevention or slowing of the deterioration of streets.

PAVEMENT PRESERVATION – ACCESS RAMPS

Funds are provided for design and construction of access ramps associated with pavement preservation activity. Funds will be spent in accordance with a plan that the Bureau of Street Services will develop, subject to the approval of the Mayor and City Council.

2022-23 Pavement Preservation Access Ramps Funding	
Funding Source	Amount
SDRF - Special Purpose Fund Appropriation	\$ 9,679,109
Total	\$ 9,679,109

FAILED STREETS RECONSTRUCTION PROGRAM

The Failed Streets Reconstruction Program will provide repair to the most severely damaged streets within the City street system. Approximately 5,560 lane miles of City streets are measured as failed. The Failed Streets Reconstruction Program focuses on these severely damaged streets with the lowest ratings. Failed streets pavement reconstruction addresses damage at the roadway base, located below the surface, and other structural issues caused by utility cuts, water intrusion, and other impacts. Repair of these streets can improve the overall condition of the street system and result in safer streets, add to property values, lower liability and litigation costs, and encourage bicycling and other modes of transportation.

The Failed Streets Reconstruction Program is led by the Bureau of Street Services with support from the Department of Transportation, the Bureau of Engineering, and the Department of General Services.

The Failed Streets Reconstruction Program funding for 2022-23 is summarized as follows:

2022-23 Failed Streets Reconstruction Program						
Funding Source	PW-Street Services	PW-Engineering	General Services	Transportation	Special Purpose Fund Appropriation	Total
SDRF	\$ 9,772,274	\$ 139,830	\$ 113,159	\$ 469,510	\$ 7,442,601	\$ 17,937,374
Measure M	\$ 3,790,410	\$ 139,830	\$ -	\$ 469,510	\$ 1,000,000 *	\$ 5,399,750
Gas Tax	\$ -	\$ -	\$ -	\$ -	\$ 100,000 *	\$ 100,000
SB1 - RMRA	\$ -	\$ -	\$ -	\$ -	\$ 1,000,000 *	\$ 1,000,000
Total	\$ 13,562,684	\$ 279,660	\$ 113,159	\$ 939,020	\$ 9,542,601	\$ 24,437,124

* Included in these line items are appropriations totaling \$2.10 million (\$1.0 million in Measure M, \$1.0 million in SB 1, and \$0.10 million in Gas Tax) for concrete street repair. Reconstruction of concrete streets may include full street reconstruction and also large panel replacement due to damage caused by tree roots uplifting panels and drainage issues.

COMPLETE STREETS PROGRAM

The Complete Streets Program combines the reconstruction of failed streets with the installation of safety measures, repair of damaged curbs, gutters, sidewalks, and installation of stormwater capture infrastructure. The Complete Streets Program was created in 2017-18, funded through new sources of City revenue that year. The following table represents Complete Streets Program funding to date by funding source:

Complete Streets Program - Round 1										
Funding Source	2017-18 Adopted	2018-19 Adopted	2018-19 Interim Appropriation Change	2019-20 Adopted	2019-20 Interim Appropriation Change	2020-21 Adopted	2020-21 Interim Appropriation Change	2021-22 Adopted	2022-23 Proposed	Total
SB1/RMRA	\$ 1,500,000	\$ 23,561,000	\$ -	\$ 1,423,954	\$ -	\$ -	\$ 2,400,000	\$ 3,820,000	\$ 9,429,650	\$42,134,604
SDRF	\$ -	\$ 10,000,000	\$ (8,174,061)	\$20,500,000	\$ (20,500,000)	\$ -	\$ -	\$ -	\$ -	\$ 1,825,939
BSS Dept. Appr (Measure M)	\$ -	\$ 3,201,342	\$ -	\$ 3,358,019	\$ -	\$ 2,946,801	\$ -	\$ 3,169,585	\$ 3,433,600	\$16,109,347
Measure M	\$ 5,115,046	\$ 9,000,000	\$ -	\$ 5,333,000	\$ -	\$ 2,400,000	\$ (2,400,000)	\$ 2,400,000	\$ -	\$21,848,046
Measure W	\$ -	\$ -	\$ -	\$ 3,667,000	\$ -	\$ -	\$ -	\$ -	\$ -	\$ 3,667,000
Total	\$ 6,615,046	\$ 45,762,342	\$ (8,174,061)	\$34,281,973	\$ (20,500,000)	\$ 5,346,801	\$ -	\$ 9,389,585	\$ 12,863,250	\$85,584,936

The six projects included in the Complete Streets Program are listed below. They are currently in various stages of completion. The total cost for all six projects is \$87,524,000. An additional \$1,939,064 will need to be identified in future budgets to complete the Avalon project.

- Roscoe Blvd from the I-405 to Woodman Ave (\$8.6 million) – Complete
- Venice Blvd (East) from Arlington Ave to Figueroa St (\$13.6 million) – Complete
- Main Street (South) from MLK Blvd to Imperial Hwy (\$13.9 million) – Complete
- Temple Ave from Beverly Blvd to Beaudry Ave (\$9.2 million) – Complete
- Reseda Blvd from Parthenia St to Victory Blvd (\$24.7 million) – In Construction
- Avalon Blvd from San Pedro St to 120th St (\$17.5 million) – In Construction

BICYCLE LANE REPAIR AND MAINTENANCE

2022-23 Bicycle Lane Repair and Maintenance

Funding Source	Amount
Measure R - Special Purpose Fund Appropriation	\$ 3,679,109
SDRF - Special Purpose Fund Appropriation	\$ 470,608
Total Proposed for Bicycle Lane Repair and Maintenance	\$ 4,149,717

Bicycle Lane repair and maintenance includes Citywide bike lane repair and maintenance to ensure public safety. Repairs can be either in the bicycle lane only or the entire street segment. These repairs or maintenance activities can include the following:

- Concrete
- Asphalt
- Slurry
- Resurfacing
- Reconstruction
- Pavement Markings
- Signage

THIS PAGE INTENTIONALLY LEFT BLANK